



US00D645045S

(12) **United States Design Patent**
Cacioppo et al.

(10) **Patent No.:** **US D645,045 S**

(45) **Date of Patent:** **** Sep. 13, 2011**

(54) **REMOTE**

(75) Inventors: **Christopher M. Cacioppo**, Somerville, MA (US); **Manuel Perez**, Somerville, MA (US); **Hector Padilla**, Chelsea, MA (US); **Timothy Higgins**, Allston, MA (US); **Louis Frank Genatossio**, Shrewsbury, MA (US); **Rick Burnham**, Gloucester, MA (US); **Dan DeOreo**, Manchester, MA (US)

(73) Assignee: **Sanford, L.P.**, Oak Brook, IL (US)

(**) Term: **14 Years**

(21) Appl. No.: **29/383,993**

(22) Filed: **Jan. 25, 2011**

Related U.S. Application Data

(62) Division of application No. 29/353,000, filed on Dec. 30, 2009, now Pat. No. Des. 633,910.

(51) **LOC (9) Cl.** **14-02**

(52) **U.S. Cl.** **D14/388**; D14/218

(58) **Field of Classification Search** D14/388, D14/399-401, 454, 341, 346, 356, 358, 141.3, D14/191, 203.3, 203.7, 218; 341/22-28; 463/37; 345/168, 169; 455/556.1, 566, 575.1, 455/575.3, 575.4; D1/100, 199; D21/324, D21/333; D28/8.1; D32/40
See application file for complete search history.

(56) **References Cited**

U.S. PATENT DOCUMENTS

D325,912 S	5/1992	Sakai et al.	
D326,094 S *	5/1992	Muraki et al.	D14/191
D345,817 S *	4/1994	Crawford	D28/8.1
D350,782 S	9/1994	Barr	
D356,474 S *	3/1995	Chow	D28/8.1
D365,529 S *	12/1995	Peroni	D10/103

D374,661 S	10/1996	Mieki et al.	
D376,180 S	12/1996	Takahata et al.	
D383,732 S *	9/1997	Haley et al.	D14/435
D386,497 S	11/1997	Huslig et al.	
D392,771 S *	3/1998	Mohary et al.	D28/8.1
D396,215 S *	7/1998	Inukai	D14/341
D407,159 S *	3/1999	Roberg	D24/167
D408,441 S	4/1999	Munter	
D416,256 S	11/1999	Griffin et al.	
D422,749 S *	4/2000	Binstock et al.	D28/8.1
D422,971 S	4/2000	Leib	
D424,577 S *	5/2000	Backs et al.	D13/168
D451,241 S *	11/2001	Ragusa	D28/8.1
D456,364 S *	4/2002	Suen	D13/162
D493,444 S	7/2004	Donner	
D505,401 S *	5/2005	Nussberger et al.	D13/184
D518,451 S *	4/2006	Nussberger et al.	D13/184
D533,173 S *	12/2006	Lee et al.	D14/247

(Continued)

Primary Examiner — Cathron C. Brooks

Assistant Examiner — Deanna Fluegeman

(74) *Attorney, Agent, or Firm* — Marshall, Gerstein & Borun LLP

(57) **CLAIM**

The ornamental design for a remote, as shown and described.

DESCRIPTION

FIG. 1 is a perspective view showing my new design for a remote;

FIG. 2 is a front view of the remote of FIG. 1;

FIG. 3 is a back view of the remote of FIG. 1;

FIG. 4 is a left side view of the remote of FIG. 1;

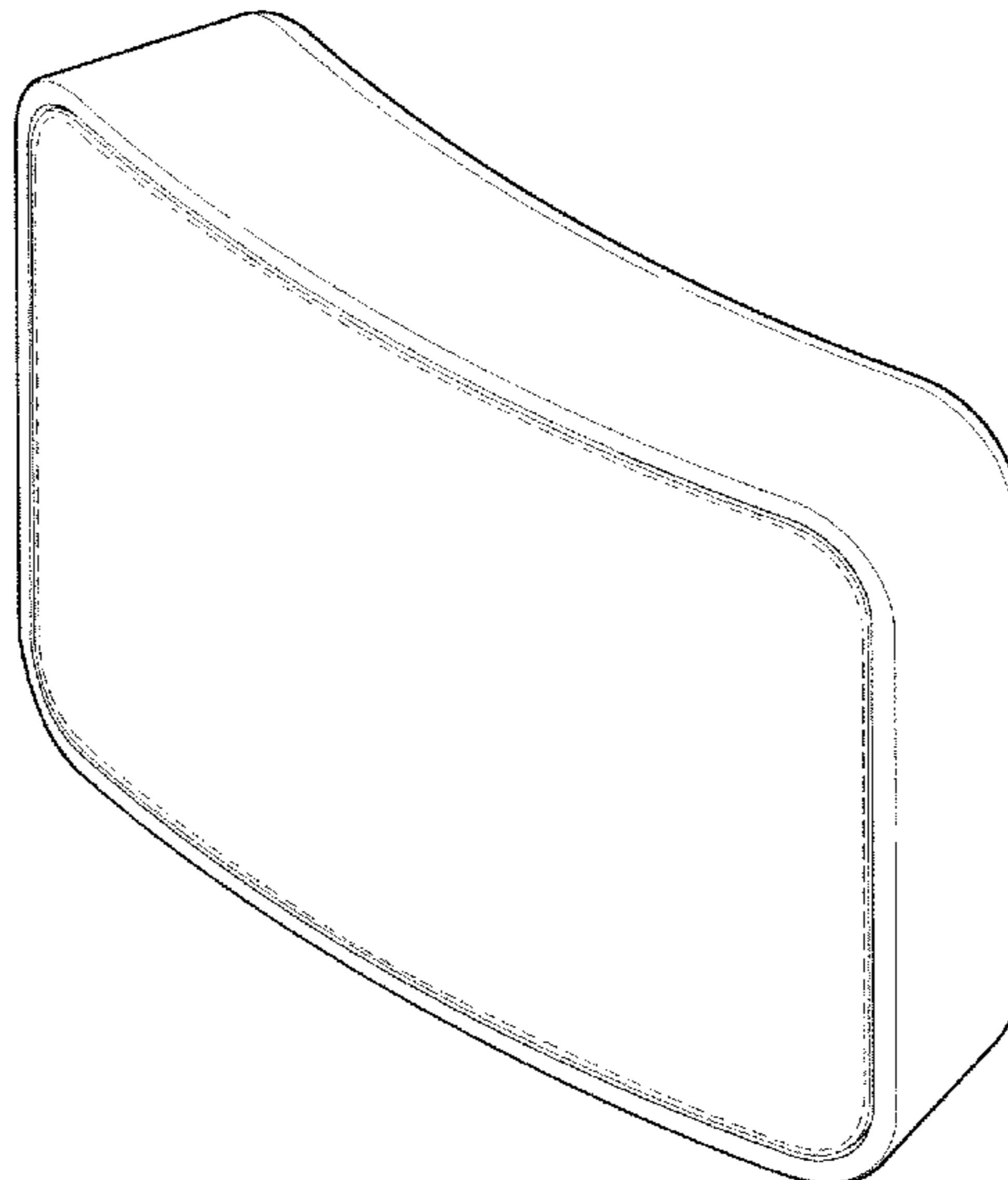
FIG. 5 is a right side view of the remote of FIG. 1;

FIG. 6 is a top plan view of the remote of FIG. 1; and

FIG. 7 is a bottom plan view of the remote of FIG. 1.

The broken lines in the drawings illustrate the boundaries of the claimed design. The broken line boundaries and the areas therewithin form no part of the claimed design.

1 Claim, 5 Drawing Sheets



US D645,045 S

Page 2

U.S. PATENT DOCUMENTS

D535,654 S *	1/2007	Beamish et al.	D14/388	D608,944 S *	1/2010	Gutfleisch et al.	D28/8.1
D542,792 S *	5/2007	Beamish et al.	D14/388	D612,365 S *	3/2010	Lin	D14/218
D562,834 S *	2/2008	Bashan et al.	D14/385	D612,839 S	3/2010	Kato	
D569,036 S *	5/2008	Gutfleisch et al.	D28/8.1	D612,850 S *	3/2010	Cabatic	D14/388
D578,526 S *	10/2008	Hwangbo	D14/341	D613,341 S	4/2010	Mar et al.	
D582,895 S *	12/2008	Frazer	D14/218	2006/0218572 A1 *	9/2006	Thielman et al.	725/13
D585,931 S	2/2009	Palmer		2006/0294552 A1 *	12/2006	Swanson et al.	725/80
D587,269 S *	2/2009	Keeports et al.	D14/358	2007/0192785 A1	8/2007	Pellinat et al.	
D589,496 S *	3/2009	Legrand	D14/218	2008/0108037 A1 *	5/2008	Beamish	434/350
D604,254 S *	11/2009	Lanfear et al.	D13/162	2009/0253508 A1	10/2009	Koontz	
D606,047 S *	12/2009	Lin	D14/218				

* cited by examiner

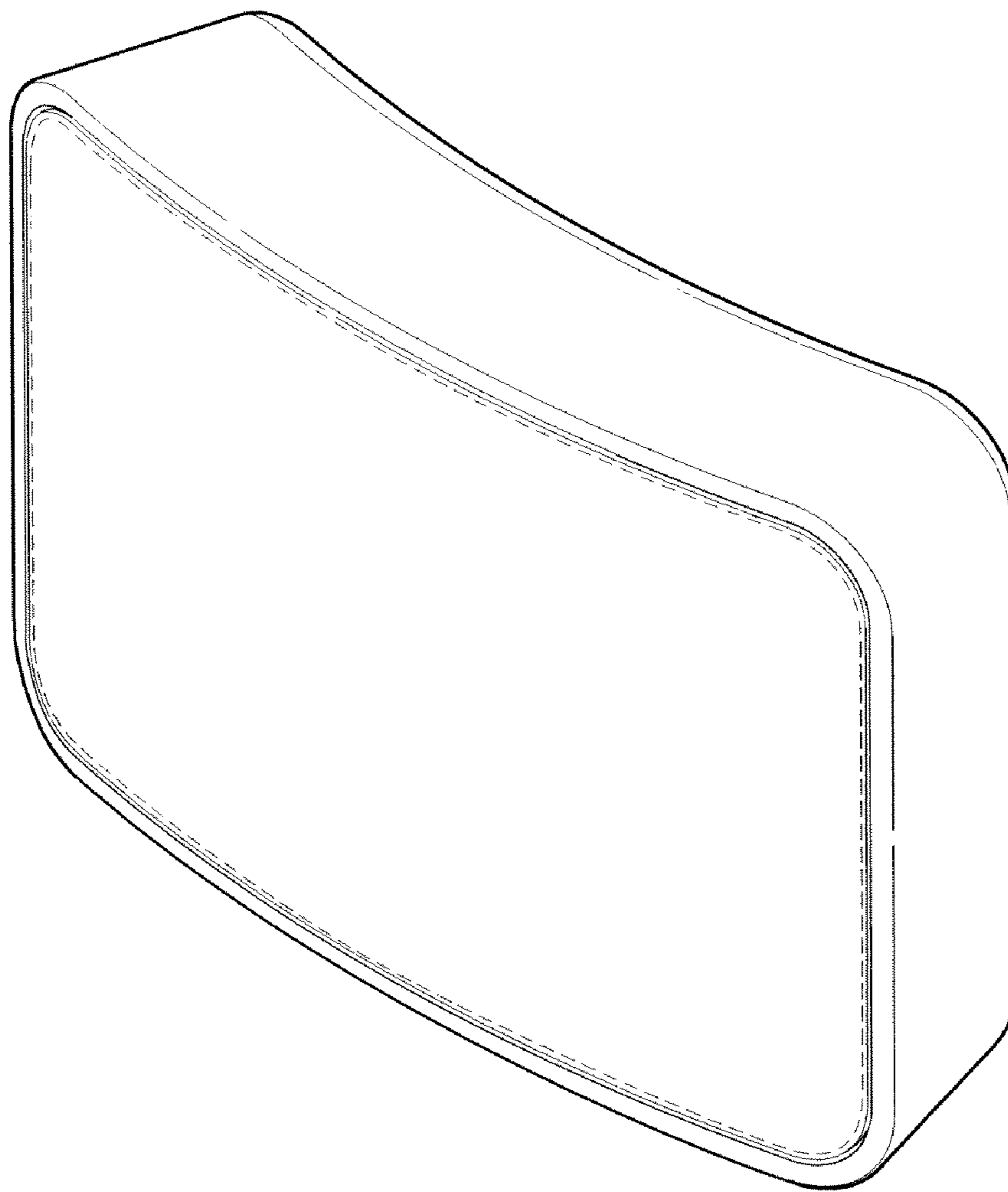


FIG. 1




FIG. 2




FIG. 3




FIG. 4




FIG. 5




FIG. 6




FIG. 7