



US00D645036S

(12) **United States Design Patent**
Jones et al.

(10) **Patent No.:** **US D645,036 S**

(45) **Date of Patent:** **** Sep. 13, 2011**

(54) **TABLET COMPUTER**

(75) Inventors: **Christopher C. Jones**, San Francisco, CA (US); **Steve I. Hwang**, San Francisco, CA (US)

(73) Assignee: **OpenPeak, Inc.**, Boca Raton, FL (US)

(**) Term: **14 Years**

(21) Appl. No.: **29/364,690**

(22) Filed: **Jun. 26, 2010**

(51) **LOC (9) Cl.** **14-02**

(52) **U.S. Cl.** **D14/341**

(58) **Field of Classification Search** D14/341-347, D14/137, 138, 138.1, 138 AA, 138 R, 138 AB, D14/138 G, 138 A, 496, 426, 429, 129, 130, D14/420, 439-441, 448, 125, 147, 156, 218, D14/250, 336, 203.1, 203.3, 203.4, 203.7, D14/315, 388-390; D21/324, 329, 330; D10/65, 104; D18/6-7; 345/169, 901, 905, 345/156, 157, 168, 173; 361/680, 686, 679.27, 361/679.3; 379/433.04, 433.07, 433.11, 379/916, 433.01, 433.06

See application file for complete search history.

(56) **References Cited**

U.S. PATENT DOCUMENTS

D408,794 S * 4/1999 Ogasawara D14/341
D554,086 S * 10/2007 Hsiung D14/129
D563,804 S * 3/2008 Kimura et al. D10/65

D571,560 S * 6/2008 Liu et al. D6/300
D576,503 S * 9/2008 Park D10/65
D579,930 S * 11/2008 Maskatia D14/341
D602,487 S * 10/2009 Maskatia D14/341
D608,778 S * 1/2010 Lee et al. D14/336
D611,942 S * 3/2010 Kemery D14/341
D613,286 S * 4/2010 Lee et al. D14/341
D614,182 S * 4/2010 Busri D14/341
D622,169 S * 8/2010 Lenz et al. D10/65
D628,199 S * 11/2010 Yukikado et al. D14/374

* cited by examiner

Primary Examiner — Cathron Brooks

Assistant Examiner — Barbara Fox

(74) *Attorney, Agent, or Firm* — Design IP

(57) **CLAIM**

The ornamental design for a tablet computer, as shown and described.

DESCRIPTION

FIG. 1 is a front perspective view of a tablet computer showing our design;

FIG. 2 is a rear perspective view thereof;

FIG. 3 is a front orthographic view thereof;

FIG. 4 is a rear orthographic view thereof;

FIG. 5 is a top orthographic view thereof;

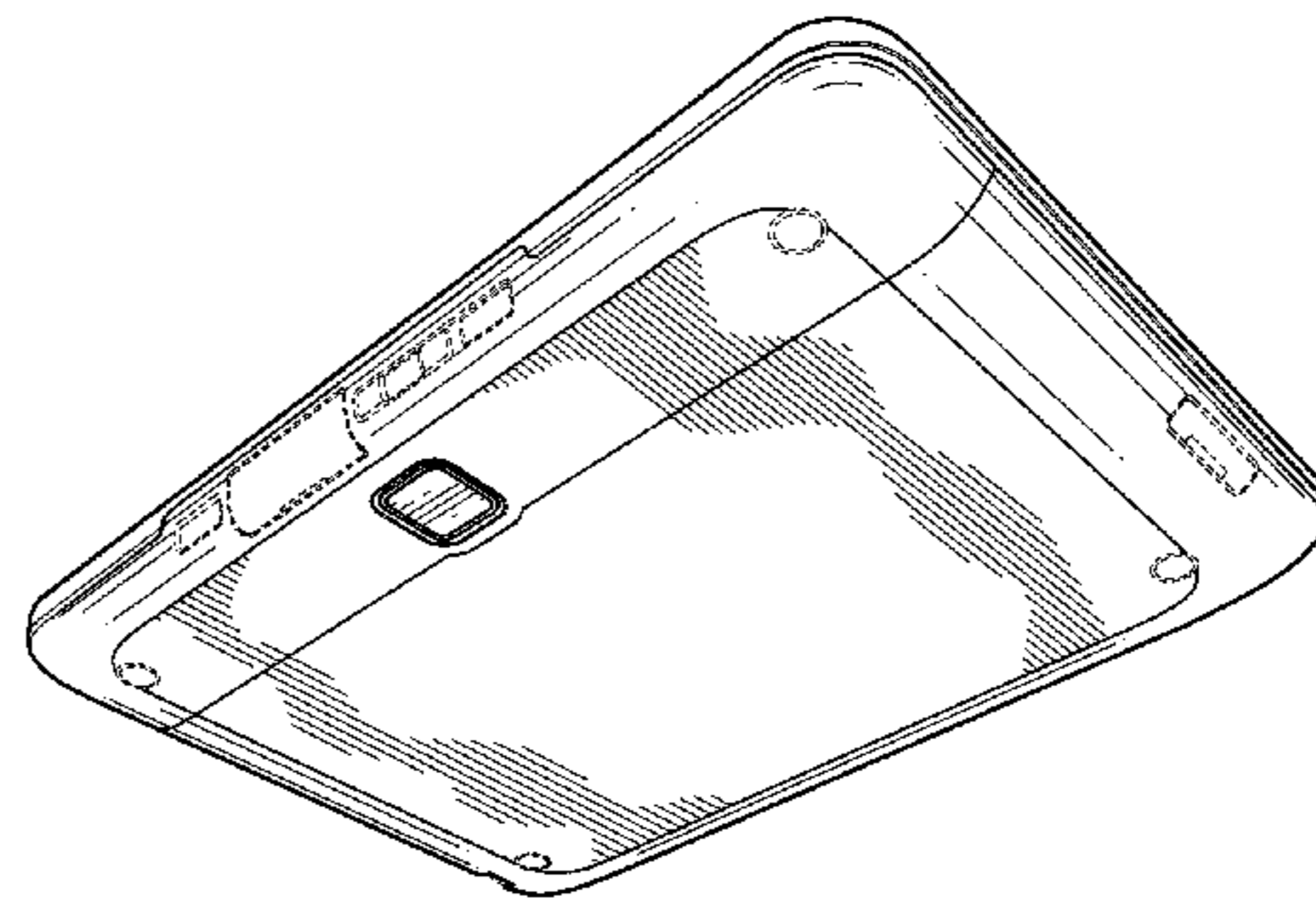
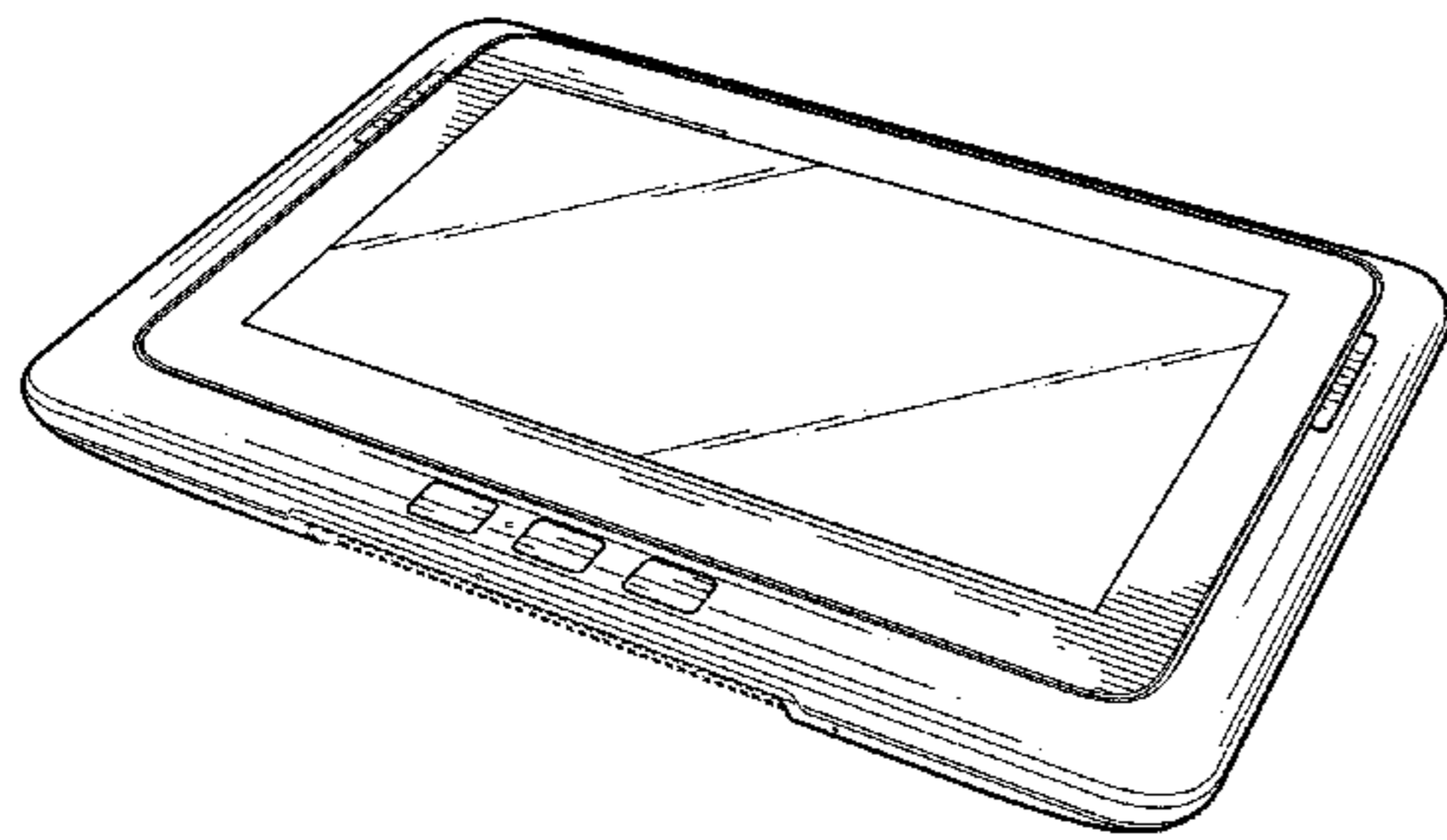
FIG. 6 is a bottom orthographic view thereof;

FIG. 7 is a left side orthographic view thereof; and,

FIG. 8 is a right side orthographic view thereof.

The broken lines in the drawings illustrate unclaimed portions of the tablet computer and form no part of the claimed design.

1 Claim, 4 Drawing Sheets



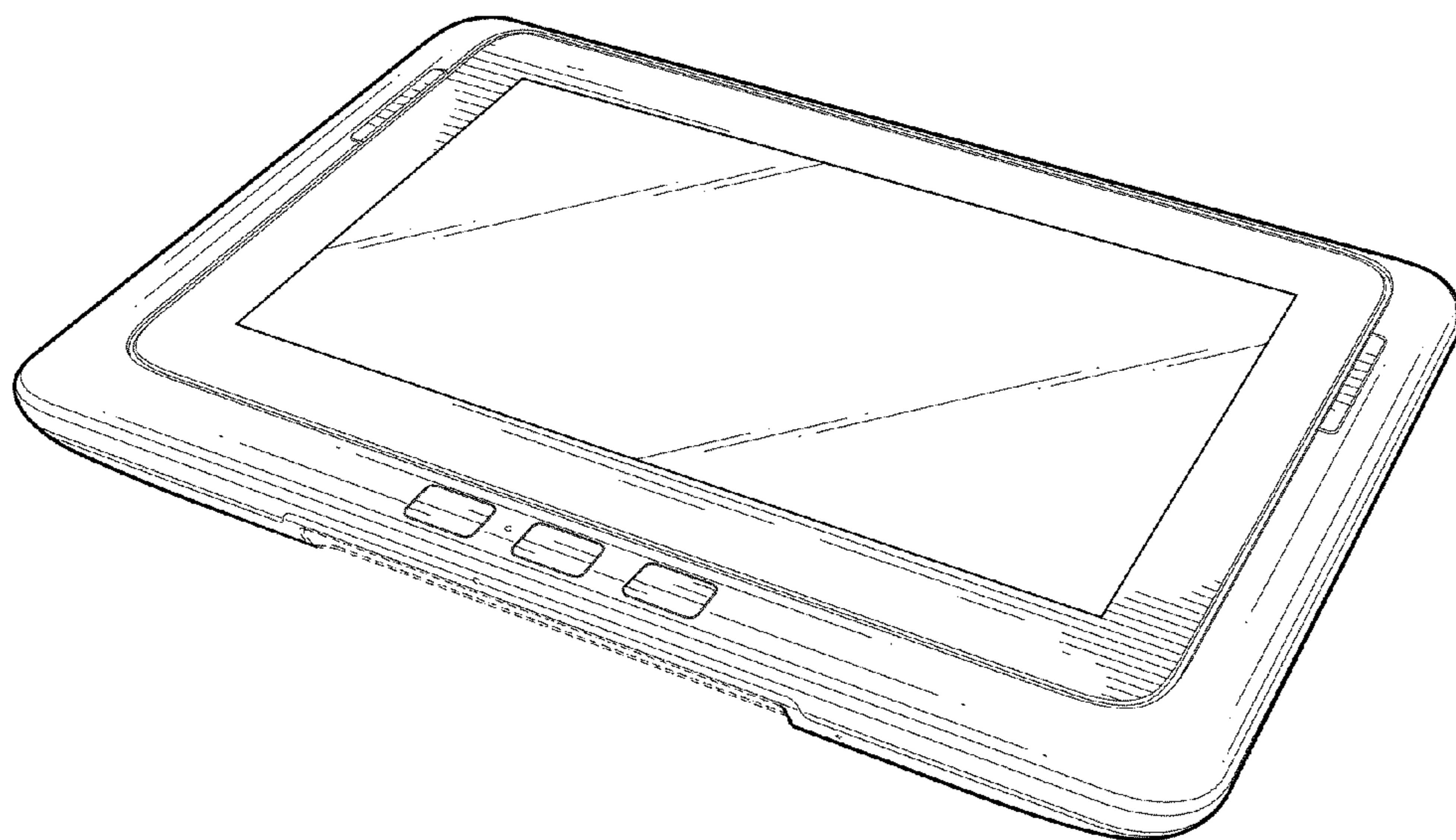


FIG. 1




FIG. 2

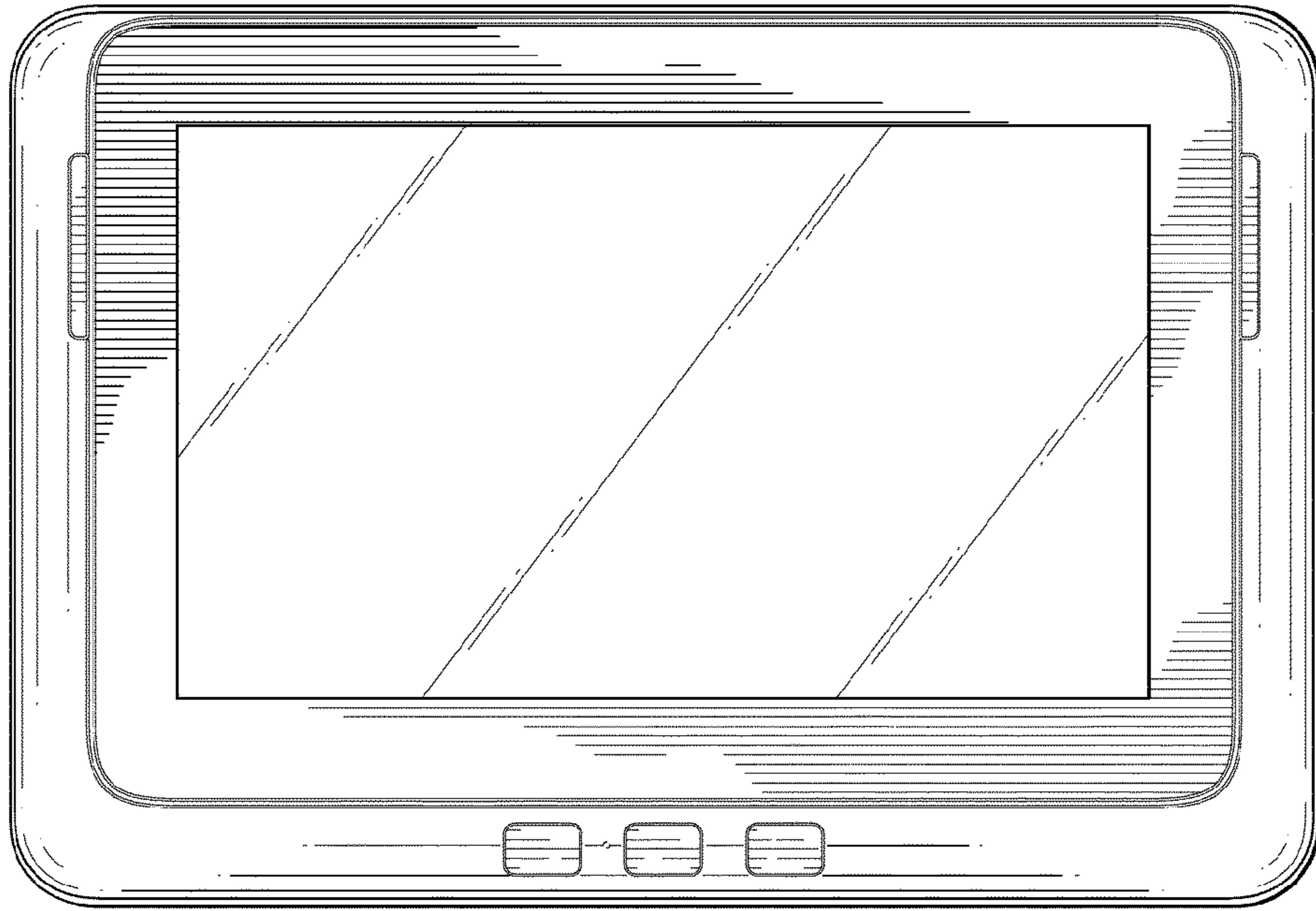


FIG. 3

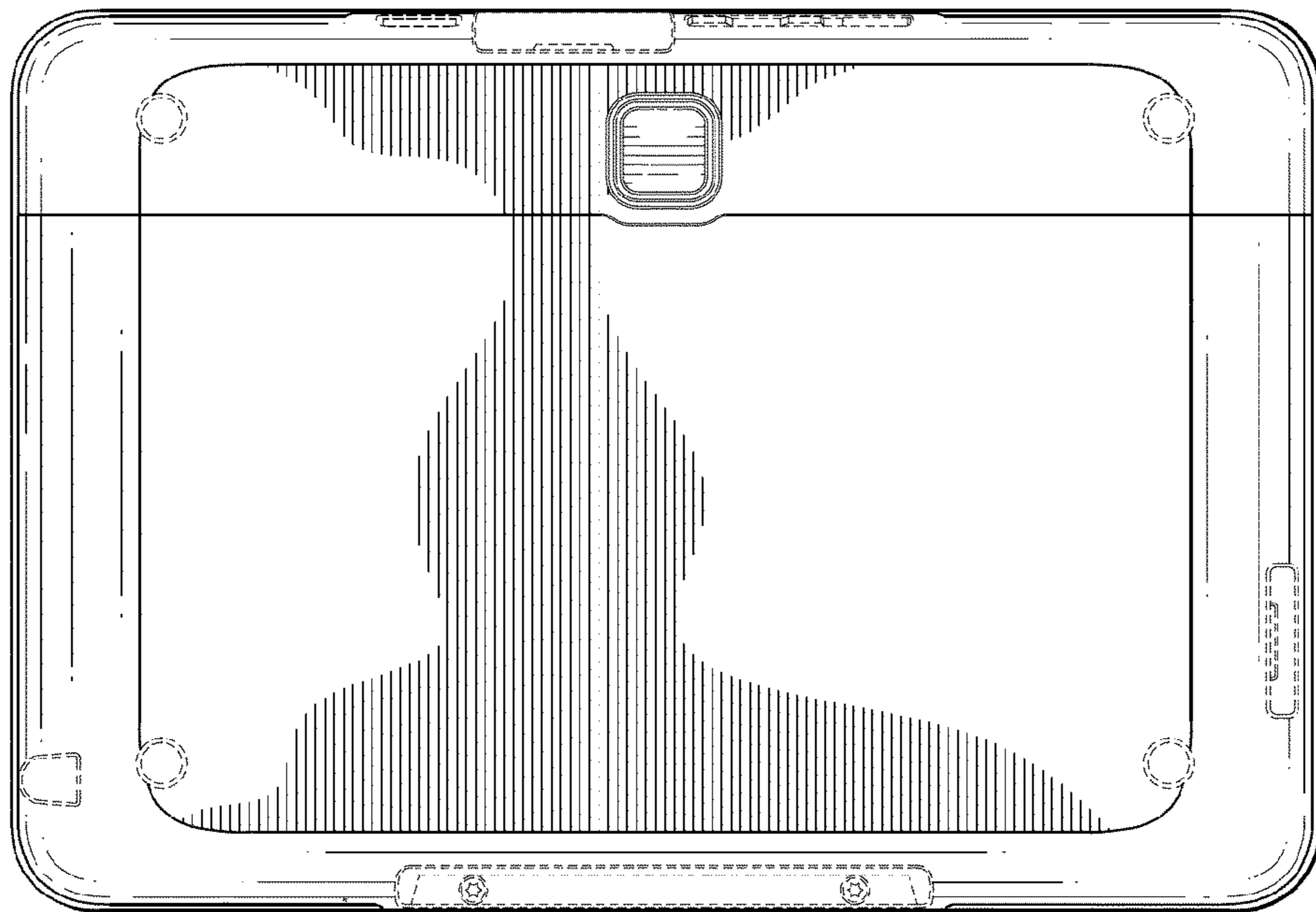


FIG. 4



FIG. 5




FIG. 6

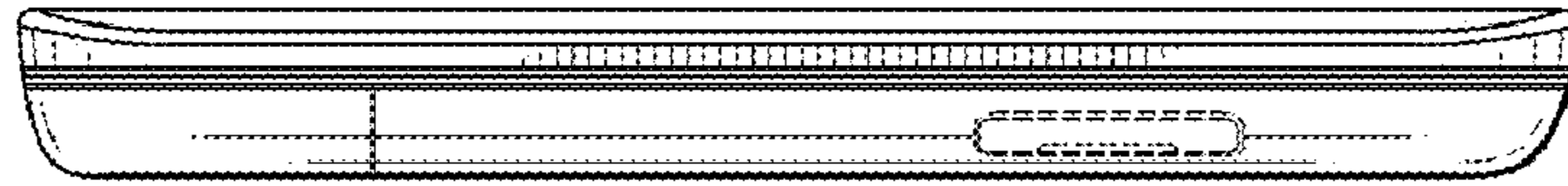


FIG. 7

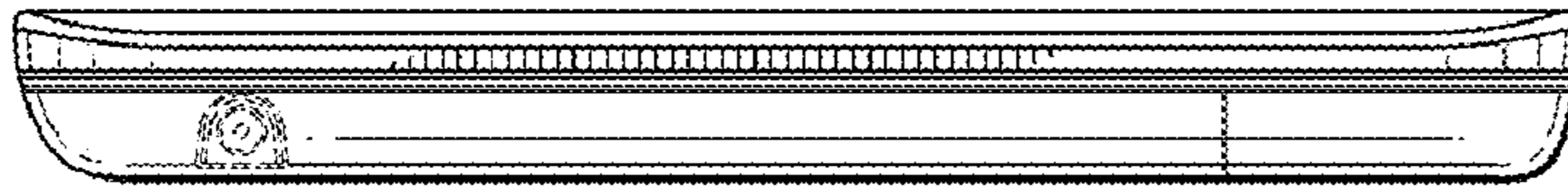


FIG. 8