



US00D644980S

(12) **United States Design Patent**
Nash et al.

(10) **Patent No.:** **US D644,980 S**

(45) **Date of Patent:** **** Sep. 13, 2011**

- (54) **BOAT TRAILER FENDER COVER**
- (76) Inventors: **Dennis C. Nash**, Conway, AR (US);
Holly B. Nash, Conway, AR (US)
- (**) Term: **14 Years**
- (21) Appl. No.: **29/389,474**
- (22) Filed: **Apr. 12, 2011**
- (51) **LOC (9) Cl.** **12-16**
- (52) **U.S. Cl.** **D12/401**
- (58) **Field of Classification Search** D6/610,
D6/611, 445, 490, 596, 601, 602, 603, 615,
D6/617, 621; D7/306, 307; D12/401-405;
135/87, 88.01, 95; 150/165-167, 158, 154;
280/770; 296/136.01, 136.1, 136.11;
297/218-218.5, 219.1-229
See application file for complete search history.

- D371,106 S * 6/1996 Taylor et al. D12/402
- D391,219 S * 2/1998 Voorhees D12/402
- D504,863 S * 5/2005 Edwards D12/401
- 7,204,280 B2 * 4/2007 Allen 150/166
- D619,939 S * 7/2010 Olsen D12/133

* cited by examiner

Primary Examiner — Caron D Veynar

Assistant Examiner — Katrina Kile

(74) *Attorney, Agent, or Firm* — QuickPatents, Inc.; Kevin Prince

(57) **CLAIM**

The ornamental design for a boat trailer fender cover, as shown and described.

DESCRIPTION

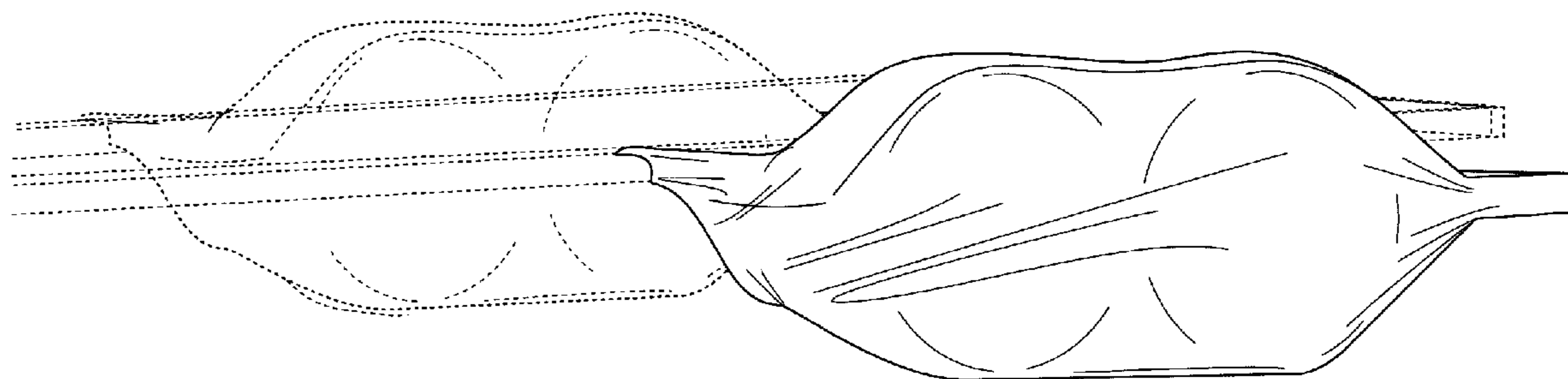
FIG. 1 is a perspective view of a boat trailer fender cover, showing the new design;
 FIG. 2 is a front elevational view thereof;
 FIG. 3 is a rear elevational view thereof;
 FIG. 4 is a right-side elevational view thereof;
 FIG. 5 is a left-side elevational view thereof;
 FIG. 6 is a top plan view thereof; and,
 FIG. 7 is a bottom plan view thereof.
 The broken lines showing a boat trailer in FIG. 1 illustrate environmental matter while the invention is in use, and form no part of the claimed design.

(56) **References Cited**

U.S. PATENT DOCUMENTS

2,666,840	A *	1/1954	Poirier	219/528
3,968,913	A *	7/1976	Weed et al.	224/488
4,274,077	A *	6/1981	Feiger	340/426.34
D268,546	S *	4/1983	Edery	D12/402
4,715,646	A *	12/1987	Goffi et al.	296/136.1
D294,241	S *	2/1988	Dopkowski	D12/402
4,944,340	A *	7/1990	Tortorich	150/167
4,976,389	A *	12/1990	McLellan et al.	224/328

1 Claim, 4 Drawing Sheets



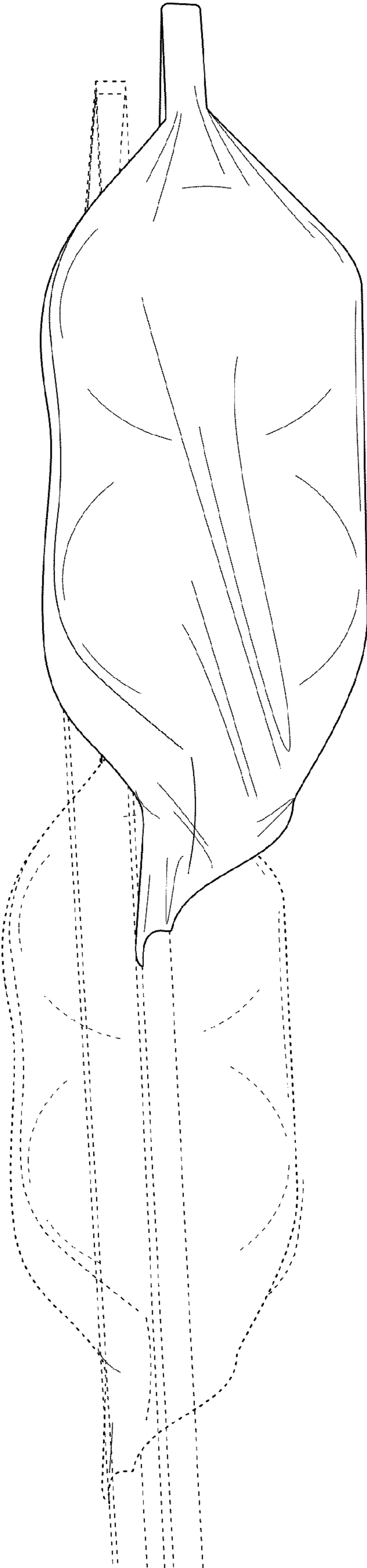


FIG. 1

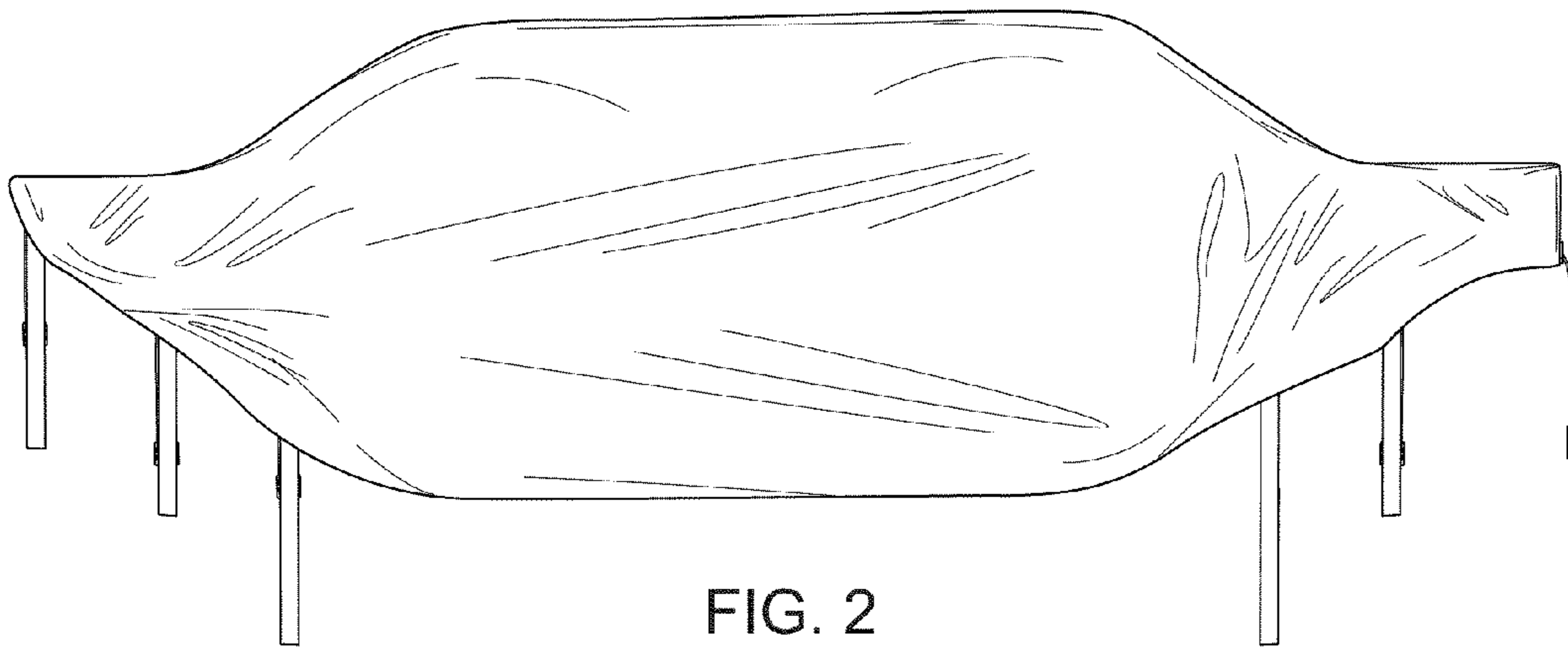


FIG. 2




FIG. 3

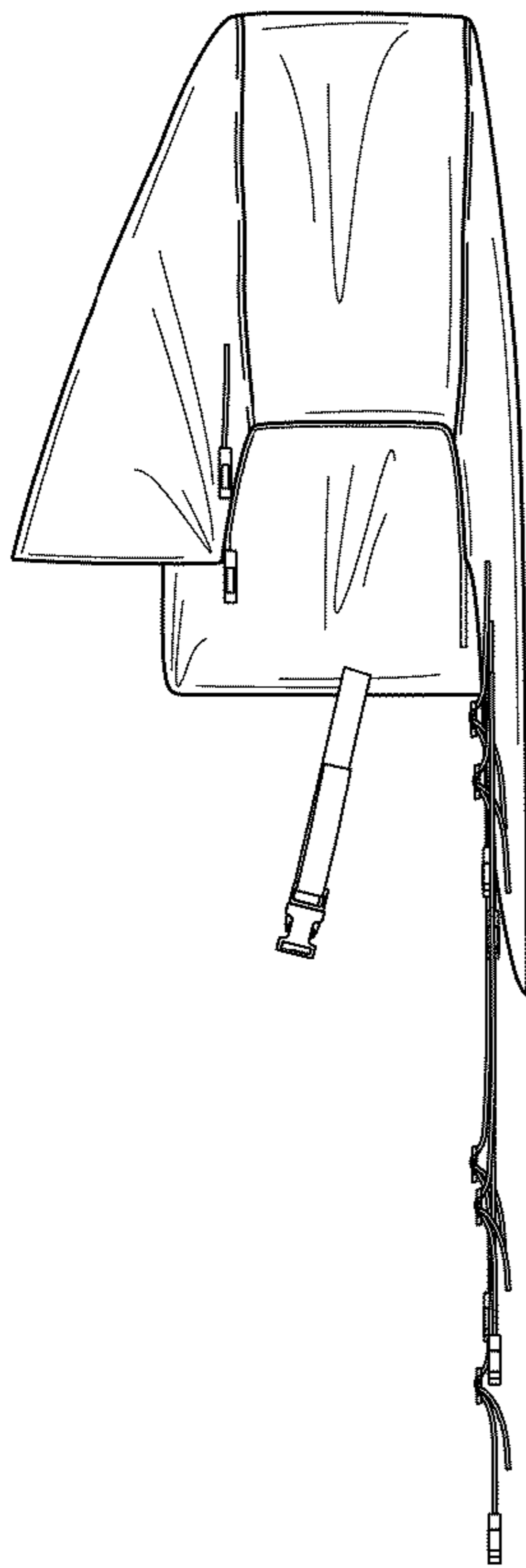


FIG. 4

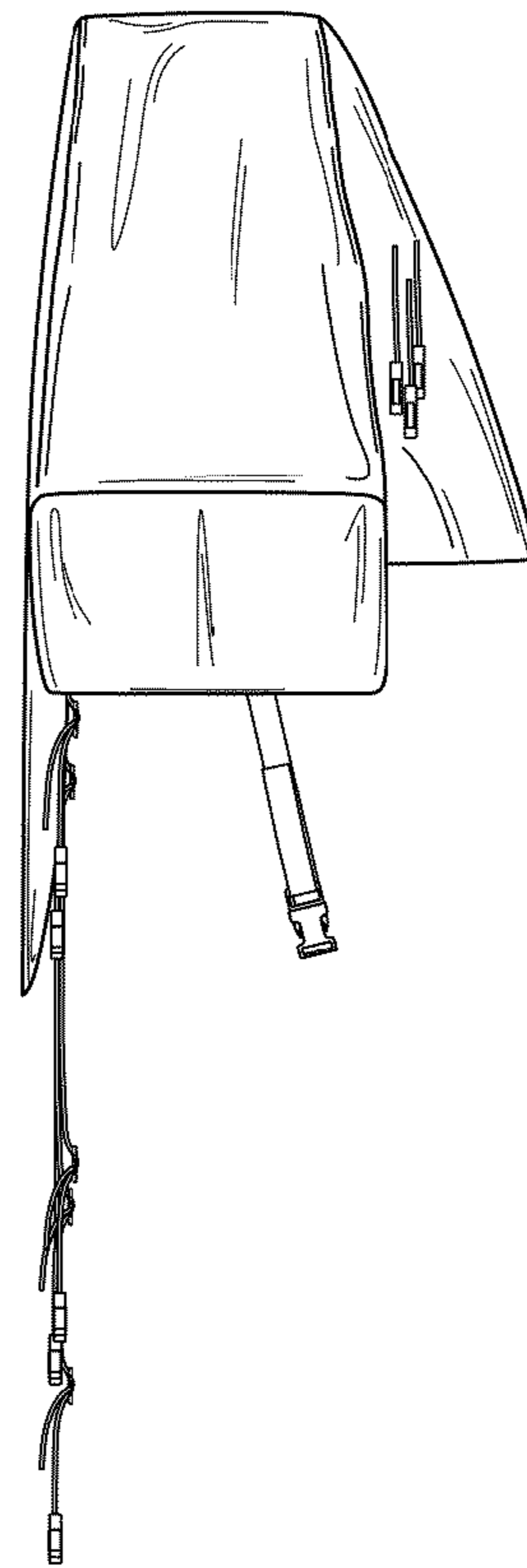


FIG. 5

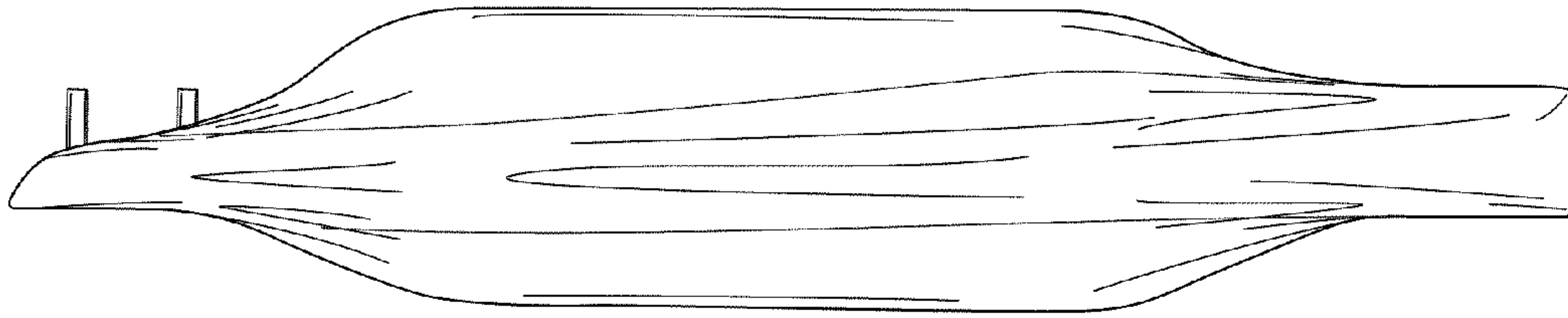


FIG. 6

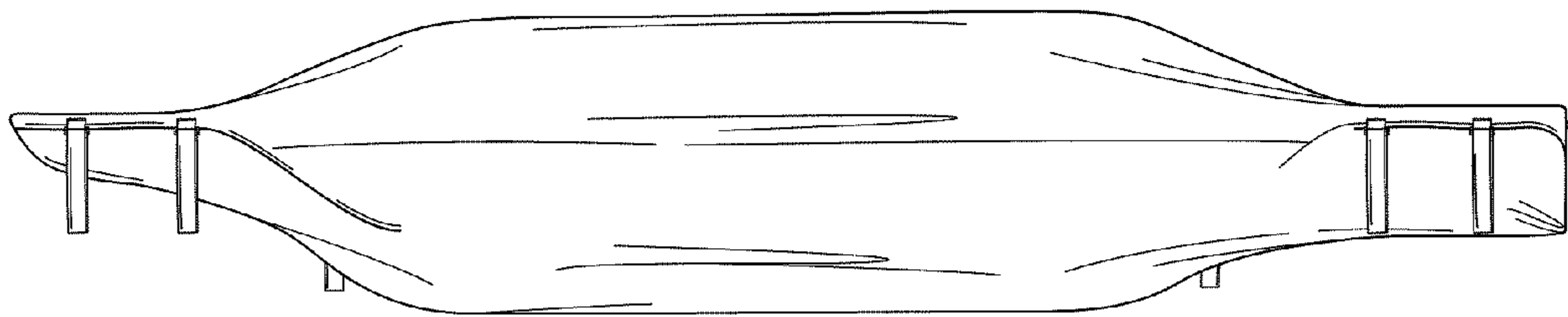


FIG. 7