



US00D644959S

(12) **United States Design Patent**
Kishi et al.

(10) **Patent No.:** **US D644,959 S**

(45) **Date of Patent:** **** Sep. 13, 2011**

(54) **TRACK RAIL**

(75) Inventors: **Hiroyuki Kishi**, Tokyo (JP); **Shinya Mori**, Tokyo (JP)

(73) Assignee: **THK Co., Ltd.**, Tokyo (JP)

(**) Term: **14 Years**

(21) Appl. No.: **29/386,096**

(22) Filed: **Feb. 24, 2011**

Related U.S. Application Data

(62) Division of application No. 29/318,933, filed on May 30, 2008.

(30) **Foreign Application Priority Data**

Nov. 30, 2007 (JP) D2007-032898
Nov. 30, 2007 (JP) D2007-032899
Nov. 30, 2007 (JP) D2007-032900
Nov. 30, 2007 (JP) D2007-032901
Nov. 30, 2007 (JP) D2007-032902

(51) **LOC (9) Cl.** **12-03**

(52) **U.S. Cl.** **D12/50**

(58) **Field of Classification Search** D12/49,
D12/50; 238/122, 123, 319; 384/45, 15
See application file for complete search history.

(56) **References Cited**

U.S. PATENT DOCUMENTS

D27,217 S 6/1897 Heinle
D29,683 S 11/1898 West
D32,406 S 3/1900 Hazard
D33,474 S 10/1900 Kofske
749,183 A 1/1904 Guynan
4,828,402 A * 5/1989 Osawa 384/15
5,308,167 A * 5/1994 Tsukada 384/45

5,308,168 A * 5/1994 Yamaguchi et al. 384/45
5,501,528 A 3/1996 Agari et al.
5,622,433 A 4/1997 Suzuki et al.
5,871,283 A * 2/1999 Isobe et al. 384/15
6,012,846 A * 1/2000 Lambertz et al. 384/15
6,019,513 A * 2/2000 Tsukada et al. 384/15
6,513,976 B2 * 2/2003 Maiss et al. 384/15
6,729,759 B2 5/2004 Shirai et al.
7,048,443 B2 * 5/2006 Tsukada et al. 384/15
7,229,213 B2 * 6/2007 Yamaguchi et al. 384/45
7,293,916 B2 * 11/2007 Hotz 384/45
2003/0059134 A1 * 3/2003 Mochizuki et al. 384/15
2007/0041671 A1 2/2007 Michioka et al.
2007/0269148 A1 11/2007 Michioka et al.
2008/0083123 A1 * 4/2008 Hayashi et al. 33/1 M
2008/0089622 A1 * 4/2008 Haub 384/15
2008/0159669 A1 * 7/2008 Chen et al. 384/15
2008/0260306 A1 * 10/2008 Kuwabara 384/15
2008/0292226 A1 * 11/2008 Chen et al. 384/15
2009/0257692 A1 * 10/2009 Sattler 384/24
2009/0290818 A1 * 11/2009 Chen 384/15

* cited by examiner

Primary Examiner — T. Chase Nelson

Assistant Examiner — Ania Dworzecka

(74) *Attorney, Agent, or Firm* — Young & Thompson

(57) **CLAIM**

The ornamental design for a track rail, as shown and described.

DESCRIPTION

FIG. 1 is an end elevational view of a track rail showing our new design;

FIG. 2 is a top plan view thereof;

FIG. 3 is a bottom plan view thereof;

FIG. 4 is a side elevational view thereof, the side opposite that shown in FIG. 4 being identical thereto;

FIG. 5 is an enlarged end elevational view; and,

FIG. 6 is a top, side and end perspective view thereof.

1 Claim, 3 Drawing Sheets




FIG. 1



FIG. 2




FIG.3




FIG.4




FIG.5




FIG.6

