



US00D644950S

(12) **United States Design Patent**  
**Cooper**

(10) **Patent No.:** **US D644,950 S**

(45) **Date of Patent:** **\*\* Sep. 13, 2011**

(54) **TIMEPIECE FOB**

(76) Inventor: **Martin R. Cooper**, Cincinnati, OH (US)

(\*\*) Term: **14 Years**

(21) Appl. No.: **29/391,342**

(22) Filed: **May 6, 2011**

(51) **LOC (9) Cl.** ..... **10-07**

(52) **U.S. Cl.** ..... **D10/128**

(58) **Field of Classification Search** ..... D10/128,  
D10/31, 32, 37; D3/215, 207, 208; 224/269,  
224/903; D20/20, 22

See application file for complete search history.

(56) **References Cited**

**U.S. PATENT DOCUMENTS**

53,554	A *	4/1866	Badgley	368/286
512,559	A *	1/1894	Lee	368/286
843,050	A *	2/1907	Wallerstedt	224/236
873,431	A *	12/1907	Heine	224/236
D43,216	S *	11/1912	Fletcher	D20/22
1,077,025	A *	10/1913	Whitehead	63/18
1,247,754	A *	11/1917	Wachter	368/291
1,260,539	A *	3/1918	Hertz	368/278
1,278,866	A *	9/1918	Thompson	224/199
1,302,066	A *	4/1919	Mansfield	224/249
1,564,881	A *	12/1925	Montgomery	224/170
1,657,559	A *	1/1928	Taylor	368/288
2,411,446	A *	11/1946	Mars	224/180
D154,210	S *	6/1949	Okun	D3/208
D162,179	S *	2/1951	Keller	D10/128
D166,160	S *	3/1952	Grun	D10/128
2,924,364	A *	2/1960	Raguse	224/197
D202,642	S *	10/1965	Frost	D10/128
3,552,117	A *	1/1971	Parris	368/277
D236,557	S *	8/1975	Rubin	D3/207
D253,676	S *	12/1979	Mathieson	D3/207
D320,945	S *	10/1991	Hiles	D10/31
D355,375	S *	2/1995	Bandy, II	D10/32
5,540,367	A *	7/1996	Kauker	224/269
D378,630	S *	4/1997	Carman	D3/207

D382,817	S *	8/1997	Ahmadi	D10/30
D402,104	S *	12/1998	Kauker et al.	D3/215
6,234,668	B1 *	5/2001	Cooper	368/281
D445,039	S *	7/2001	Finkay	D10/31
D446,145	S *	8/2001	Tu	D10/128
D448,653	S *	10/2001	Kauker	D8/367
D455,355	S *	4/2002	Chan	D10/31
D474,980	S *	5/2003	Finkay	D10/31
D478,011	S *	8/2003	Cooper	D10/31
D494,071	S *	8/2004	Falkenstein et al.	D10/39
D535,897	S *	1/2007	Leung	D10/40
7,175,340	B1 *	2/2007	Kinney	368/282
D562,702	S *	2/2008	Bhavnani et al.	D10/2
D571,673	S *	6/2008	Cooper	D10/37
D588,939	S *	3/2009	Falkenstein	D10/31

\* cited by examiner

*Primary Examiner* — Lucy Lieberman

(74) *Attorney, Agent, or Firm* — Ulmer & Berne LLP

(57) **CLAIM**

The ornamental design for a timepiece fob, as shown and described.

**DESCRIPTION**

FIG. 1 is a perspective view of an embodiment of a timepiece fob attached to a phantom outline depicting a strap for illustrative purposes;

FIG. 2 is a perspective view of the timepiece fob of FIG. 1 not attached to a phantom outline depicting a strap;

FIG. 3 is a front elevation view of the timepiece fob of FIG. 2;

FIG. 4 is a left side elevation view of the timepiece fob of FIG. 2, the right side elevation view being identical thereto;

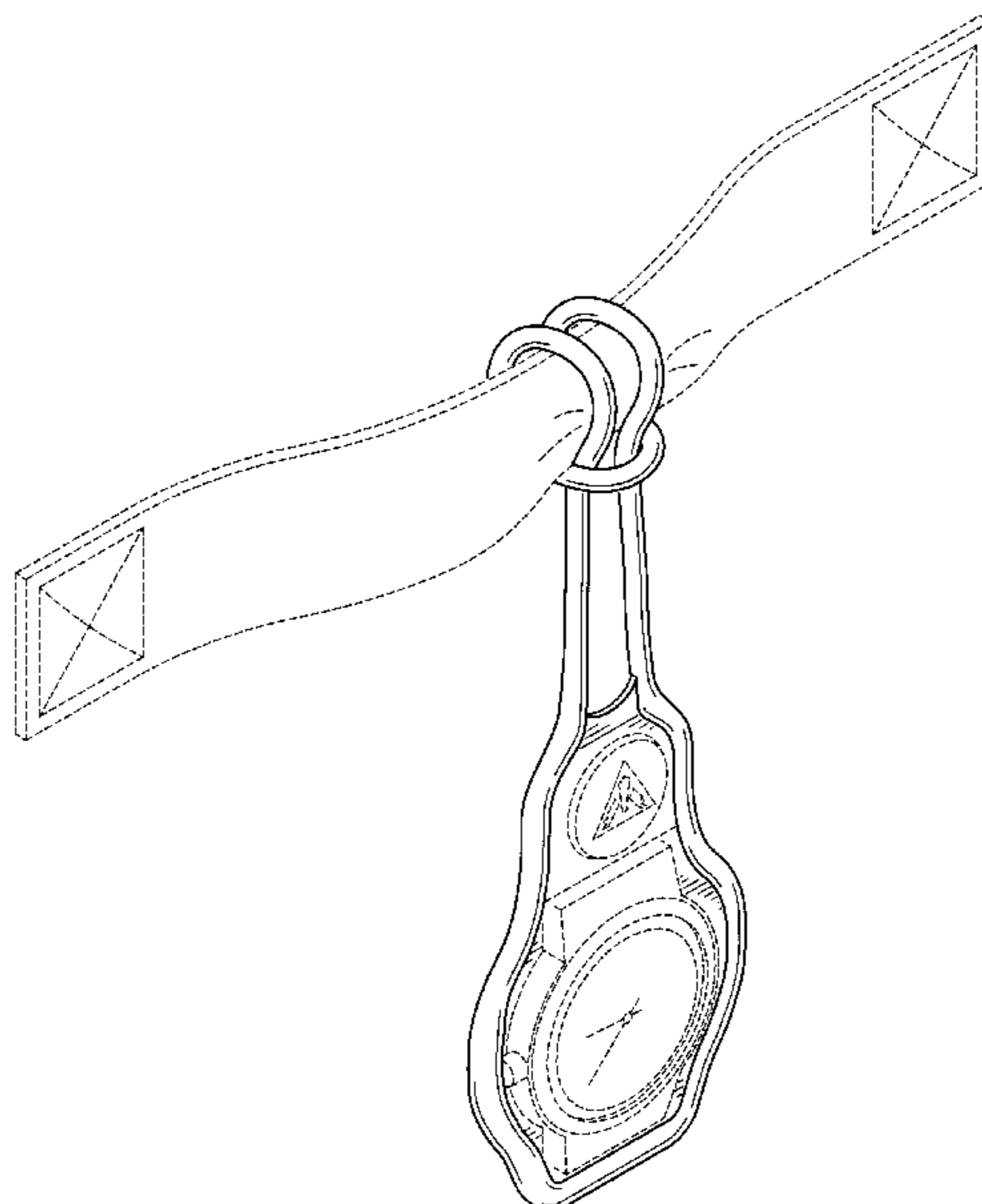
FIG. 5 is a rear elevation view of the timepiece fob of FIG. 2;

FIG. 6 is a top plan view of the timepiece fob of FIG. 2; and,

FIG. 7 is a bottom plan view of the timepiece fob of FIG. 2.

The phantom lines and areas shown in the figures are for illustrative purposes only and form no part of the claimed design.

**1 Claim, 4 Drawing Sheets**



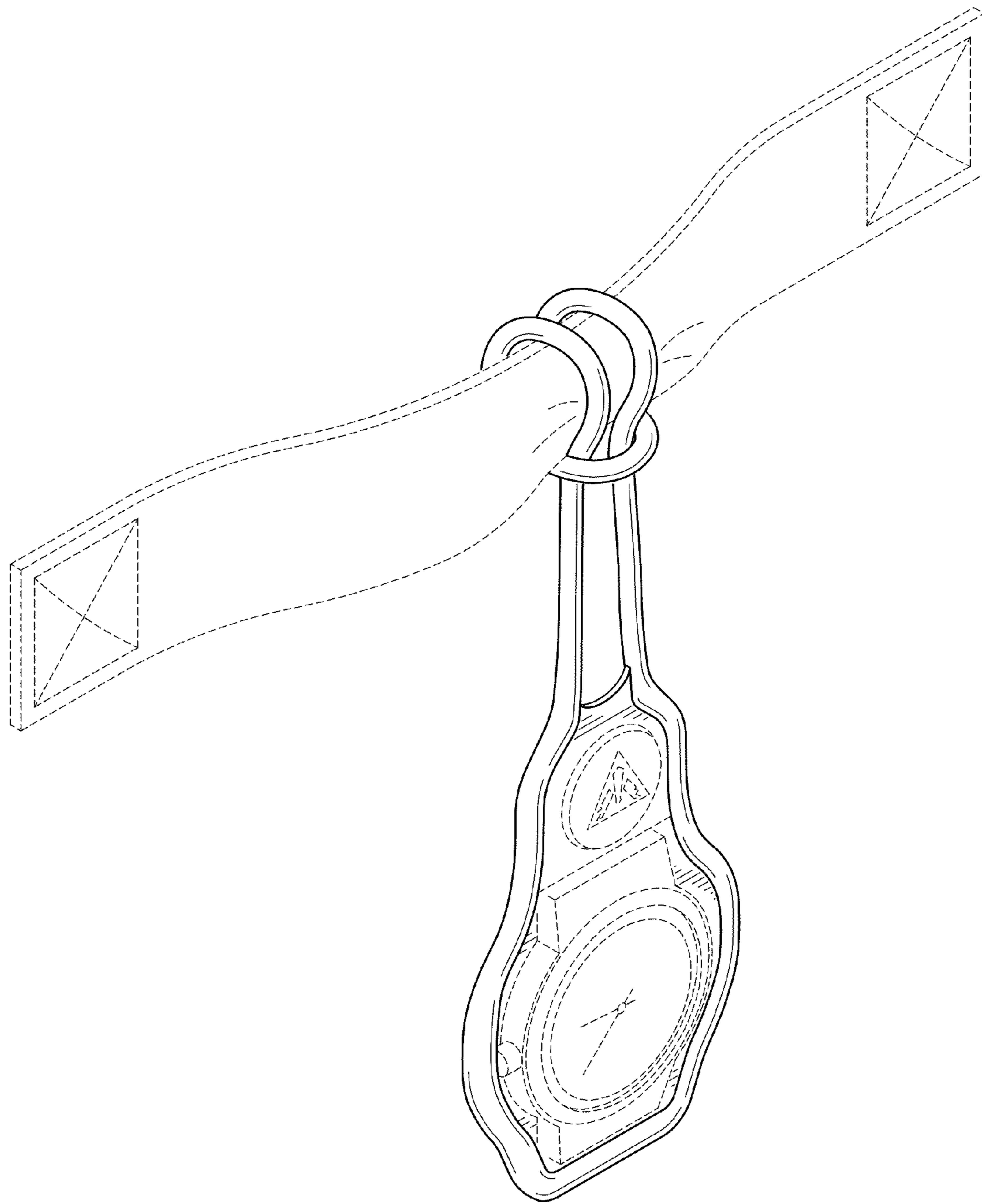


FIG. 1

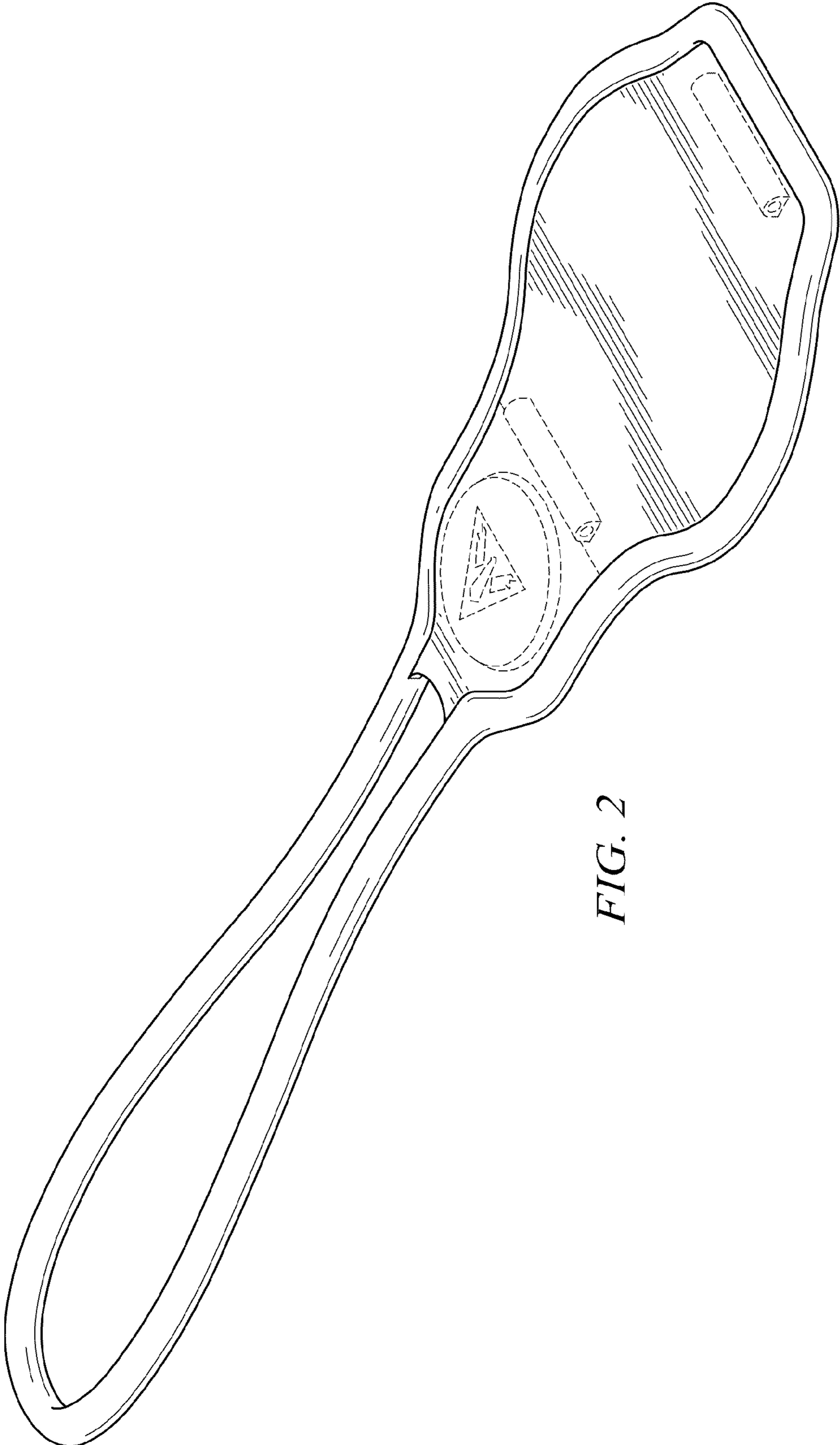
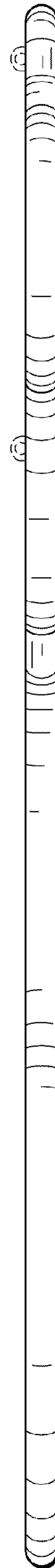
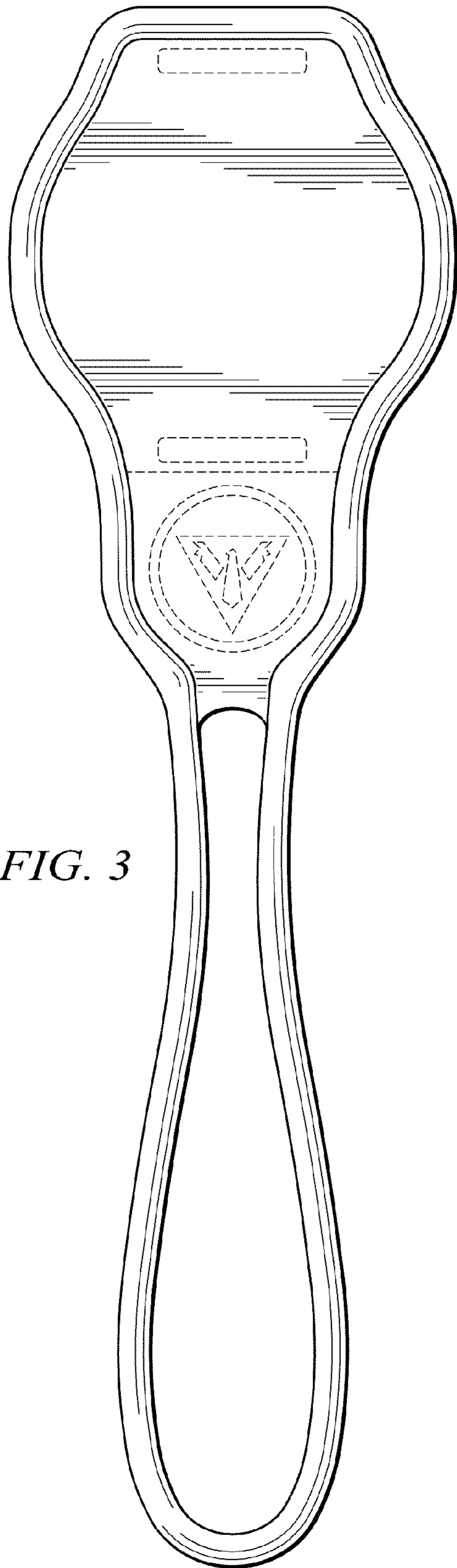


FIG. 2



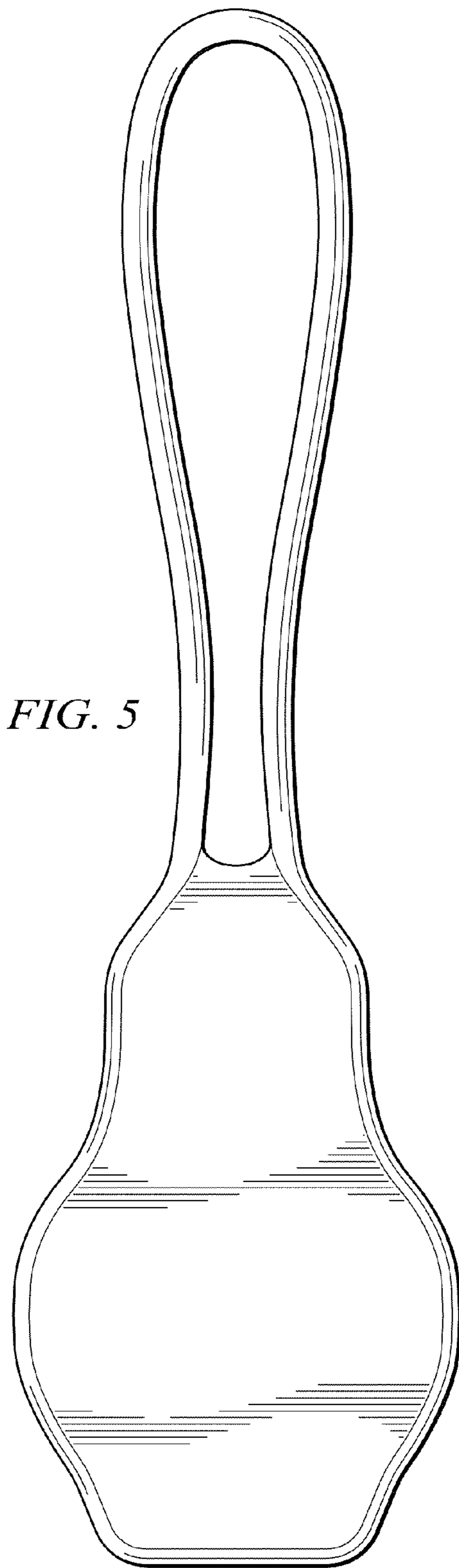


FIG. 6

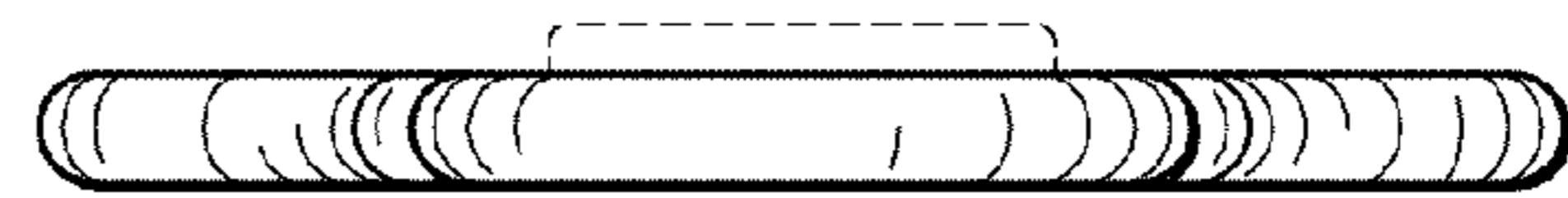


FIG. 7