



US00D644926S

(12) **United States Design Patent**
Davis et al.

(10) **Patent No.:** **US D644,926 S**

(45) **Date of Patent:** **** Sep. 13, 2011**

(54) **DISPENSER HOUSING**

(75) Inventors: **Brian T. Davis**, Burlington, WI (US);
Donald J. Schumacher, Racine, WI
(US); **Gregory E. Healey**, Nyack, NY
(US); **Bradley H. Price**, Brooklyn, NY
(US); **Eric Ping Pang Chan**, New York,
NY (US); **Shigeru G. Natsume**,
Brooklyn, NY (US)

(73) Assignee: **S.C. Johnson & Son, Inc.**, Racine, WI
(US)

(**) Term: **14 Years**

(21) Appl. No.: **29/364,651**

(22) Filed: **Jun. 25, 2010**

(51) **LOC (9) Cl.** **09-07**

(52) **U.S. Cl.** **D9/448**

(58) **Field of Classification Search** D9/682-694,
D9/516-575, 435-454; D23/361, 366, 368;
222/129, 135, 153.01, 153.03, 153.04, 153.09,
222/153.11-153.14, 182, 631, 635, 209,
222/211-213, 215, 321.7-321.9, 372, 373,
222/378, 379, 383.1, 384-386, 398, 400.7,
222/400.8, 401, 402.1-402.25; 215/379-384;
220/669-675, 915

See application file for complete search history.

(56) **References Cited**

U.S. PATENT DOCUMENTS

D183,491 S *	9/1958	Lerner	D28/7
3,497,110 A	2/1970	Bombero et al.		
D260,605 S	9/1981	Saunders		
D261,105 S	10/1981	Schwartz		
D273,766 S	5/1984	Lampe		
D310,480 S	9/1990	Geier		
D413,514 S *	9/1999	Pericard et al.	D9/448
D506,134 S *	6/2005	Foster et al.	D9/448
D536,969 S *	2/2007	Geier	D9/448

D555,000 S *	11/2007	Bunce et al.	D9/529
D569,182 S *	5/2008	Homma	D7/510
D575,153 S *	8/2008	Caroen et al.	D9/448
D580,274 S *	11/2008	Abel	D9/689
D596,939 S *	7/2009	Moretti	D9/448
7,611,032 B2	11/2009	Brunerie et al.		
7,699,190 B2	4/2010	Hygema		
7,789,278 B2 *	9/2010	Ruiz de Gopegui et al.	. . .	222/635
2004/0011885 A1	1/2004	McLisky		

FOREIGN PATENT DOCUMENTS

DE	49904518-0001	11/1999
DE	49907982-0001	12/1999
DE	40210640-0001	8/2003
DE	40210640-0002	8/2003
DE	40210640-0003	8/2003
DE	40210640-0004	8/2003
DE	40210640-0005	8/2003
DE	40407237-0001	7/2005
DE	40501804-0001	9/2005
DE	40603540-0001	12/2006
DE	40603540-0002	12/2006
DE	40603540-0003	12/2006

(Continued)

Primary Examiner — Catherine Tuttle

(57) **CLAIM**

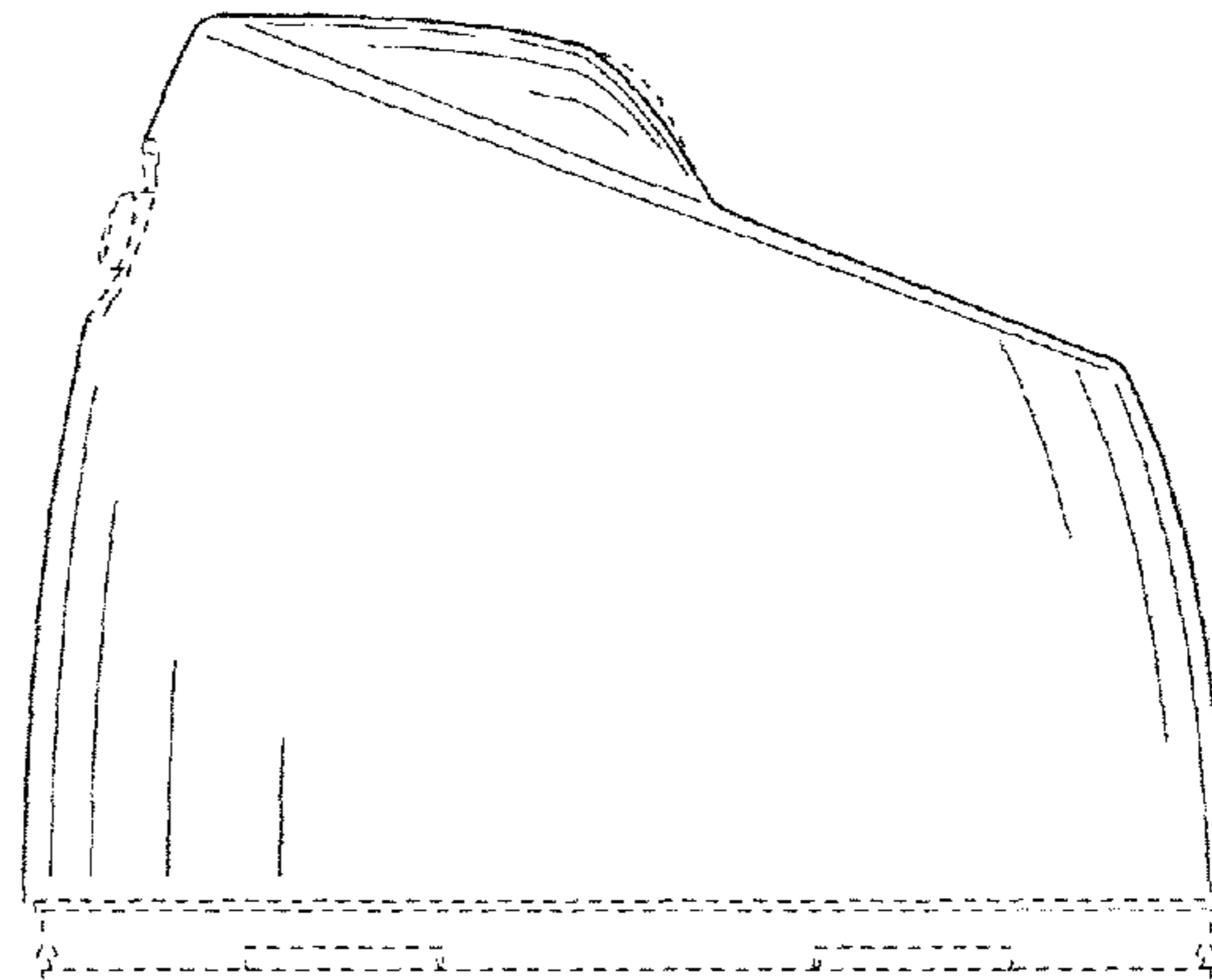
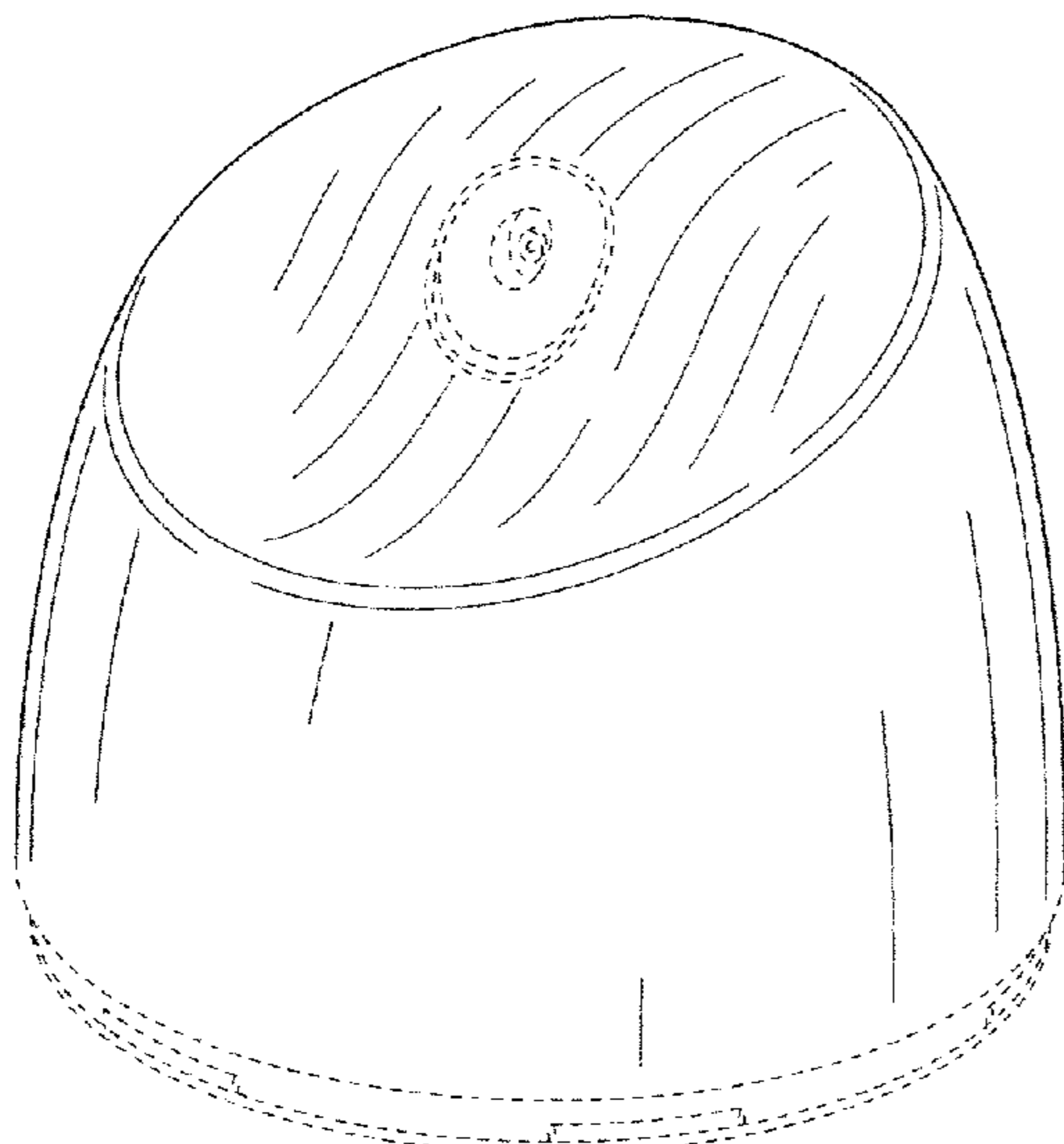
The ornamental design for a dispenser housing, as shown and described.

DESCRIPTION

FIG. 1 is an isometric view showing our new design for a dispenser housing from the front, top and left side; FIG. 2 is a rear elevation view thereof; FIG. 3 is a front elevation view thereof; FIG. 4 is a right side elevation view thereof; FIG. 5 is a left side elevation view thereof; and, FIG. 6 is a top plan view thereof.

The broken lines are included for the purpose of illustrating portions of the dispenser housing that form no part of the claimed design.

1 Claim, 3 Drawing Sheets



US D644,926 S

Page 2

FOREIGN PATENT DOCUMENTS					
			EM	000716758-0002	11/2009
DE	40603540-0004	12/2006	GB	2086810	4/2000
DE	40603540-0005	12/2006	GB	2101090	7/2002
DE	40603540-0006	12/2006	GB	3002247	7/2002
EM	000118393-0007	4/2004	GB	3000208	1/2003
EM	000263421-0001	2/2005	GB	3009543	4/2003
EM	000312301-0001	5/2005	GB	3009649	10/2003
EM	000312301-0002	5/2005	GB	3015324	12/2003
EM	000084397-0001	1/2006	GB	3024014	10/2006
EM	000560941-0001	9/2006	WO	DM/047664	7/1999
EM	000536214-0002	10/2006	WO	DM/051253	5/2000
EM	000792627-0005	2/2008	WO	DM/066461	4/2005
EM	001144661-0001	7/2009	WO	DM/070783	11/2008
EM	000716758-0001	11/2009			

* cited by examiner

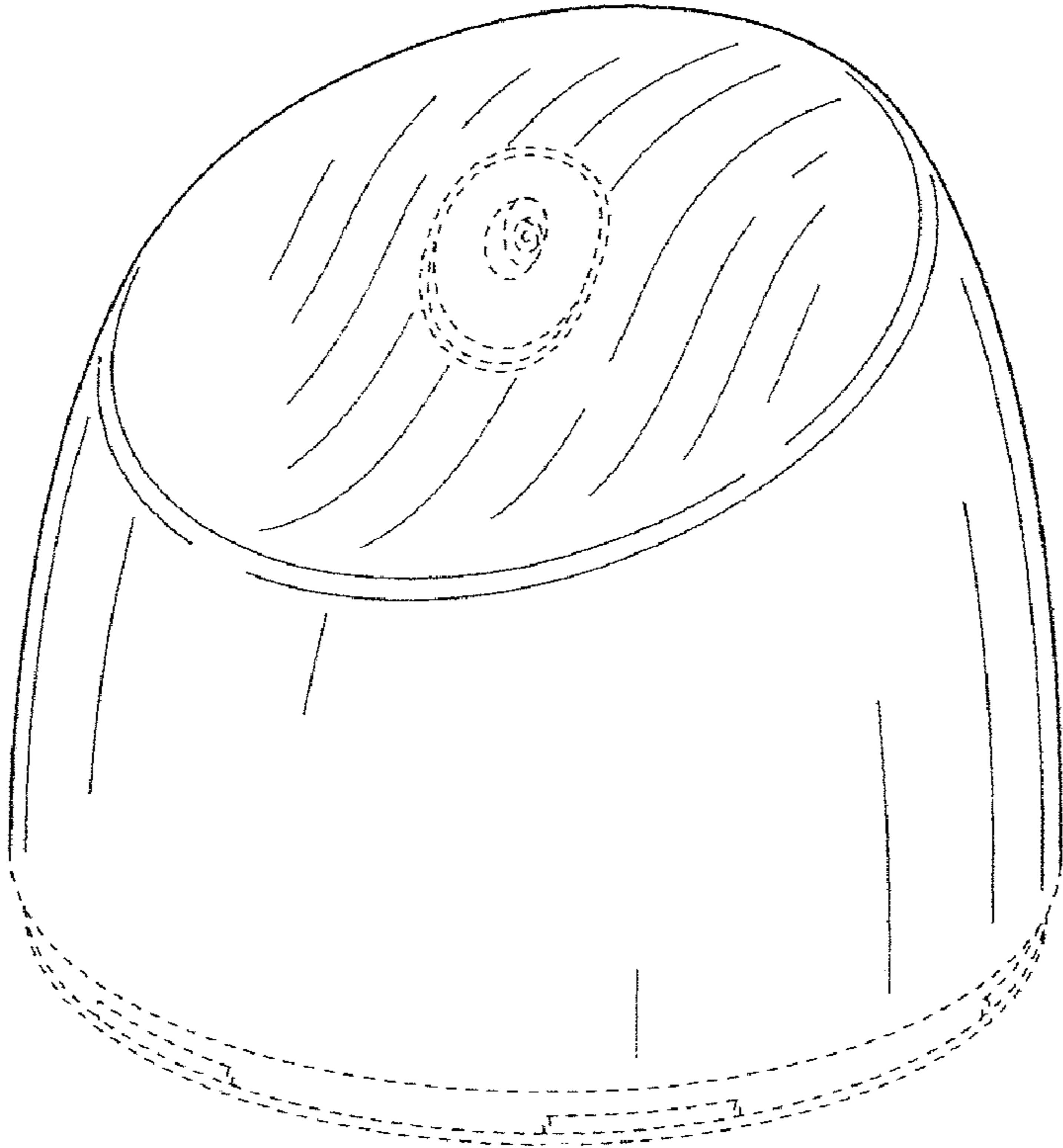


FIG. 1

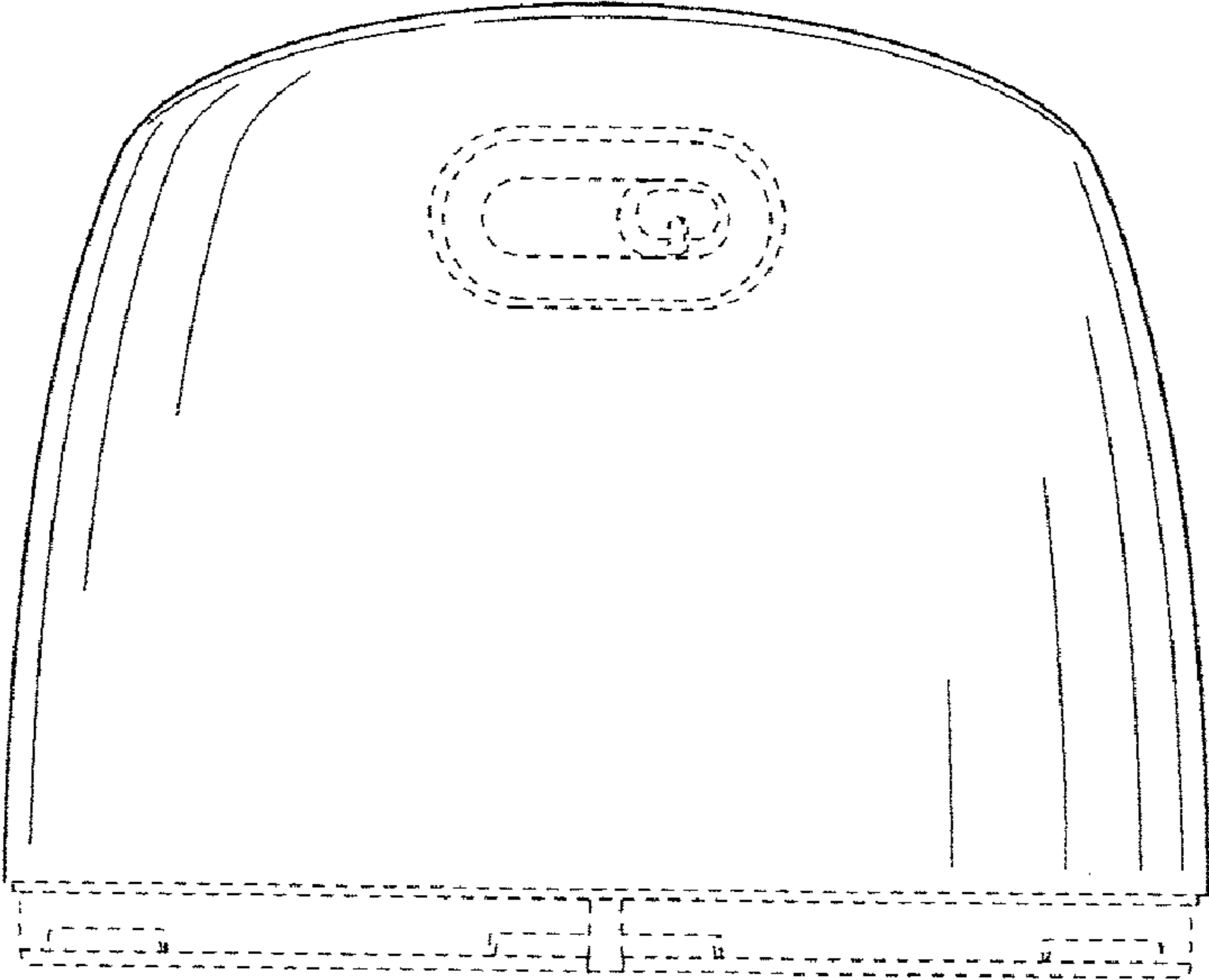


FIG. 2

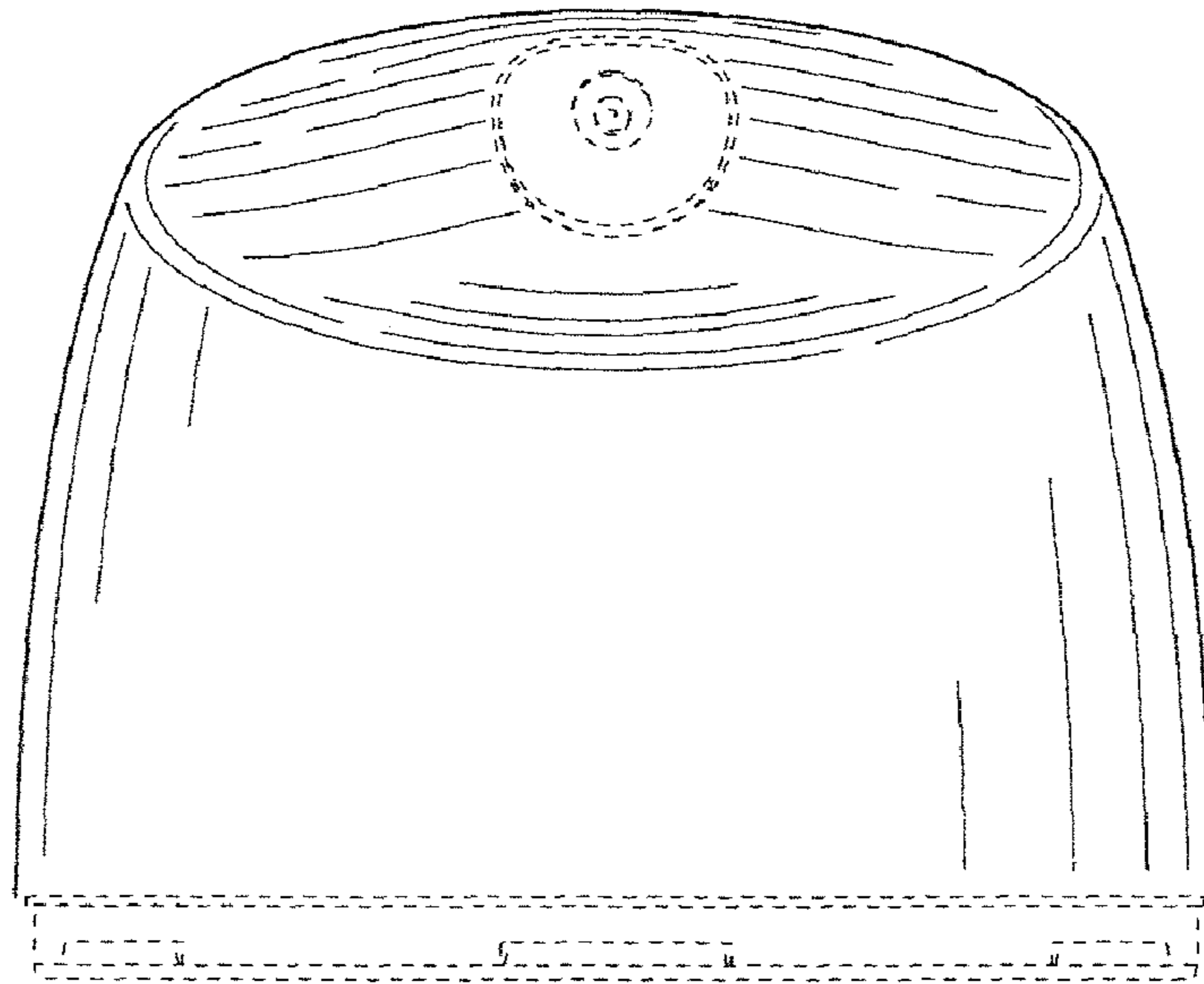


FIG. 3

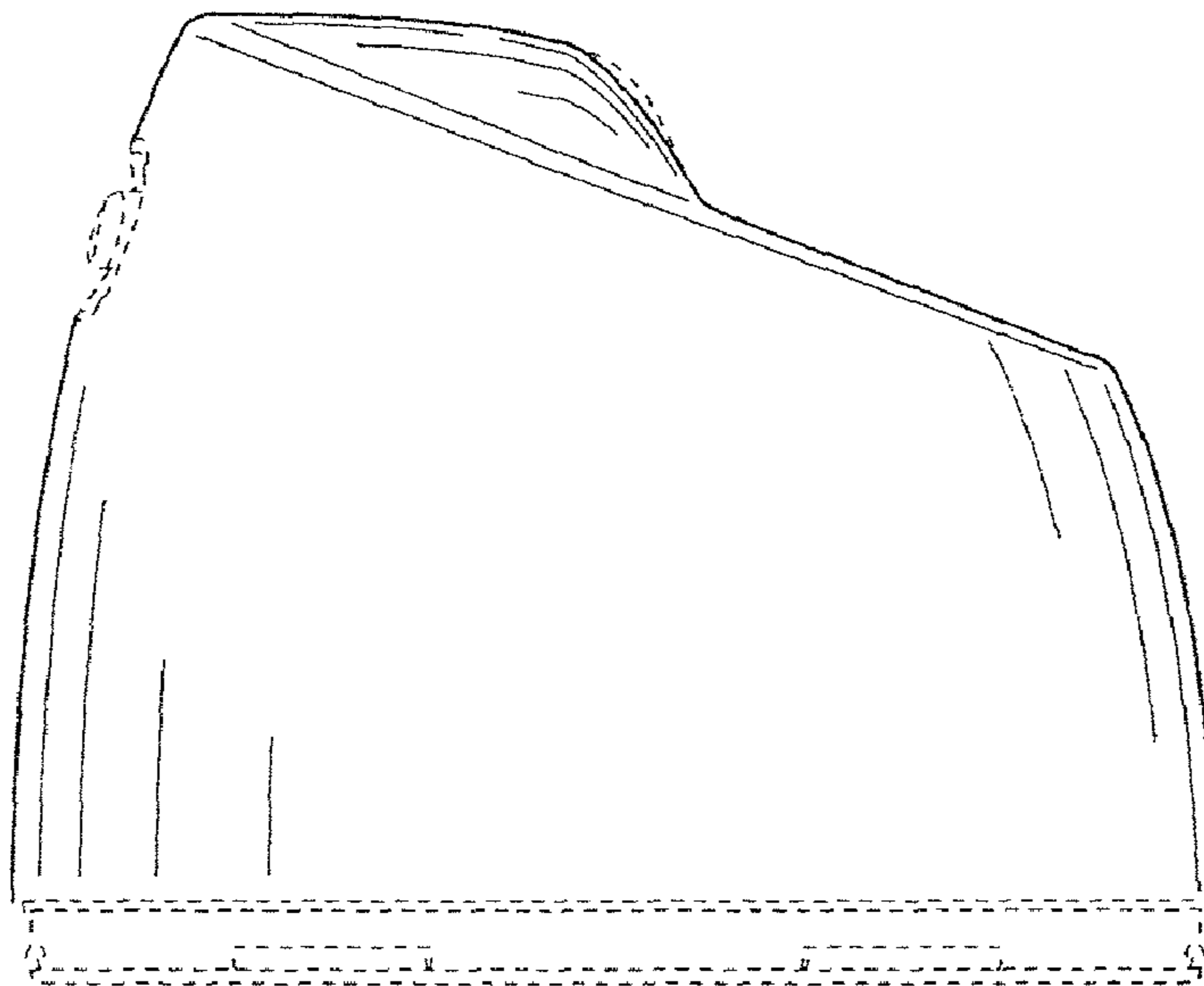


FIG. 4

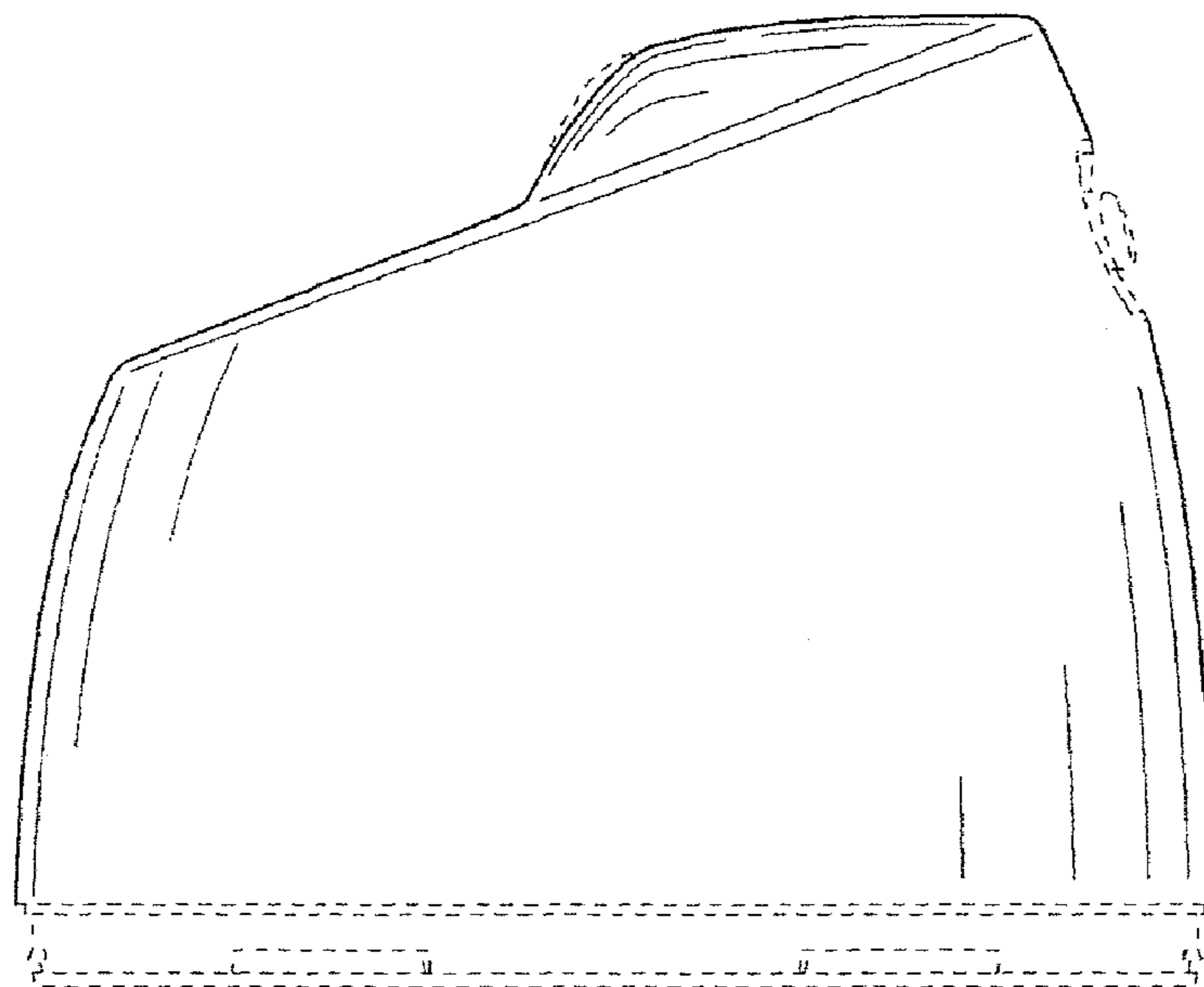


FIG. 5

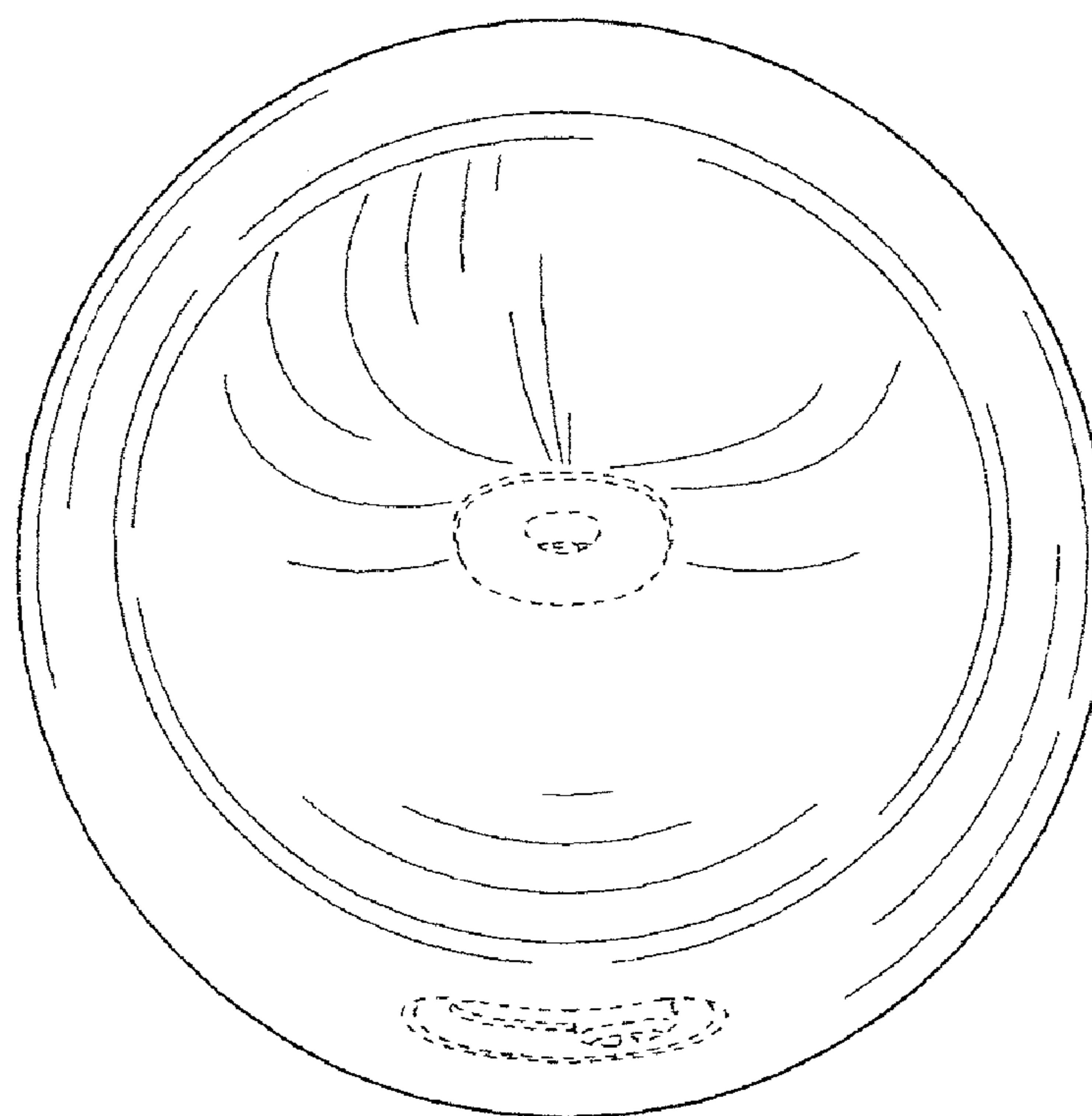


FIG. 6