



US00D644921S

(12) **United States Design Patent**
Hsu et al.

(10) **Patent No.:** **US D644,921 S**
(45) **Date of Patent:** **** Sep. 13, 2011**

(54) **LARGE WASHER**

(75) Inventors: **David Hsu**, Norco, CA (US); **Clinton Yee**, Corona, CA (US); **Henry Immanuel Hsu**, Mission Viejo, CA (US)

(73) Assignee: **Group-A Autosports, Inc.**, Norco, CA (US)

(**) Term: **14 Years**

(21) Appl. No.: **29/383,368**

(22) Filed: **Jan. 15, 2011**

(51) **LOC (9) Cl.** **08-08**

(52) **U.S. Cl.** **D8/399**

(58) **Field of Classification Search** D8/356,
D8/354, 349, 360, 399, 382; D15/5, 146-149;
D11/26, 39; D23/269; D12/501, 175, 204,
D12/207, 209; 474/8, 29, 31, 37, 39, 41,
474/47-57, 62, 69, 113, 135, 166; 254/393;
439/501; 320/111, 114; 191/12.4

See application file for complete search history.

(56) **References Cited**

U.S. PATENT DOCUMENTS

1,800,664	A *	4/1931	Schultz	474/168
3,069,919	A *	12/1962	Schultz, Jr.	474/169
5,419,666	A *	5/1995	Best	411/373
5,423,858	A *	6/1995	Bolanos et al.	606/220
D360,820	S *	8/1995	Haase	D8/356

5,711,581	A *	1/1998	Plumer	301/35.632
5,833,422	A *	11/1998	Haga et al.	411/526
D482,270	S *	11/2003	Derilo	D8/397
D484,037	S *	12/2003	Fleetwood	D8/399
6,672,593	B2 *	1/2004	Smeltzer et al.	277/578
D576,480	S *	9/2008	Vakiener et al.	D8/397
D594,735	S *	6/2009	Hofer	D8/349
D627,490	S *	11/2010	Janish et al.	D25/199

* cited by examiner

Primary Examiner — Cynthia Underwood

(74) *Attorney, Agent, or Firm* — Steven N. Fox, Esq.

(57) **CLAIM**

The ornamental design for a large washer, as shown and described.

DESCRIPTION

FIG. 1 is a perspective view of a large washer according to the present invention shown in connection with a bolt for securing a valve cover to an engine;

FIG. 2 is a perspective view of a large washer according to the present invention;

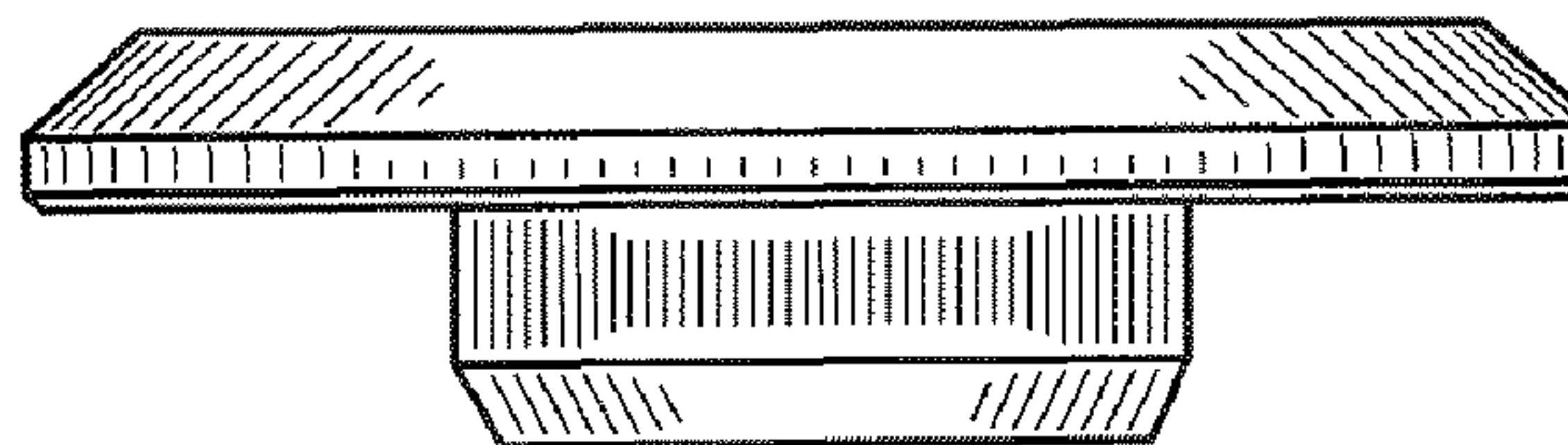
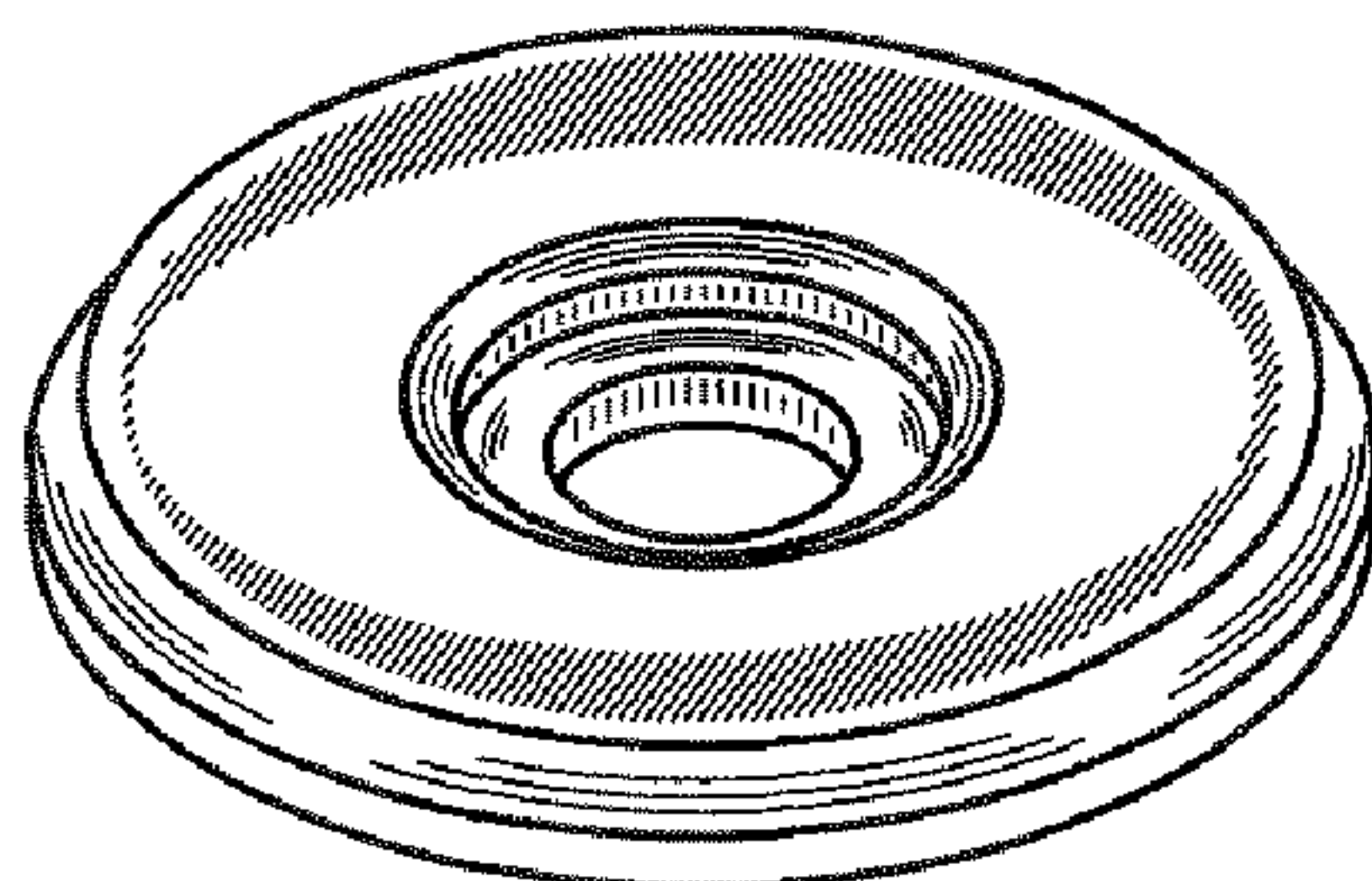
FIG. 3 is a top plan view thereof;

FIG. 4 is a bottom view thereof; and,

FIG. 5 is a side elevation view thereof.

The broken lines shown the drawings illustrate environmental structure and form no part of the claimed design.

1 Claim, 2 Drawing Sheets



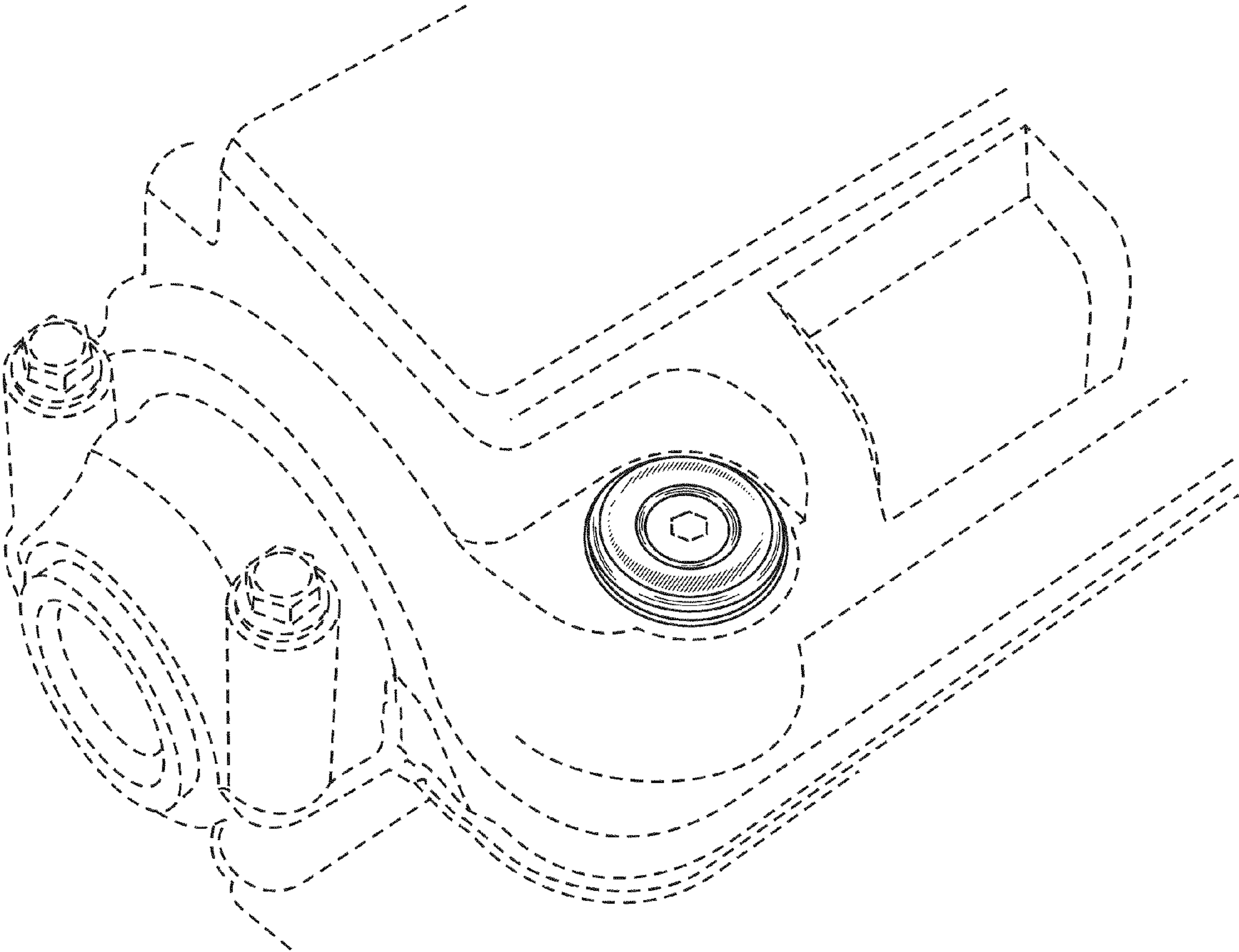


FIG. 1

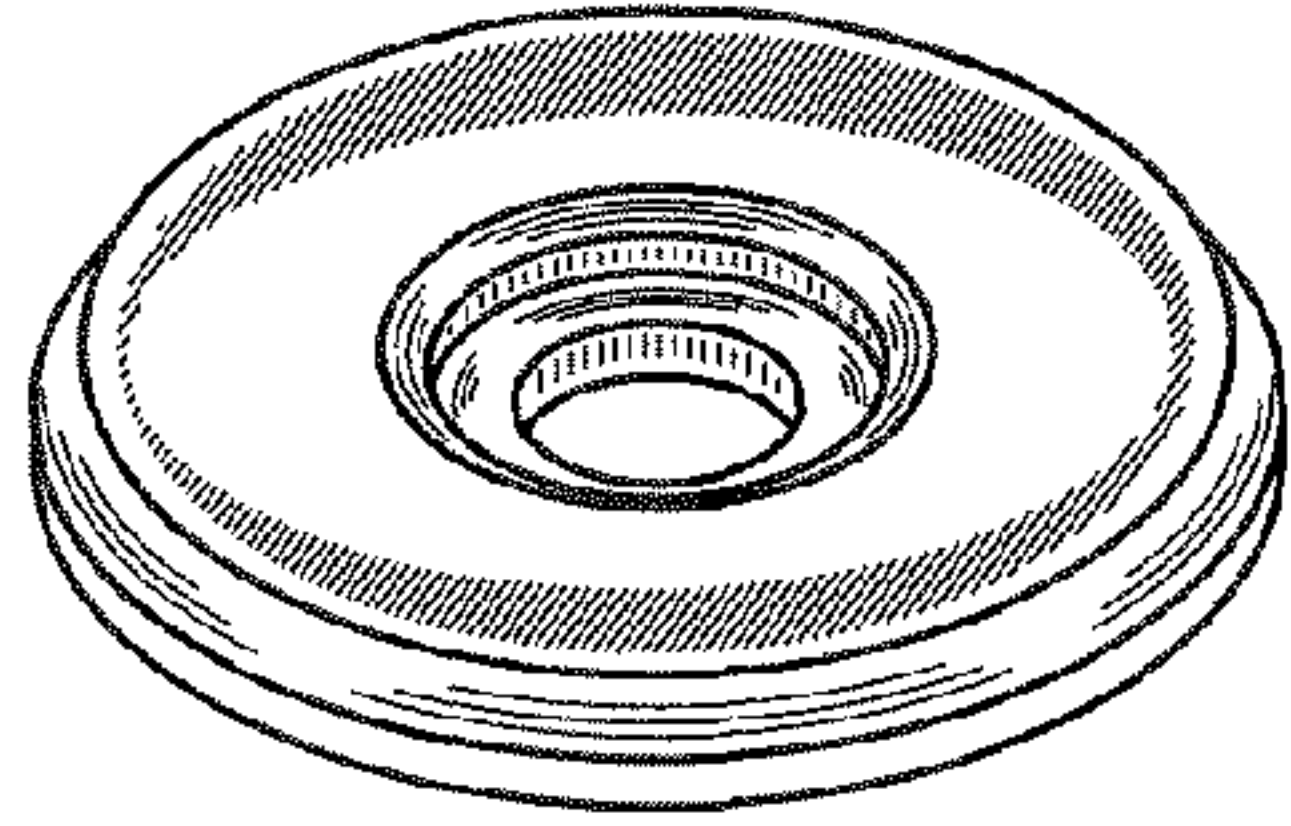


FIG. 2

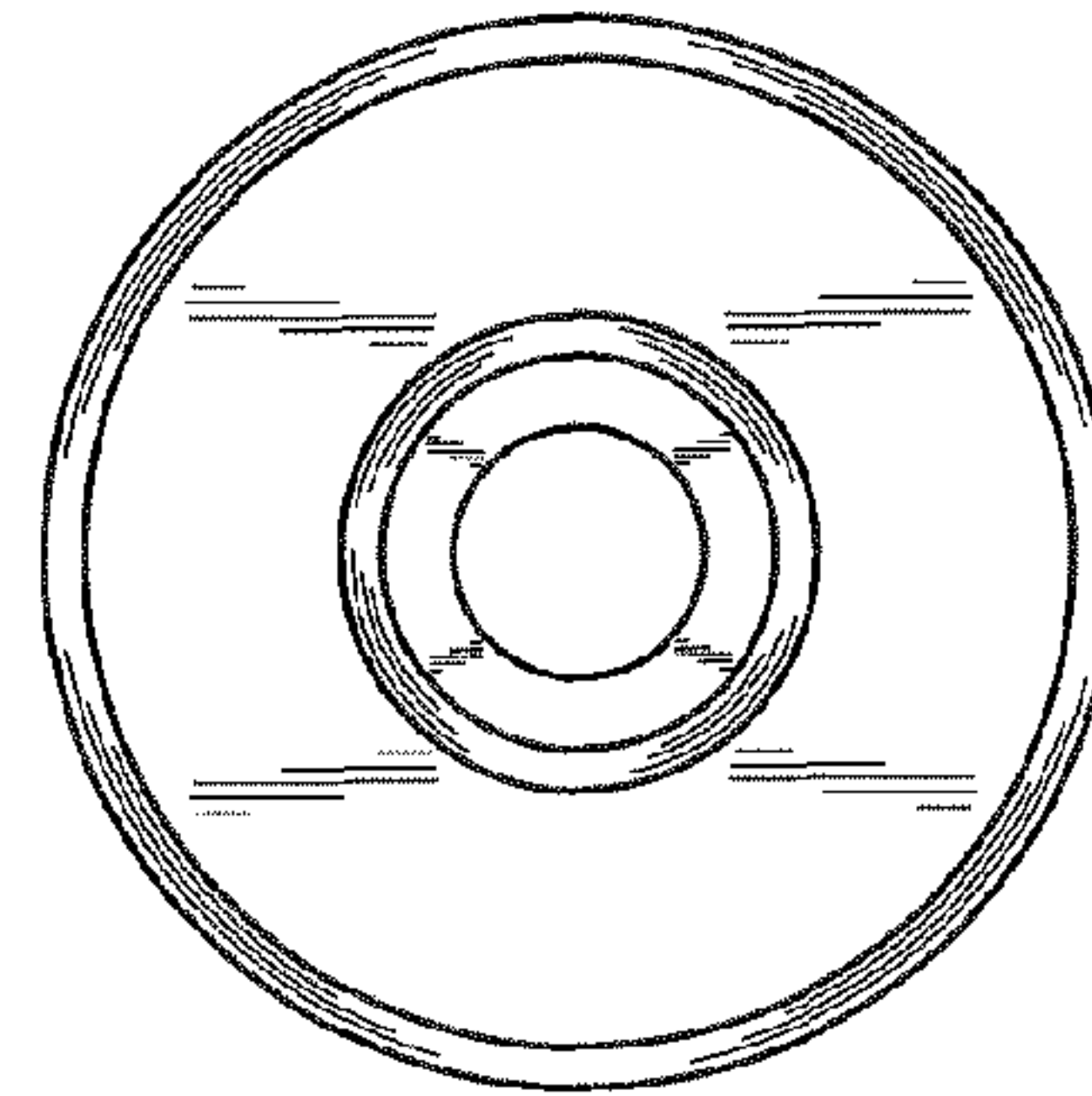


FIG. 3

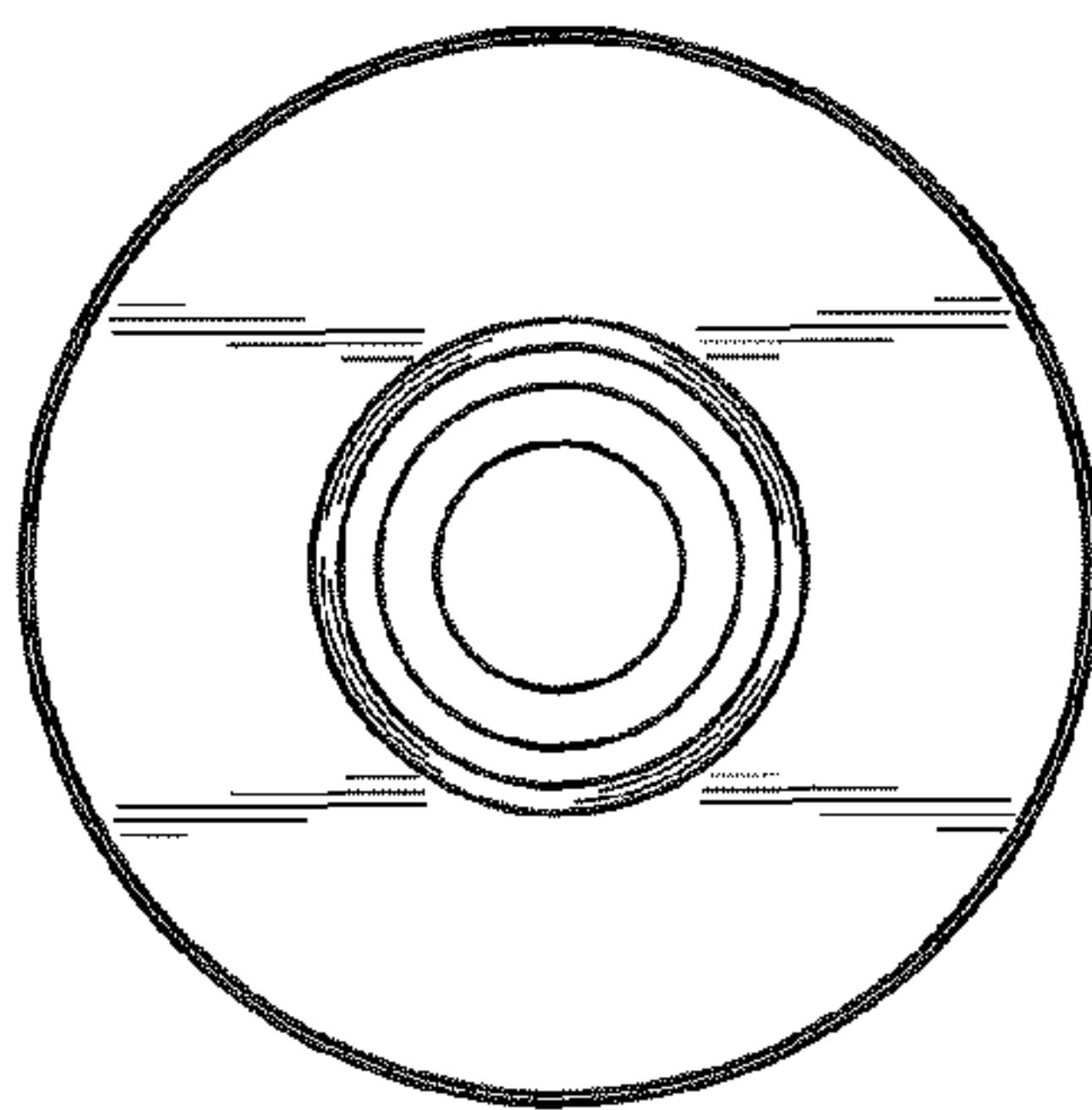


FIG. 4

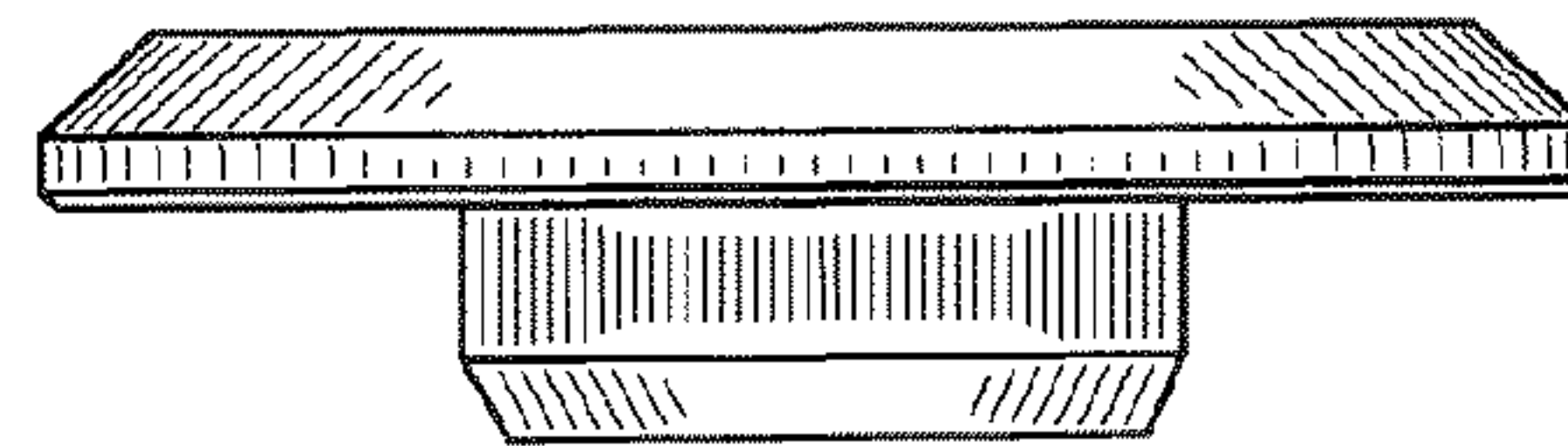


FIG. 5