



US00D644913S

(12) **United States Design Patent**
Davis

(10) **Patent No.:** **US D644,913 S**
(45) **Date of Patent:** **** Sep. 13, 2011**

(54) **HANGER**

(75) Inventor: **David T. Davis**, Bethlehem, PA (US)

(73) Assignee: **Woodlark Circle, Inc.**, Bethlehem, PA (US)

(**) Term: **14 Years**

(21) Appl. No.: **29/331,872**

(22) Filed: **Feb. 3, 2009**

(51) **LOC (9) Cl.** **08-06**

(52) **U.S. Cl.** **D8/320**

(58) **Field of Classification Search** D8/300–302,
D8/305, 310, 312–321, DIG. 1; D6/633;
D7/393; D3/291, 318; D23/250–254, 225,
D23/383; D24/108, 111, 133, 145–147;
D15/7–9; 292/347, 336.3; 16/101.1, 412,
16/414–420, 443–446, 441, 110 R, DIG. 19,
16/DIG. 20

See application file for complete search history.

(56) **References Cited**

U.S. PATENT DOCUMENTS

3,339,823	A	9/1967	Bessermann-Nielsen	
3,452,922	A	7/1969	Hart	
3,987,958	A	10/1976	Kamins et al.	
D242,764	S	12/1976	Kamins	
D243,087	S *	1/1977	Yeager	D23/231
D255,332	S	6/1980	DuCorday	
D270,733	S *	9/1983	Davis	D15/9
D315,043	S *	2/1991	Hayden	D32/34
D319,902	S *	9/1991	Russell	D32/15
D324,414	S *	3/1992	Bonnell	D23/252
D333,023	S *	2/1993	Herron, Jr.	D32/34
D334,447	S *	3/1993	Rohn	D32/34
D344,615	S *	2/1994	Berfield et al.	D32/15
D345,212	S *	3/1994	Brancel et al.	D24/143
D364,014	S *	11/1995	Langeland et al.	D32/34
D374,318	S *	10/1996	Meelen	D32/34
D374,805	S *	10/1996	Moffatt et al.	D8/107
D383,539	S *	9/1997	Croley	D24/143

D391,969	S *	3/1998	Poon	D15/7
D396,042	S *	7/1998	Rosen	D14/239
5,813,092	A	9/1998	Greenfield et al.	
5,815,883	A *	10/1998	Stein et al.	15/327.1
5,857,239	A *	1/1999	Oh et al.	15/321
D406,422	S *	3/1999	Burchard et al.	D32/34
D412,116	S	7/1999	DuCorday	
D415,683	S	10/1999	DuCorday	
D420,477	S	2/2000	Saunders et al.	
D421,380	S *	3/2000	Follows	D8/319
D422,351	S *	4/2000	Griffin	D23/383
D422,602	S *	4/2000	Poon	D15/7
D425,912	S *	5/2000	Poon	D15/7
D430,030	S	8/2000	DuCorday	
D430,490	S *	9/2000	DuCorday	D9/443
D440,298	S *	4/2001	Wolfe	D23/383
D447,413	S *	9/2001	DuCorday	D9/443
D453,524	S *	2/2002	Wu	D15/7
D455,621	S *	4/2002	Cheng	D8/30
D457,958	S *	5/2002	Dycus et al.	D24/144
6,447,055	B1	10/2002	Mainville et al.	
D465,281	S *	11/2002	Lang	D24/147

(Continued)

Primary Examiner — Mark Goodwin

(74) Attorney, Agent, or Firm — Duane Morris LLP

(57) **CLAIM**

The ornamental design for a hanger, as shown and described.

DESCRIPTION

FIG. 1 is a perspective view of a hanger showing my new design in use condition.

FIG. 2 is an enlarged perspective view thereof.

FIG. 3 is a right side view thereof.

FIG. 4 is a left side view thereof.

FIG. 5 is a front view thereof.

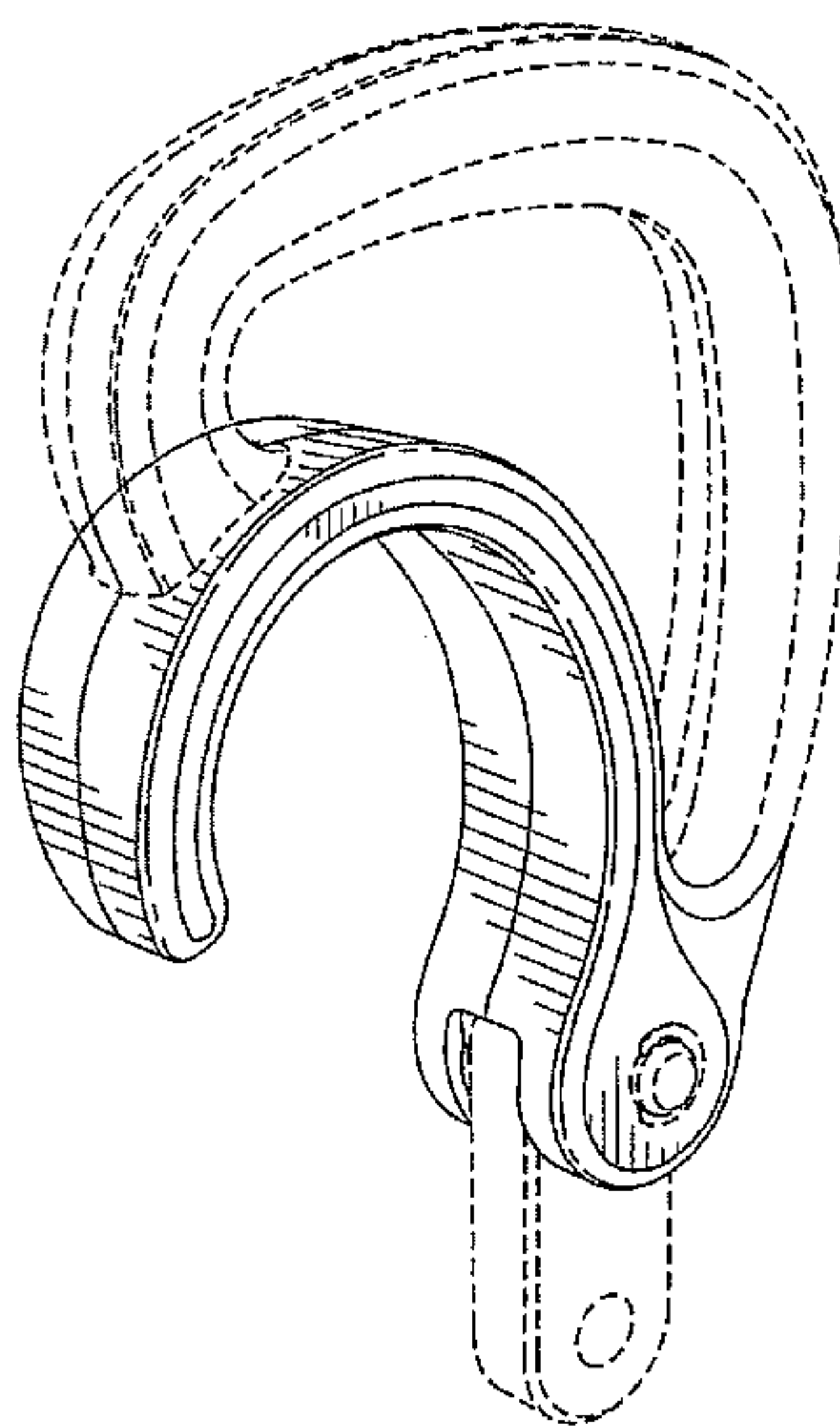
FIG. 6 is a rear view thereof.

FIG. 7 is a top view thereof; and,

FIG. 8 is a bottom view thereof.

The broken line showing of structure is for illustrative purposes only and forms no part of the claimed design.

1 Claim, 6 Drawing Sheets



US D644,913 S

Page 2

U.S. PATENT DOCUMENTS

D466,908 S *	12/2002	Poon	D15/7	D556,395 S *	11/2007	Martin et al.	D32/15
D467,942 S *	12/2002	Duncan	D15/7	D561,415 S *	2/2008	Tavano	D32/34
D471,680 S *	3/2003	Tokumaru et al.	D32/15	D578,373 S	10/2008	Paige et al.		
D485,030 S	1/2004	Svaldi			D581,489 S	11/2008	Painter		
D487,899 S *	3/2004	Poon	D15/7	D581,613 S	11/2008	Kim		
D499,114 S *	11/2004	Poon	D15/7	D587,507 S *	3/2009	Martin	D6/604
D499,181 S *	11/2004	Dycus et al.	D24/144	D588,435 S	3/2009	Soreo et al.		
D510,995 S *	10/2005	Tam	D23/383	7,533,439 B2	5/2009	Theiss, Jr. et al.		
D517,677 S *	3/2006	Bartholmey	D23/383	D594,273 S	6/2009	Rae		
D531,311 S *	10/2006	Guerra et al.	D24/146	D602,759 S *	10/2009	Davis	D8/320
D535,027 S *	1/2007	James et al.	D24/148	D602,760 S *	10/2009	Davis	D8/320
D540,455 S *	4/2007	Ferraro, Sr.	D23/383					

* cited by examiner

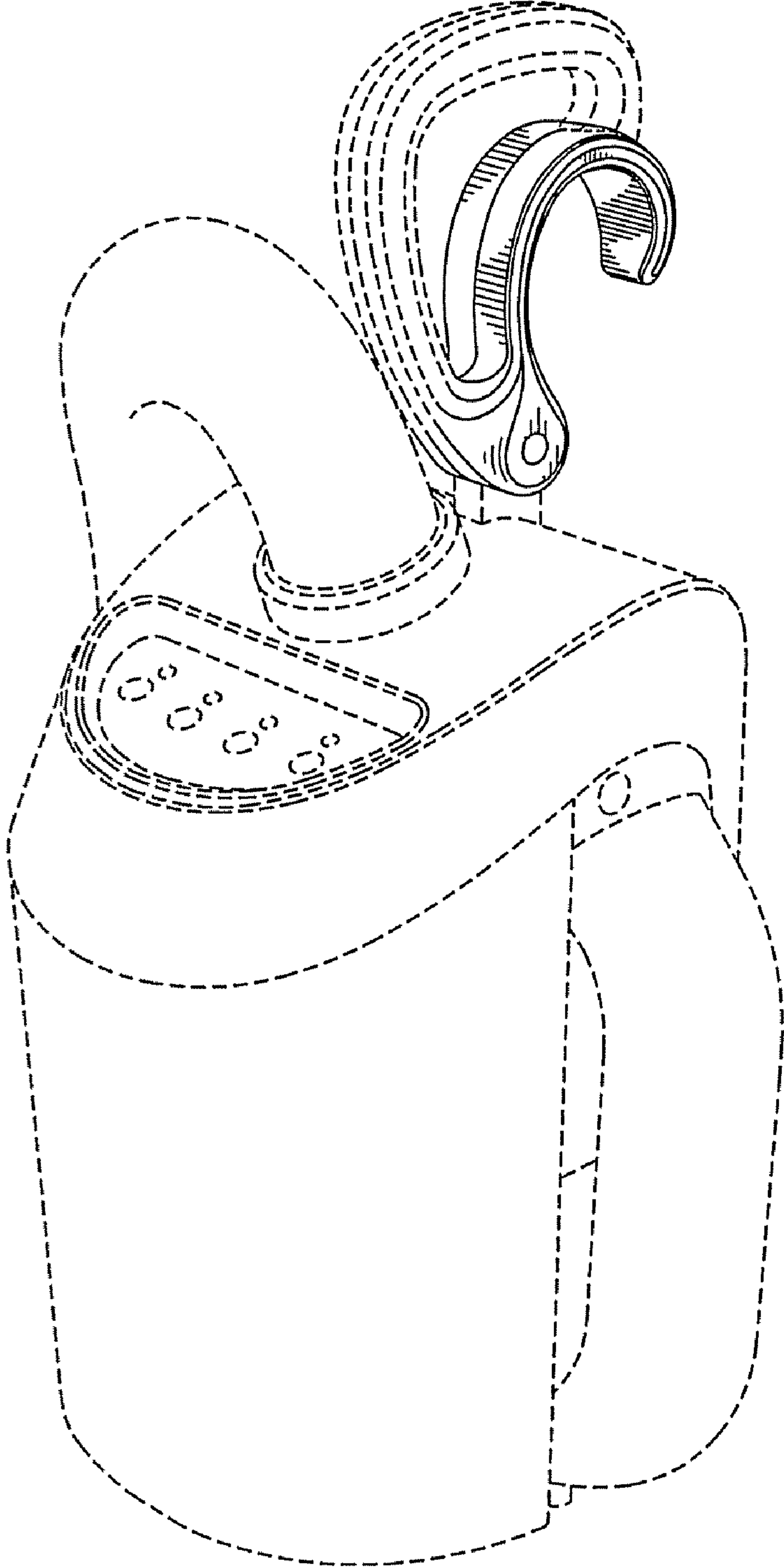


FIG. 1

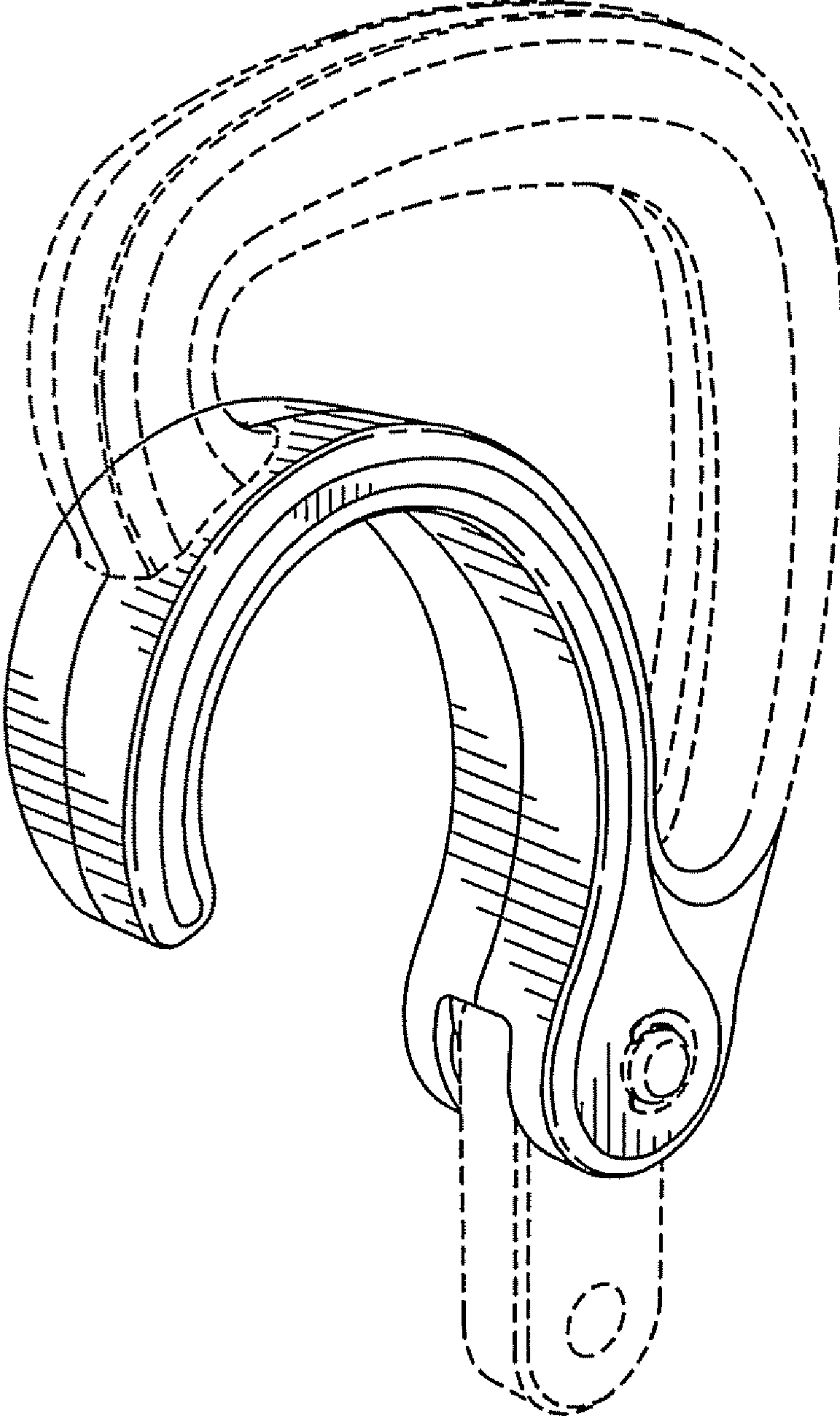


FIG. 2

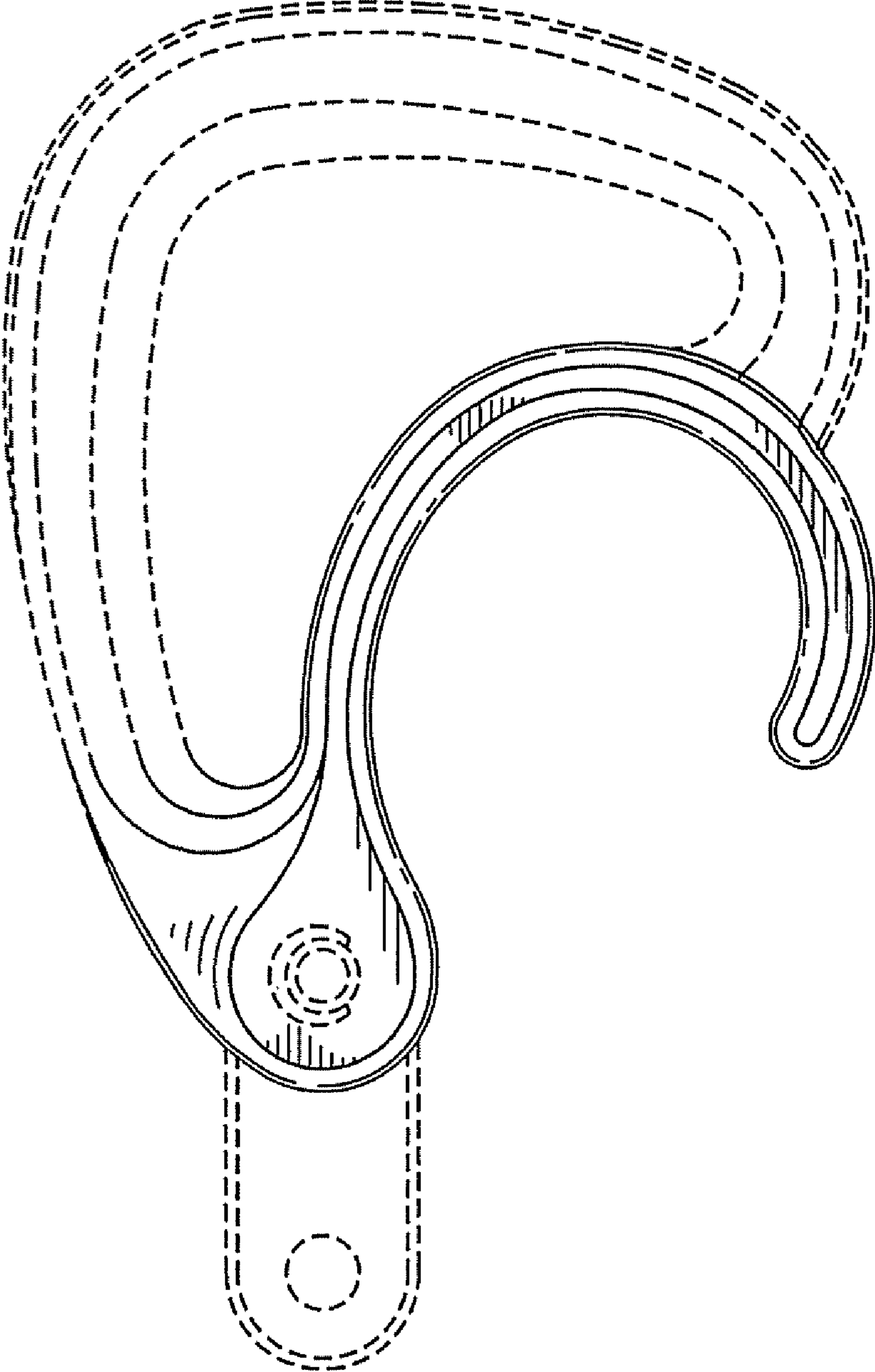


FIG. 3

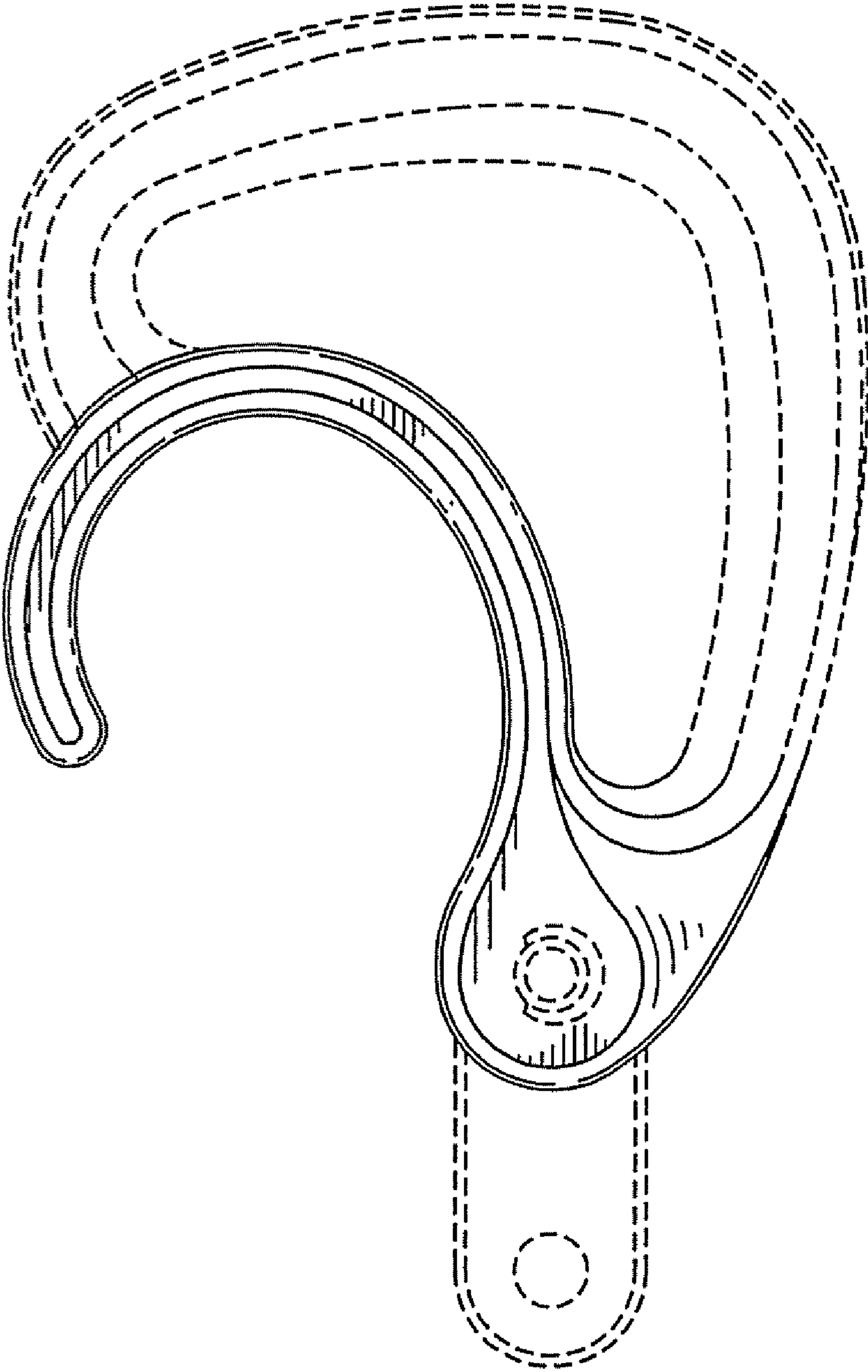


FIG. 4

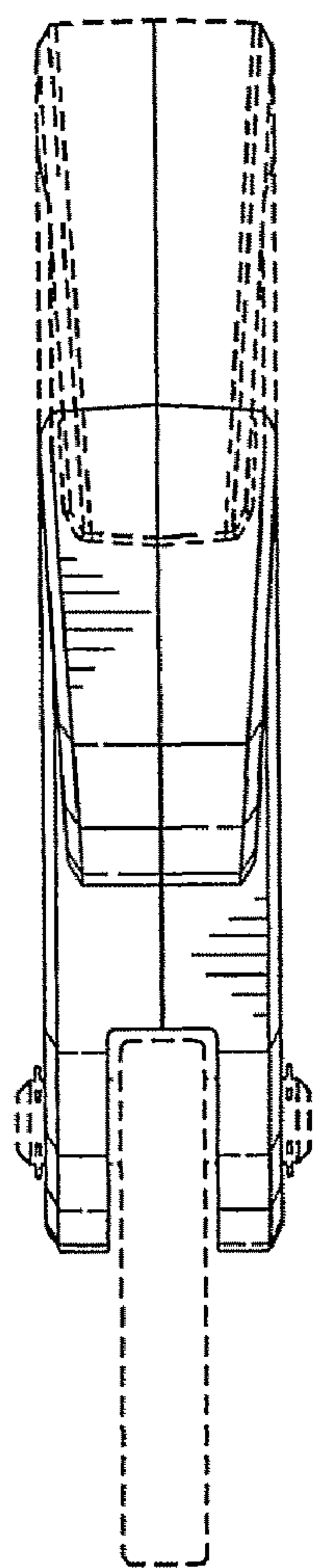


FIG. 5

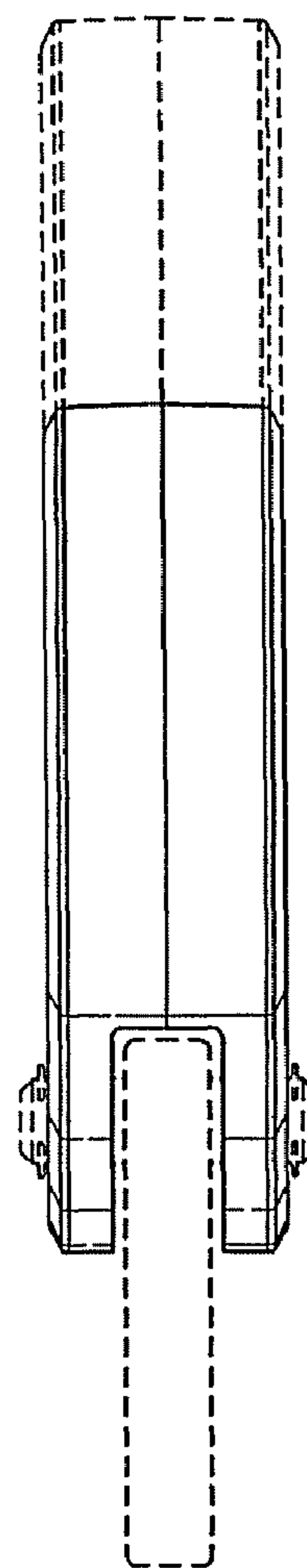


FIG. 6

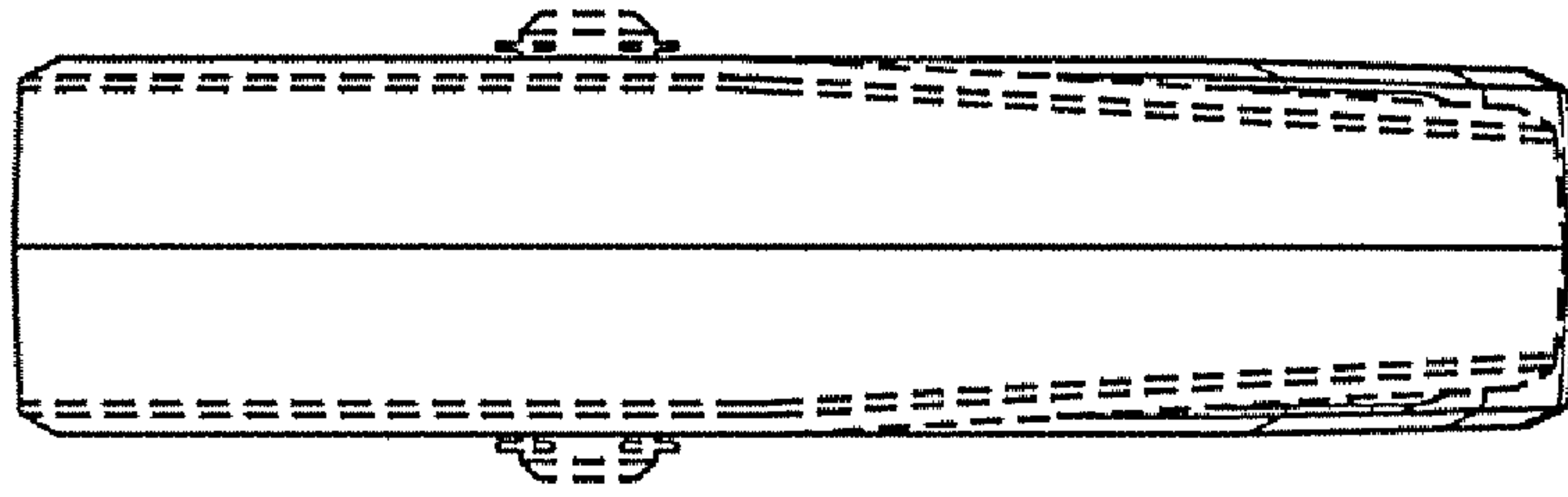


FIG. 7

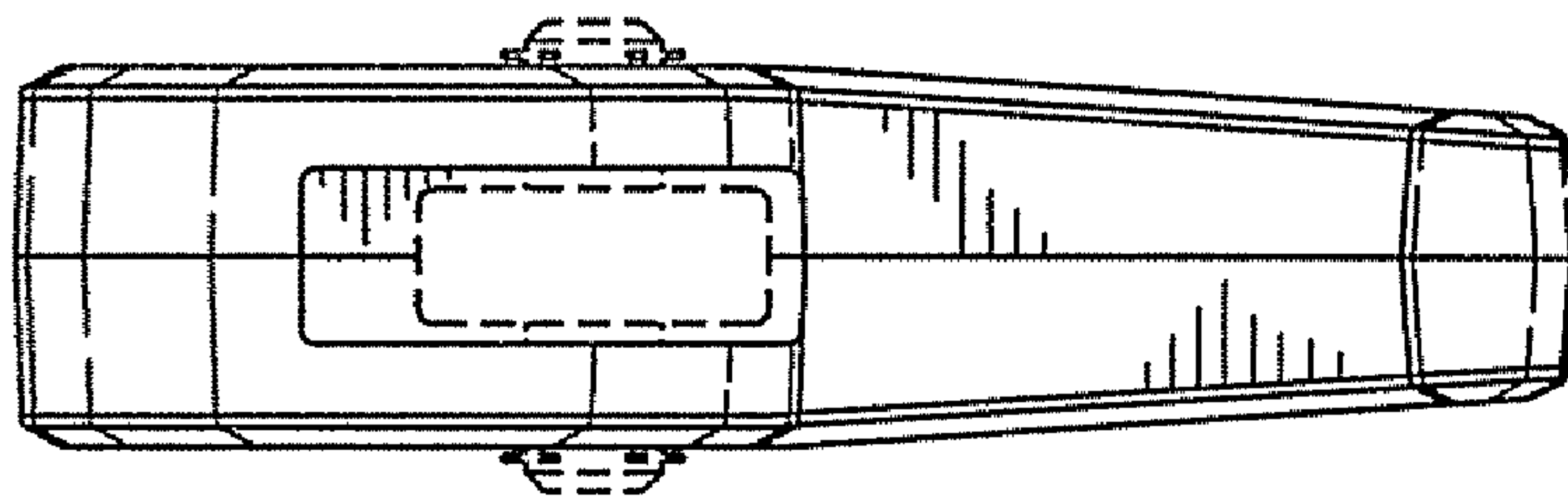


FIG. 8