

US00D644897S

(12) **United States Design Patent**
Stricker

(10) **Patent No.:** **US D644,897 S**

(45) **Date of Patent:** **** Sep. 13, 2011**

(54) **WATER-SOFTENER FILTER WRENCH**

(75) Inventor: **Herbert Stricker**, Milford, MI (US)

(73) Assignee: **Superb Fabricating LLC**, South Lyon, MI (US)

(**) Term: **14 Years**

(21) Appl. No.: **29/386,413**

(22) Filed: **Feb. 28, 2011**

(51) **LOC (9) Cl.** **08-05**

(52) **U.S. Cl.** **D8/21**

(58) **Field of Classification Search** D8/21-29;
81/60, 177.1, 177.85, 121.1, 124.3, 165-170,
81/110.1, 176.2, 124.6, 176.1, 176.15, 177.2;
16/110.1; D15/144.1; 219/75, 227, 229,
219/121.16, 121.18

See application file for complete search history.

(56) **References Cited**

U.S. PATENT DOCUMENTS

2,801,861	A *	8/1957	Hanson	280/43.2
D298,729	S *	11/1988	Chase et al.	D8/52
D371,287	S *	7/1996	Gilbert, Jr.	D8/52
D373,940	S *	9/1996	Kerlee et al.	D8/17

D422,466	S *	4/2000	Kovach	D8/17
D458,523	S *	6/2002	Newton, Sr.	D8/17
D562,622	S *	2/2008	Weaver	D7/387
7,516,943	B1 *	4/2009	Haut	254/17
D622,116	S *	8/2010	Ivankovic	D8/21

* cited by examiner

Primary Examiner — Raphael Barkai

Assistant Examiner — Randall H Gholson

(74) *Attorney, Agent, or Firm* — Dort Patent, P.C.

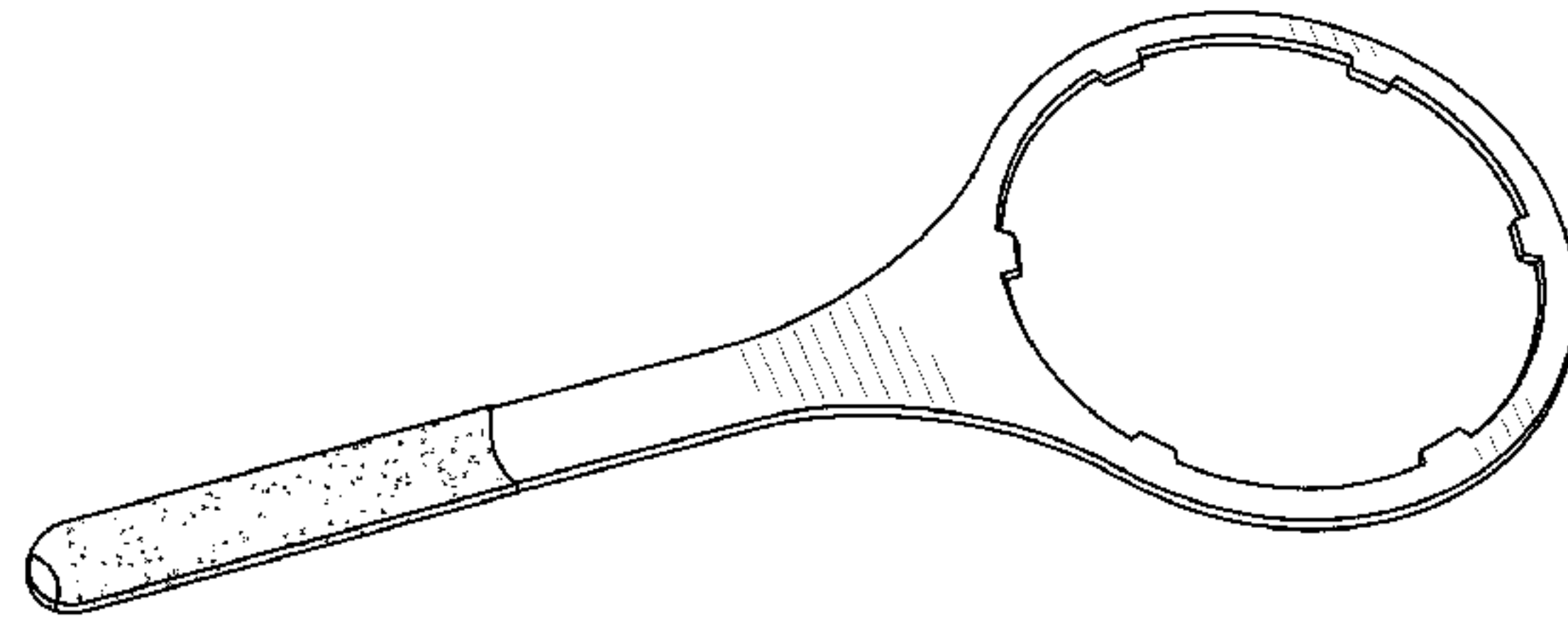
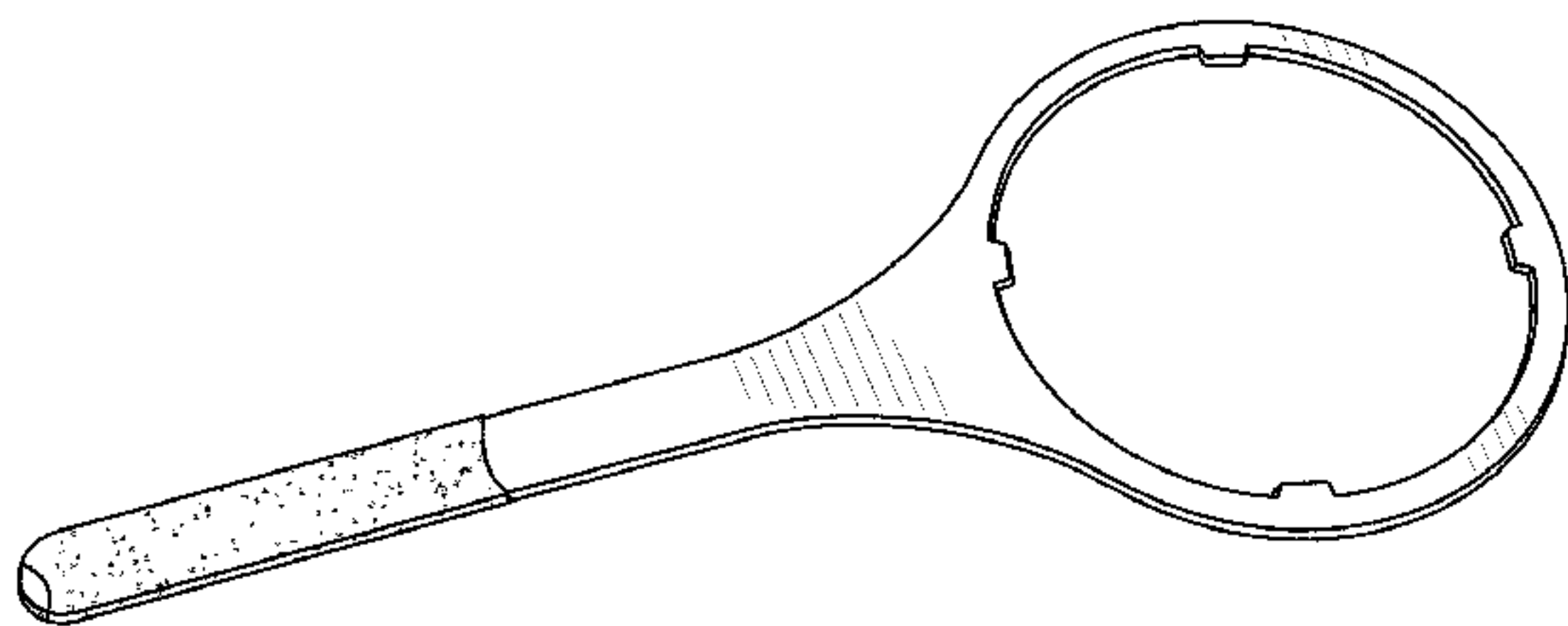
(57) **CLAIM**

The ornamental design for a water-softener filter wrench, as shown and described.

DESCRIPTION

FIG. 1 is a three-quarter (approximate) front perspective view of my new design for a water-softener filter wrench;
FIG. 2 is a top view thereof;
FIG. 3 is a side view thereof;
FIG. 4 is a front view thereof;
FIG. 5 is a bottom view (handle side) thereof;
FIG. 6 is a three-quarter (approximate) front perspective view of a second embodiment of a water-softener filter wrench of my design as shown in FIGS. 1-5; and,
FIG. 7 is a top view thereof.

1 Claim, 3 Drawing Sheets



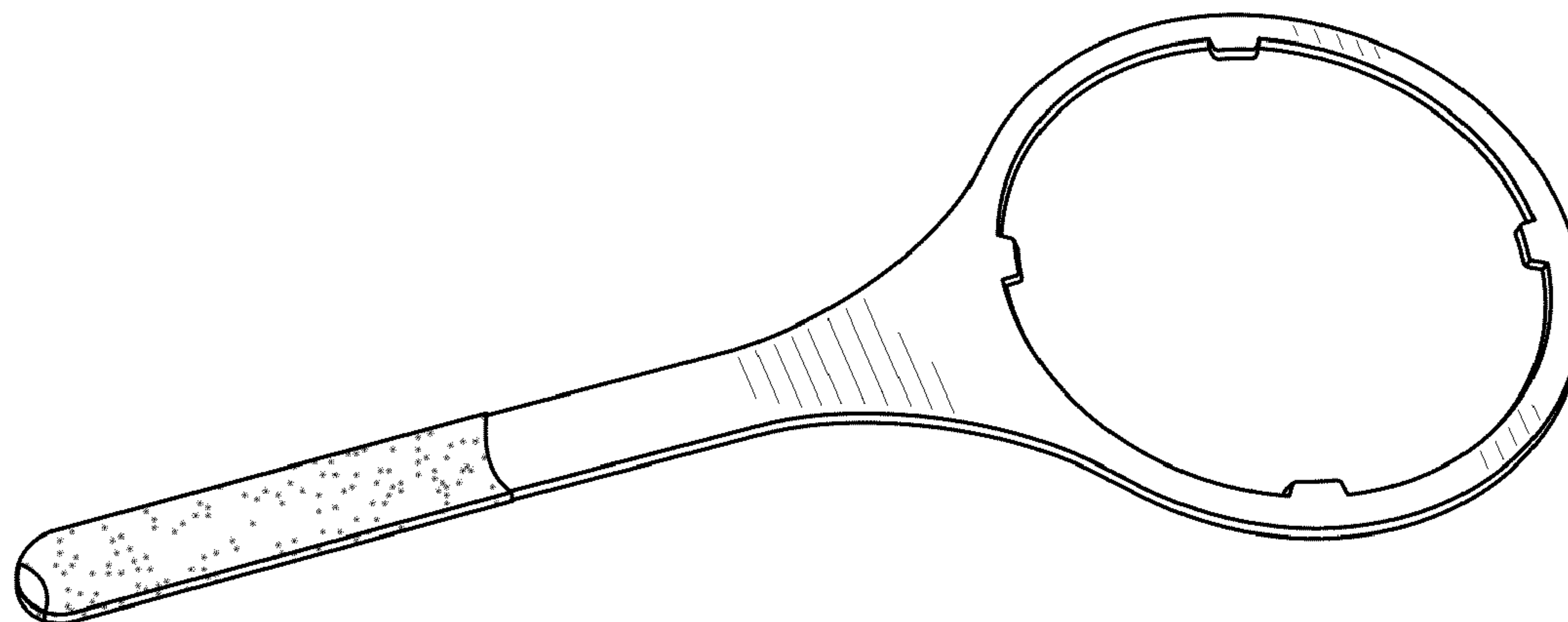


FIG. 1

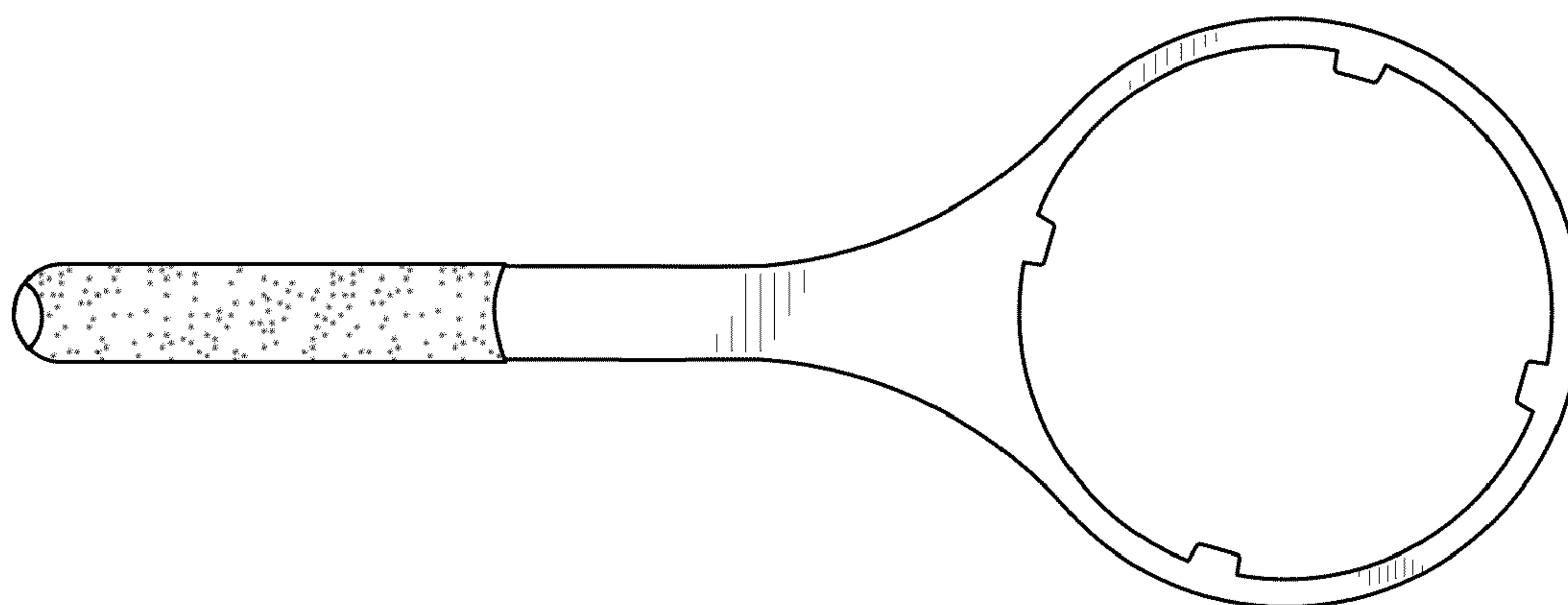


FIG. 2




FIG. 3



FIG. 4



FIG. 5

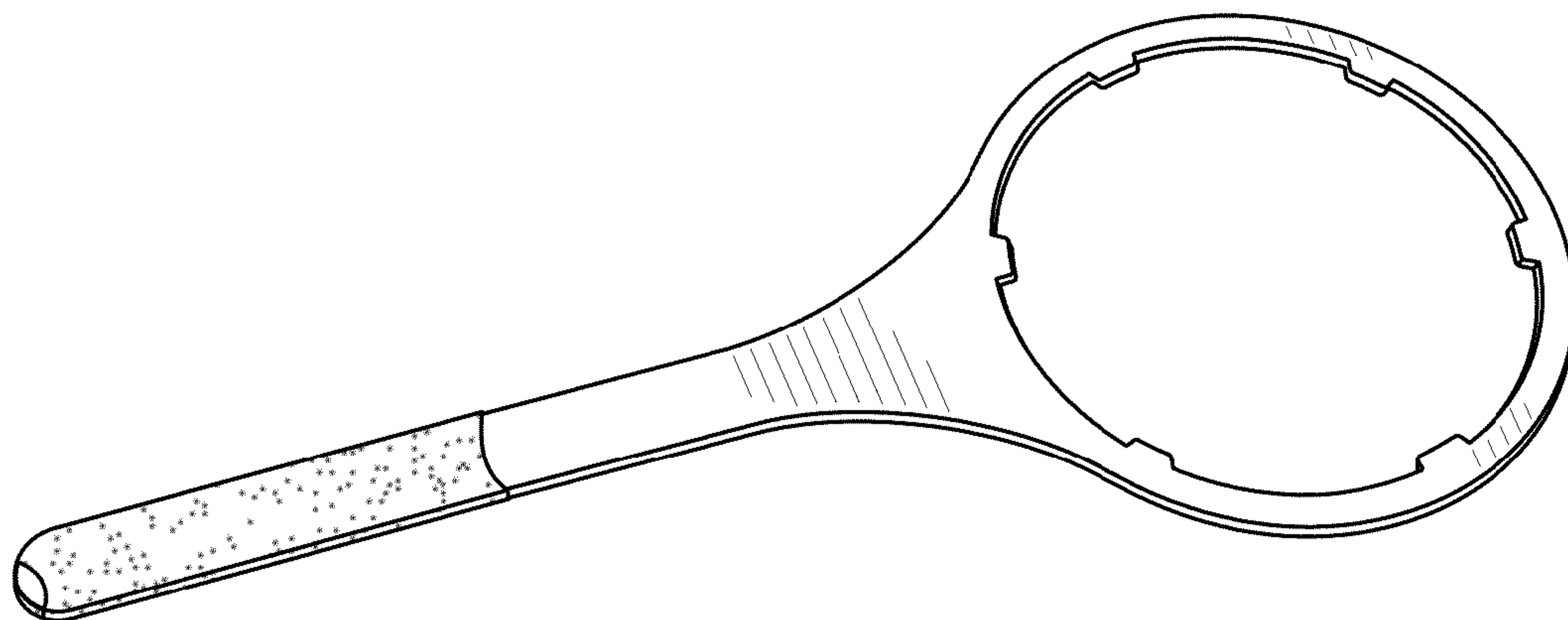


FIG. 6

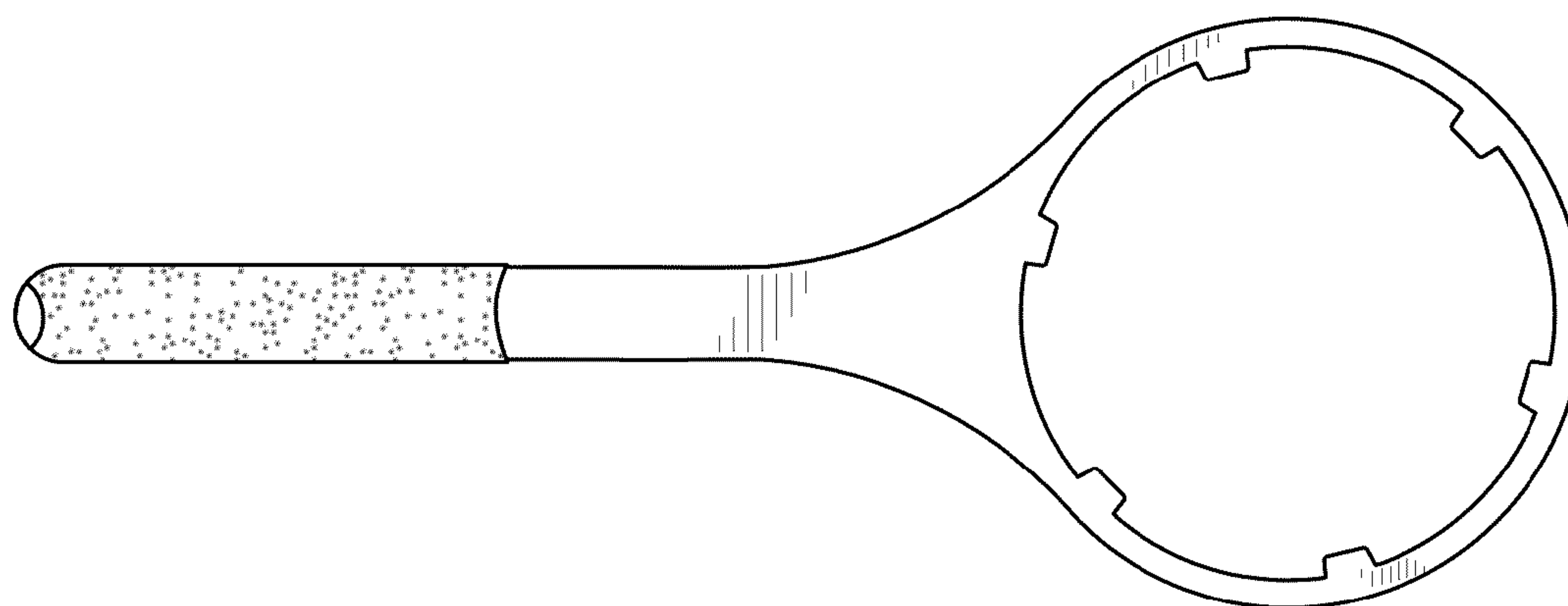


FIG. 7