



US00D644894S

(12) **United States Design Patent**
Rizzo

(10) **Patent No.:** **US D644,894 S**

(45) **Date of Patent:** **** Sep. 13, 2011**

(54) **SHELLFISH CRACKING UTENSIL**

(76) Inventor: **Michael F. Rizzo**, Cortlandt Manor, NY
(US)

(**) Term: **14 Years**

(21) Appl. No.: **29/383,980**

(22) Filed: **Jan. 25, 2011**

(51) **LOC (9) Cl.** **07-06**

(52) **U.S. Cl.** **D7/693**

(58) **Field of Classification Search** D7/672,
D7/693, 393, 642, 643, 645, 653; 30/120.1,
30/322, 323; 452/12, 15, 17, 26, 102, 6,
452/132

See application file for complete search history.

(56) **References Cited**

U.S. PATENT DOCUMENTS

1,843,223	A *	2/1932	Hasseler	452/132
4,172,306	A	10/1979	Hopkins		
4,519,136	A	5/1985	Walker		
4,569,103	A *	2/1986	Taurinskas	452/6
4,610,052	A	9/1986	Lubcke		
D304,797	S *	11/1989	Perkins	D7/695
D307,374	S	4/1990	Lubcke		
D307,375	S	4/1990	Lubcke		
5,080,629	A *	1/1992	Ellison	452/6
5,403,230	A *	4/1995	Capriglione, Sr.	452/6
5,586,931	A	12/1996	Williams, Jr.		
5,613,904	A	3/1997	LaSalle et al.		
D386,362	S *	11/1997	LaSalle et al.	D7/693
6,019,673	A	2/2000	Saizon		
6,817,937	B1	11/2004	Merritt		
D501,376	S	2/2005	Heuck		

7,125,329	B2	10/2006	Mindes		
7,169,033	B1	1/2007	Colbert		
7,367,876	B1	5/2008	Denoff		
D574,676	S *	8/2008	LaDelfa	D7/693

OTHER PUBLICATIONS

“Restaurant Equipment and Supplies”, www.foodservicewarehouse.com.

“Kitchen Accessories”, www.nesxtag.com.

“Lobster Utensils”, www.amazon.com.

* cited by examiner

Primary Examiner — Terry Wallace

(74) *Attorney, Agent, or Firm* — Karl F. Milde, Jr.; Eckert Seamans Cherin & Mellott, LLC

(57) **CLAIM**

The ornamental design for a shellfish cracking device, as shown and described.

DESCRIPTION

FIG. 1 is a perspective view of the shellfish cracking utensil according to the design.

FIG. 2 is a view of one end of the shellfish cracking utensil according to the design.

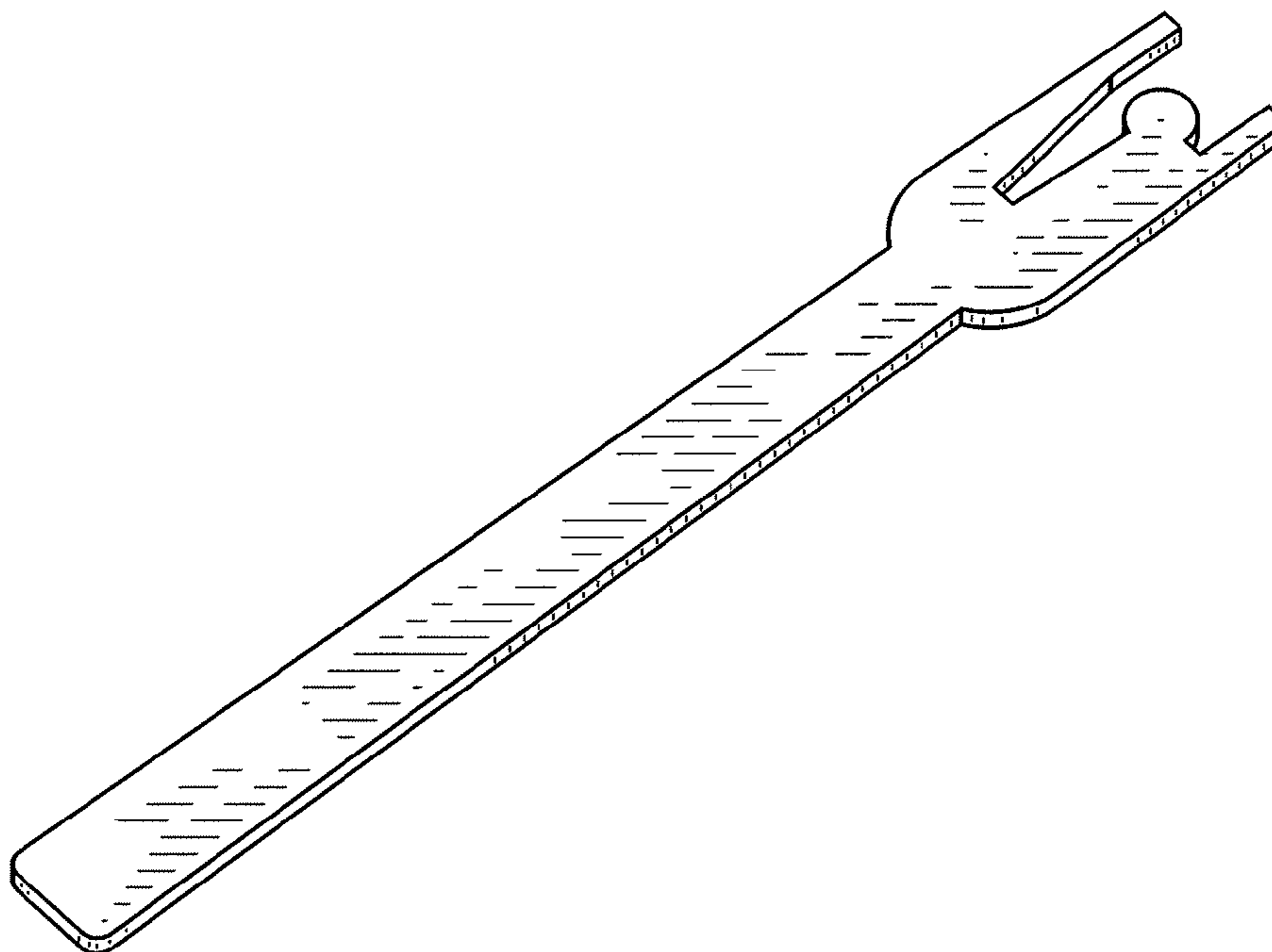
FIG. 3 is a view of the opposite end of the shellfish cracking utensil according to the design.

FIG. 4 is a side view of the shellfish cracking utensil according to the design.

FIG. 5 is a top view of the shellfish cracking utensil according to the design; and,

FIG. 6 is a bottom view of the shellfish cracking utensil according to the design.

1 Claim, 1 Drawing Sheet



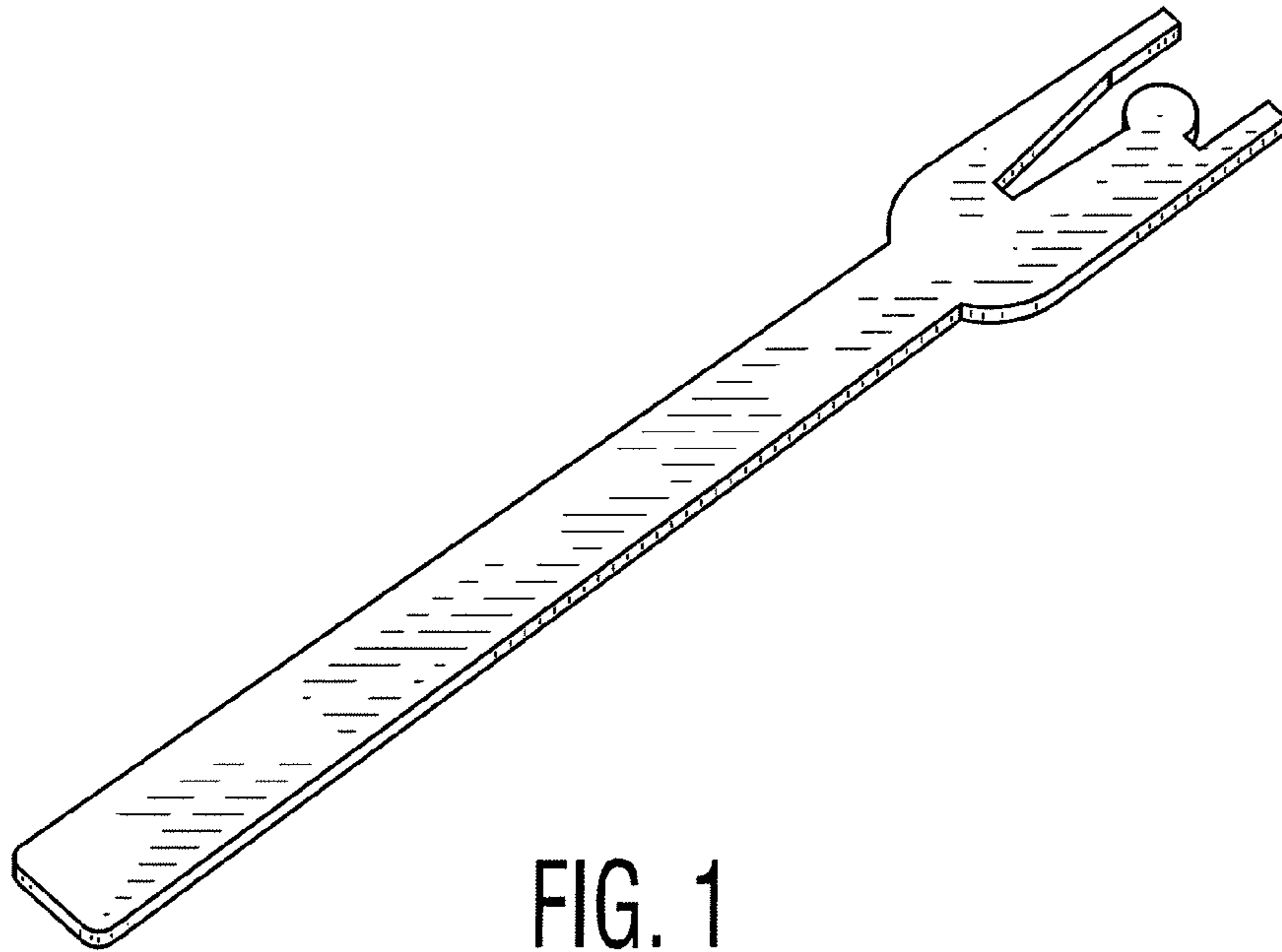


FIG. 1




FIG. 2



FIG. 3



FIG. 4




FIG. 5




FIG. 6