



US00D644871S

(12) **United States Design Patent**  
**Rae**

(10) **Patent No.:** **US D644,871 S**

(45) **Date of Patent:** **\*\* Sep. 13, 2011**

(54) **CURVED FLAT COOKWARE SIDE HANDLE**

(75) Inventor: **Robert A. Rae**, Las Vegas, NV (US)

(73) Assignee: **Meyer Intellectual Properties Limited**  
(VG)

(\*\*) Term: **14 Years**

(21) Appl. No.: **29/372,440**

(22) Filed: **Nov. 19, 2010**

(51) **LOC (9) Cl.** ..... **07-02**

(52) **U.S. Cl.** ..... **D7/395**

(58) **Field of Classification Search** ..... D7/354-361,  
D7/393-395, 401.2, 664; D8/107, 300, 303,  
D8/307, 313, 321; D4/138, 129; 16/421,  
16/430, 431, 110.1, 407; 220/573.1-573.5,  
220/752, 753, 755, 756, 759, 767, 771, 912  
See application file for complete search history.

(56) **References Cited**

U.S. PATENT DOCUMENTS

D407,600 S *	4/1999	LoGiudice	.....	D7/395
D444,347 S *	7/2001	LoGiudice	.....	D7/395
D485,119 S *	1/2004	Kight	.....	D7/395
D497,767 S *	11/2004	Cacace	.....	D7/361
D497,771 S *	11/2004	Thomkins	.....	D7/395
D518,352 S *	4/2006	Brasset	.....	D8/300

D550,027 S *	9/2007	Hadj-Chikh et al.	.....	D7/361
D555,971 S *	11/2007	Rae	.....	D7/395
D578,345 S *	10/2008	Rae	.....	D7/393
D580,703 S *	11/2008	Devries	.....	D7/393
D592,452 S *	5/2009	Tetreault	.....	D7/395
D598,705 S *	8/2009	Tetreault	.....	D7/395
D613,551 S *	4/2010	Pantaleo	.....	D7/395

\* cited by examiner

*Primary Examiner* — Cynthia M Chin

(74) *Attorney, Agent, or Firm* — Edward S. Sherman

(57) **CLAIM**

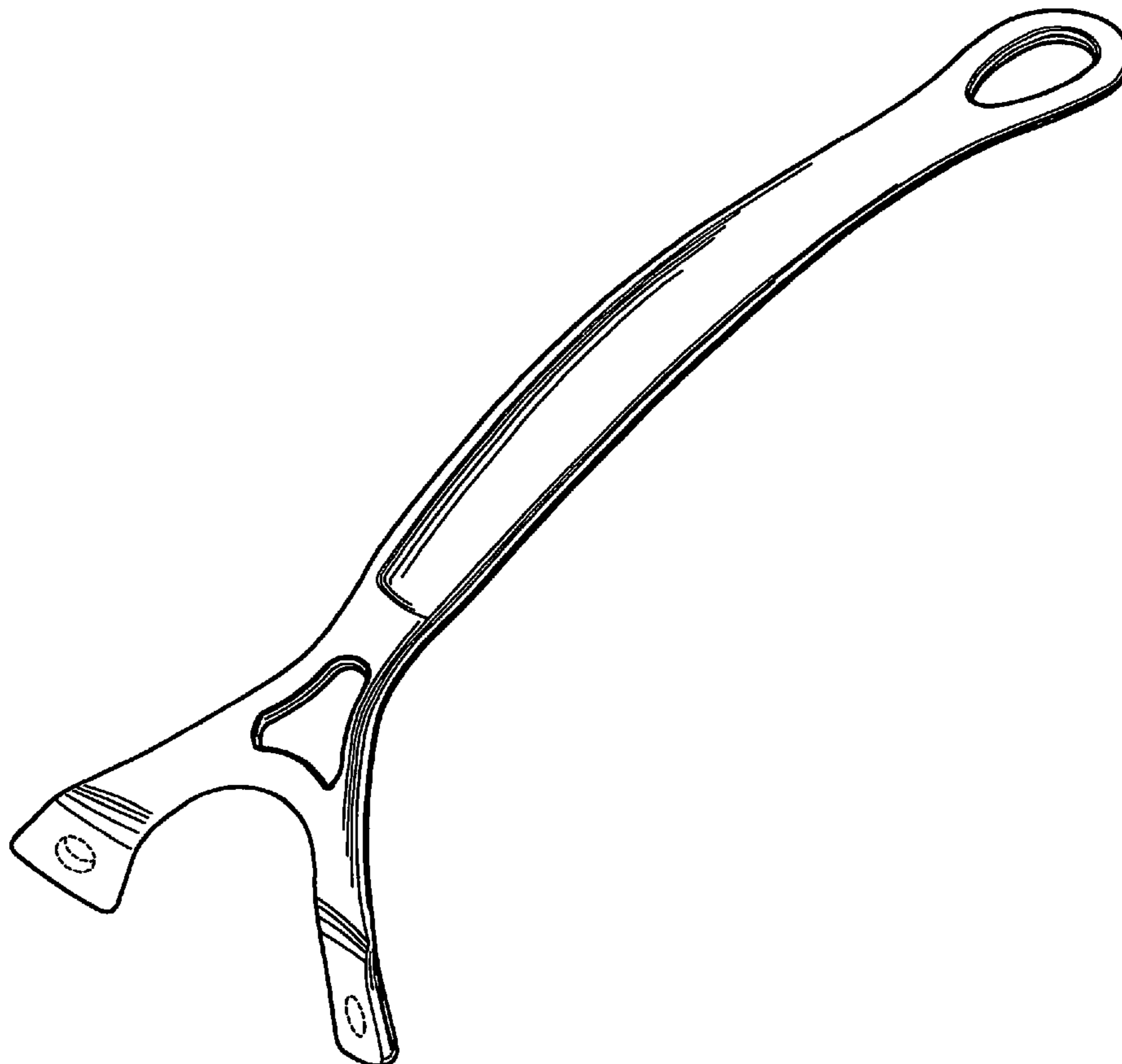
The ornamental design for a curved flat cookware side handle, as shown and described.

**DESCRIPTION**

FIG. 1 is a perspective view of the “curved flat cookware side handle”, showing my new design;  
FIG. 2 is a top plan view thereof;  
FIG. 3 is a front elevation view thereof;  
FIG. 4 is a right elevation view thereof, the left side elevation being a mirror image thereof;  
FIG. 5 is a bottom plan view thereof; and,  
FIG. 6 is a back elevation view.

The broken lines in FIGS. 1, 3, 4 and 6, are for illustrative purposes only, depicting the environment of the new design, forming no part thereof as claimed.

**1 Claim, 3 Drawing Sheets**



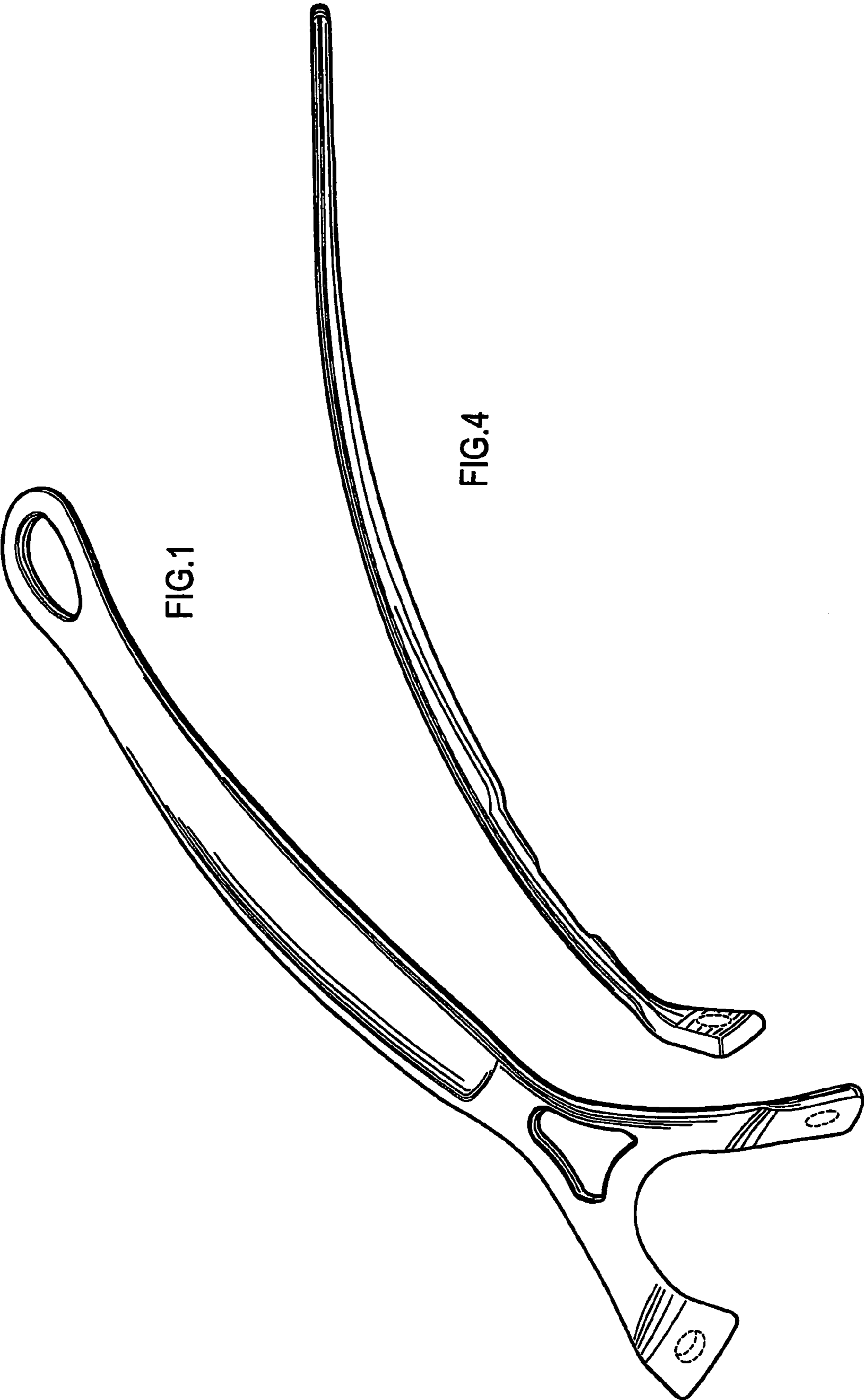


FIG.1

FIG.4

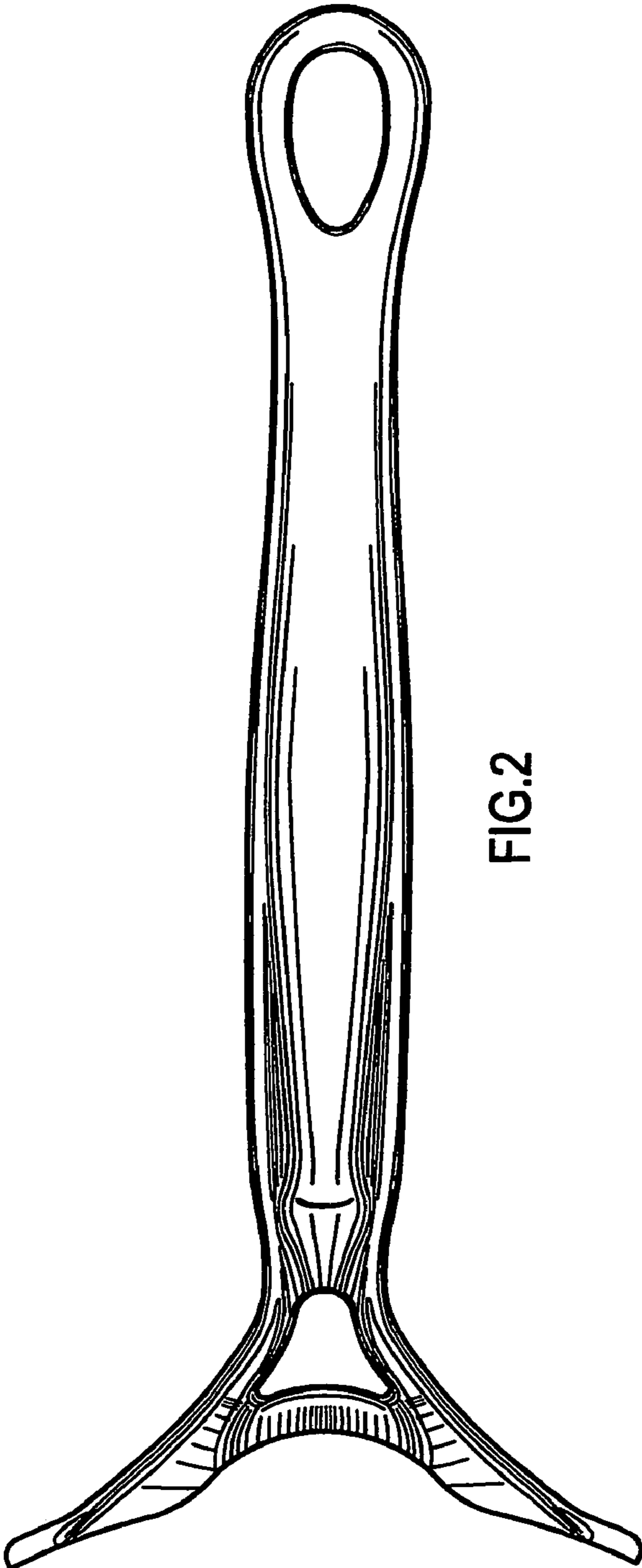


FIG. 2

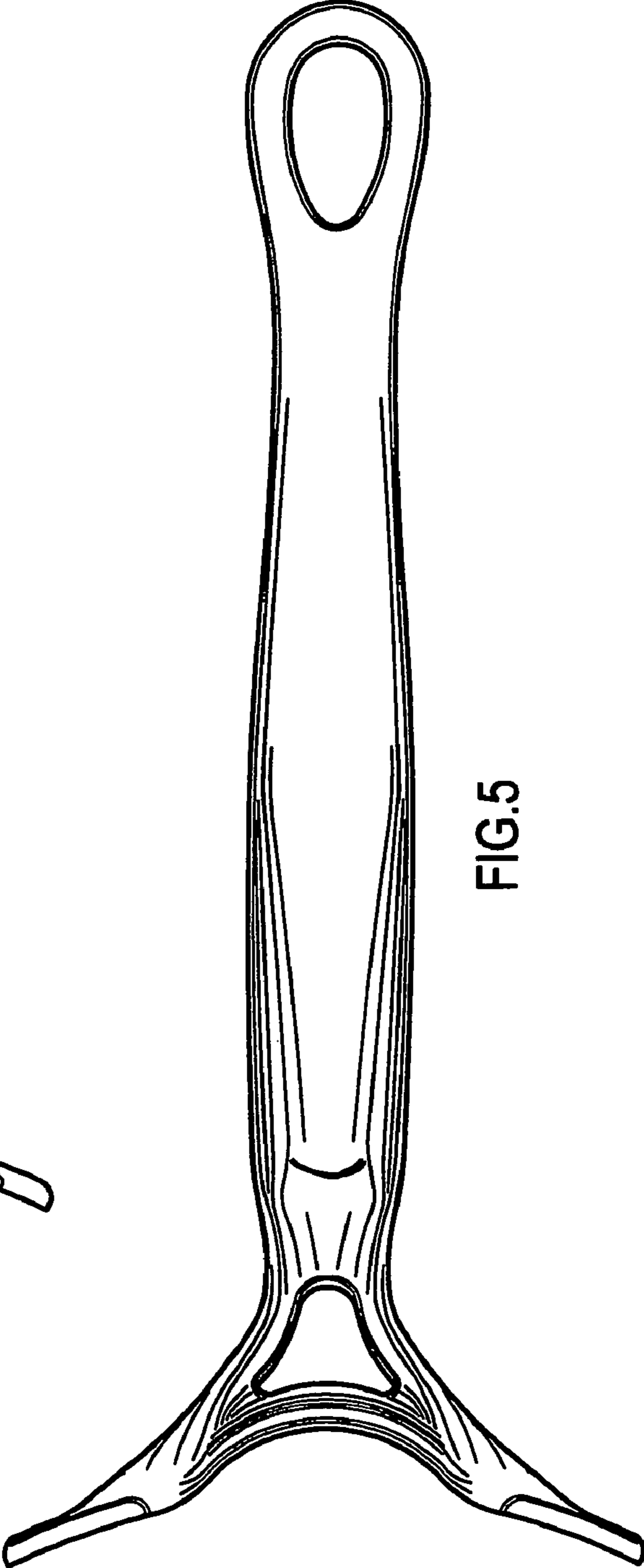


FIG. 5




FIG.6

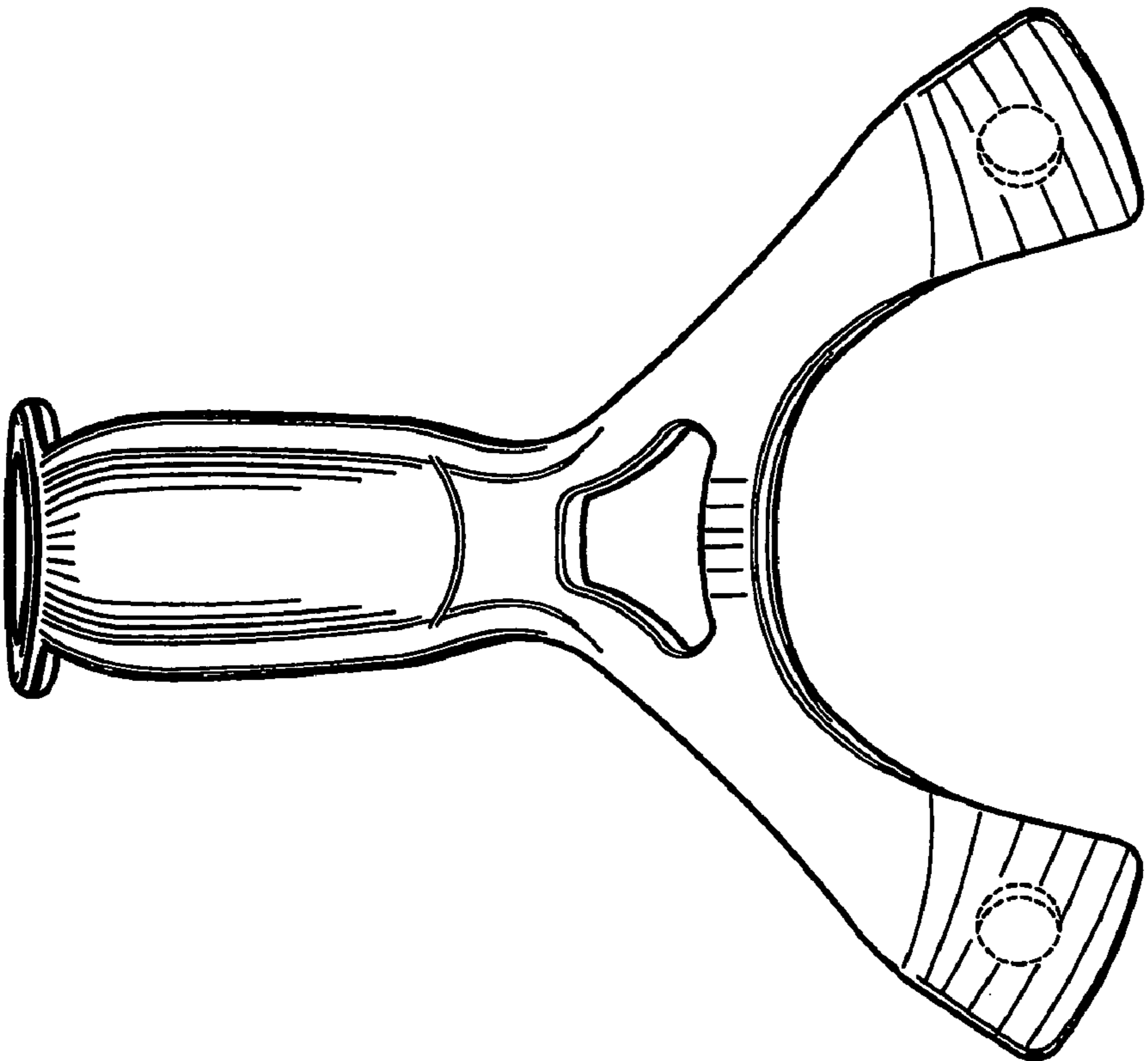


FIG.3