



US00D644840S

(12) **United States Design Patent**
Eskandry

(10) **Patent No.:** **US D644,840 S**

(45) **Date of Patent:** **** Sep. 13, 2011**

(54) **COLLAPSIBLE ACCESSORY BASKET**

(76) Inventor: **Ezra D. Eskandry**, Aventura, FL (US)

(**) Term: **14 Years**

(21) Appl. No.: **29/388,524**

(22) Filed: **Mar. 30, 2011**

Related U.S. Application Data

(63) Continuation-in-part of application No. 29/376,715, filed on Oct. 11, 2010, now Pat. No. Des. 635,772.

(51) **LOC (9) Cl.** **03-01**

(52) **U.S. Cl.** **D3/305**

(58) **Field of Classification Search** D3/301–305,
D3/315; D9/425, 432–435, 456, 414, 760;
D6/436, 407, 396, 475–476, 525; D19/75–78;
229/100, 122; 206/216, 218

See application file for complete search history.

D539,036 S	3/2007	Potts et al.	D3/311
D542,532 S	5/2007	Kopenhaver et al.	D3/305
D547,064 S *	7/2007	Snell	D3/304
D548,155 S	8/2007	Eskandry	D12/191
D550,962 S	9/2007	Eskandry	D3/305
D550,963 S	9/2007	Eskandry	D3/307
D554,570 S	11/2007	Eskandry	D12/191
D600,446 S *	9/2009	Bonatz	D3/299
D610,352 S *	2/2010	Kellogg et al.	D3/305
D616,648 S *	6/2010	Logan	D3/299
D633,296 S *	3/2011	Potts et al.	D3/305
D635,772 S *	4/2011	Eskandry	D3/305
D636,601 S *	4/2011	Brown et al.	D3/304

* cited by examiner

Primary Examiner — Elizabeth Albert

Assistant Examiner — Kelley A Donnelly

(74) *Attorney, Agent, or Firm* — Robert C. Kain, Jr.

(57) **CLAIM**

I claim the ornamental design for a collapsible accessory basket, as shown and described.

(56) **References Cited**

U.S. PATENT DOCUMENTS

2,778,560 A *	1/1957	Pfeiffer	220/9.2
2,958,357 A	11/1960	Vorgan	369/176
3,233,644 A *	2/1966	Bono	220/9.1
5,009,189 A	4/1991	Neff	119/200
D369,998 S	5/1996	Eskandry	D12/191
D417,079 S	11/1999	Heltzel	D3/315
D431,510 S	10/2000	Eskandry	D12/191
D444,749 S	7/2001	Eskandry	D12/191
D465,649 S	11/2002	Sharples	D3/279
D511,091 S	11/2005	Liwag	D9/418
D525,760 S *	7/2006	Kissell	D34/38
D525,790 S	8/2006	Heroux	D3/301
D534,844 S	1/2007	Eskandry	D12/177
D535,103 S	1/2007	Fischer et al.	D3/315

DESCRIPTION

FIG. 1 is perspective view of the collapsible accessory basket wherein the dashed lines depict stitching.

FIG. 2 is a top view of the basket.

FIG. 3 is a bottom view of the basket.

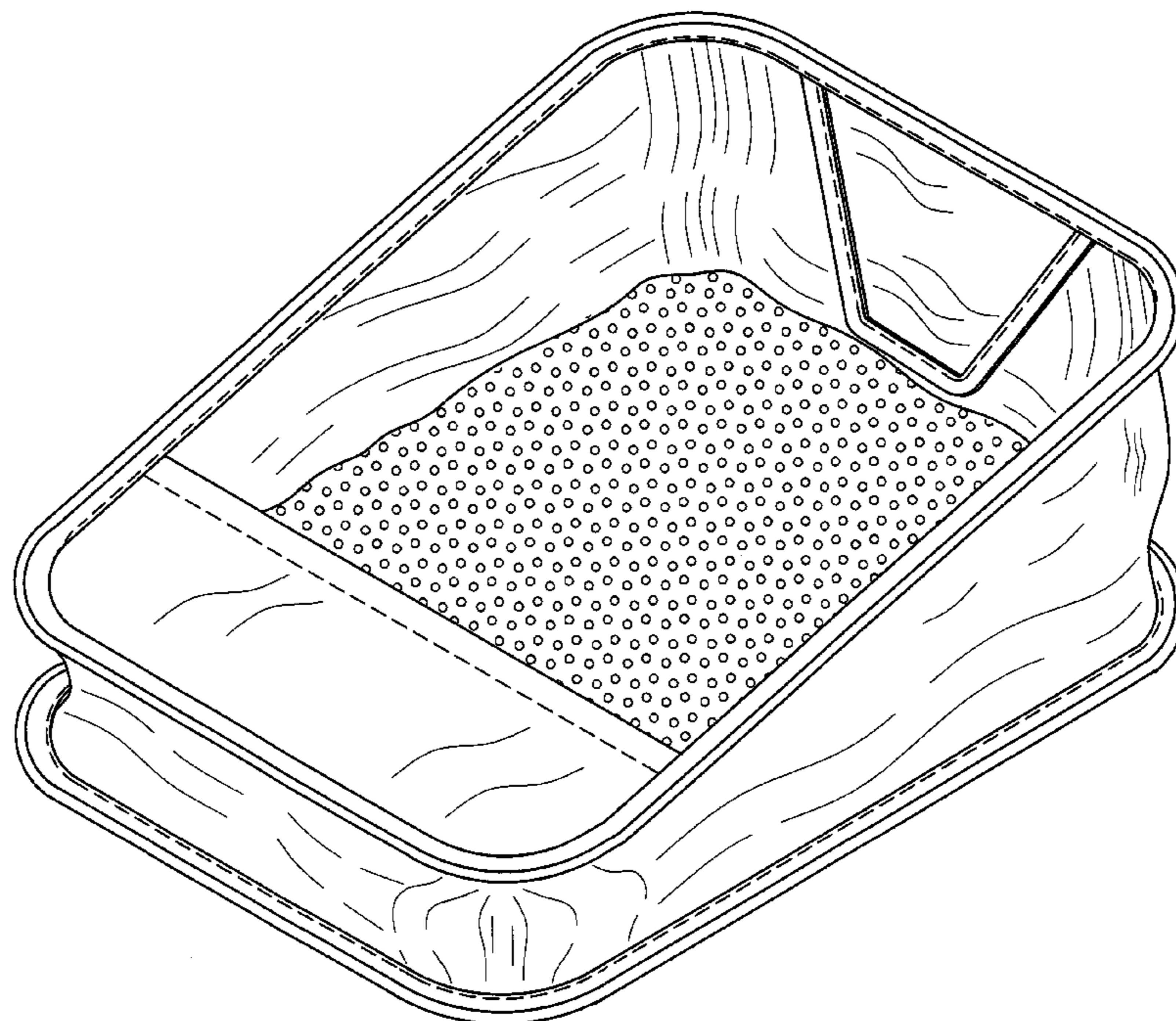
FIG. 4 is a right side view of the basket (the left side view being a mirror image of the right side view).

FIG. 5 is a front elevational view of the basket; and,

FIG. 6 is a rear elevational view of the basket.

The broken lines in FIGS. 1-6 show stitching. The circular features illustrated in FIGS. 1, 2, and 3 represent a type of surface pattern.

1 Claim, 6 Drawing Sheets



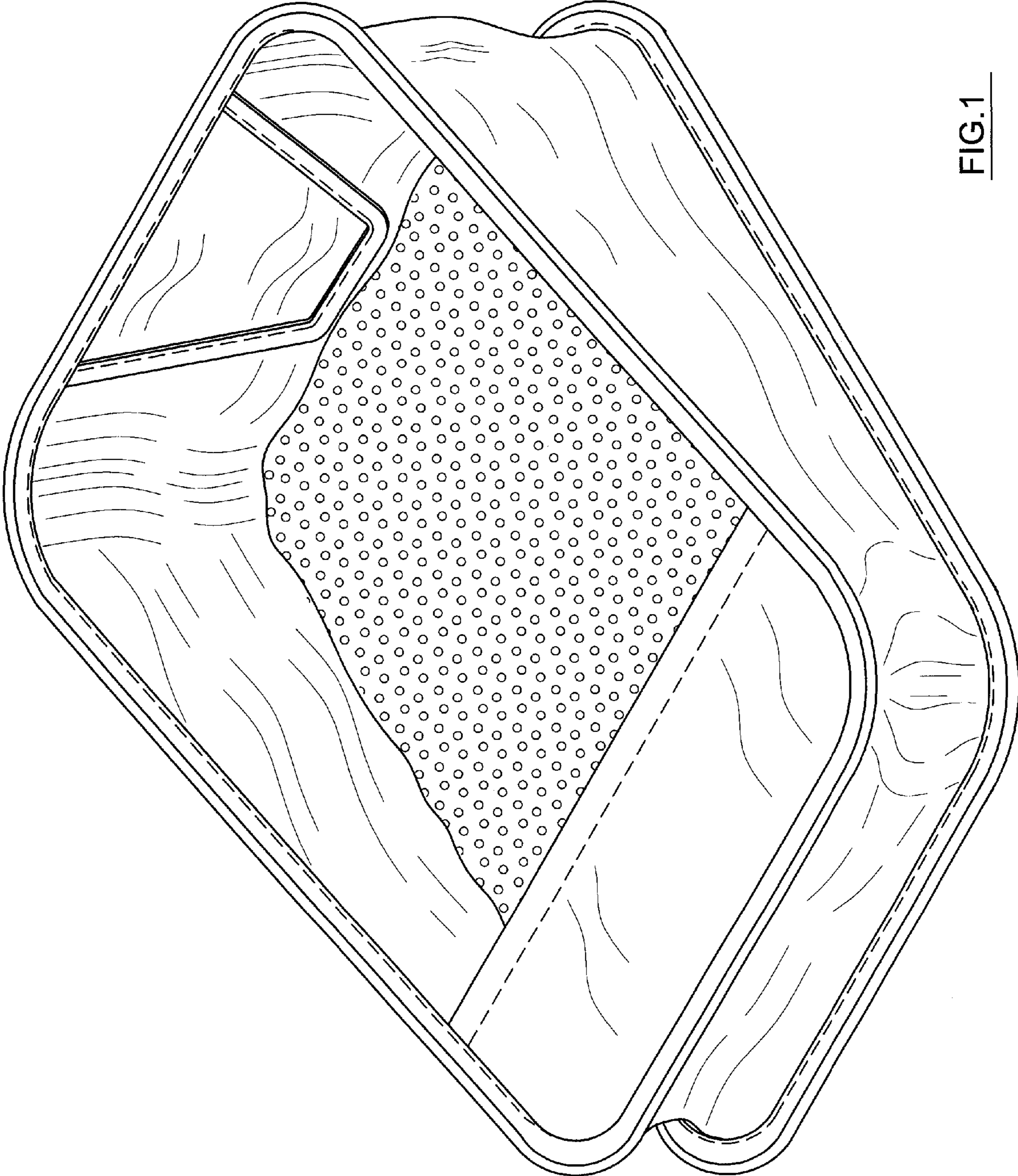


FIG.1

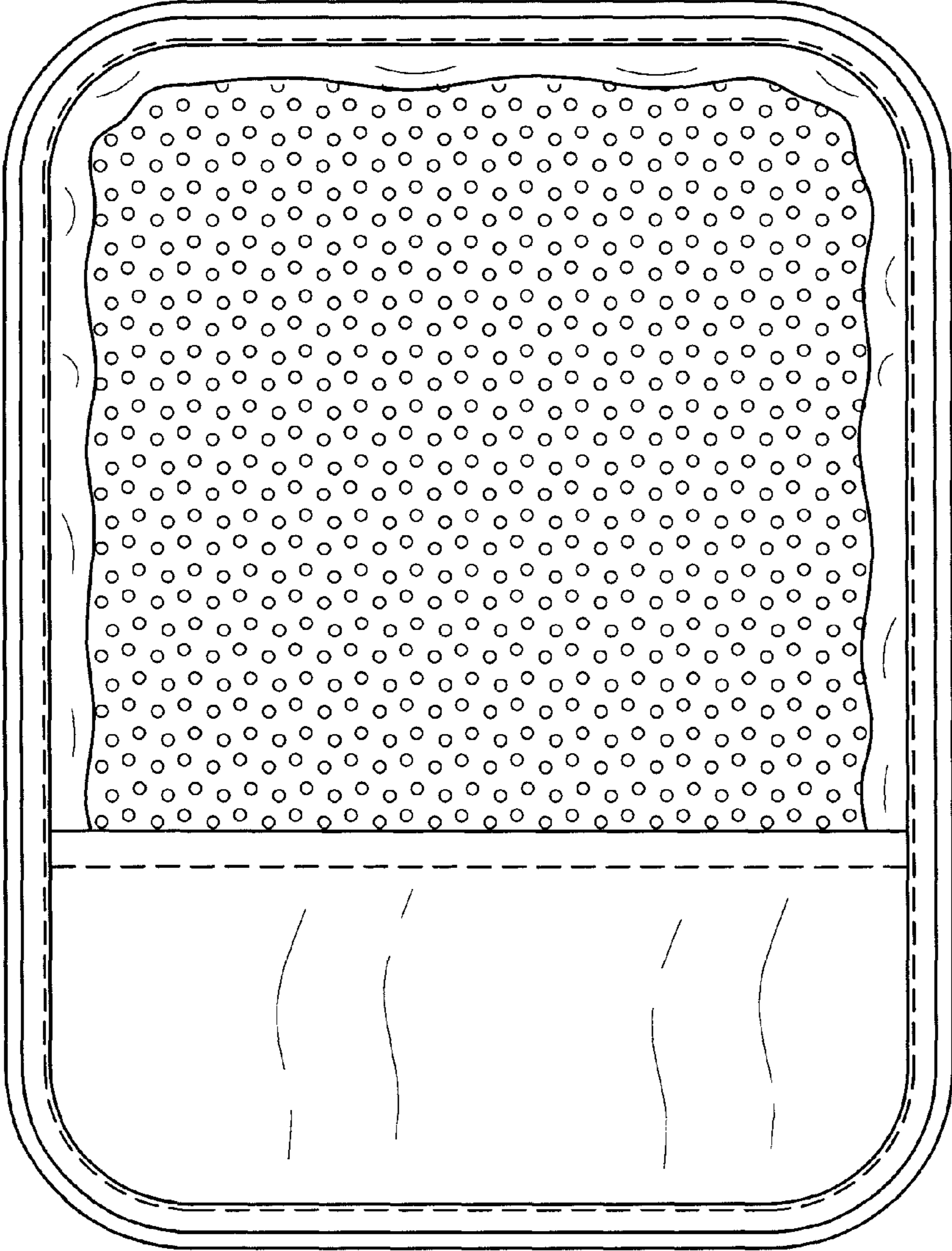


FIG.2




FIG.3

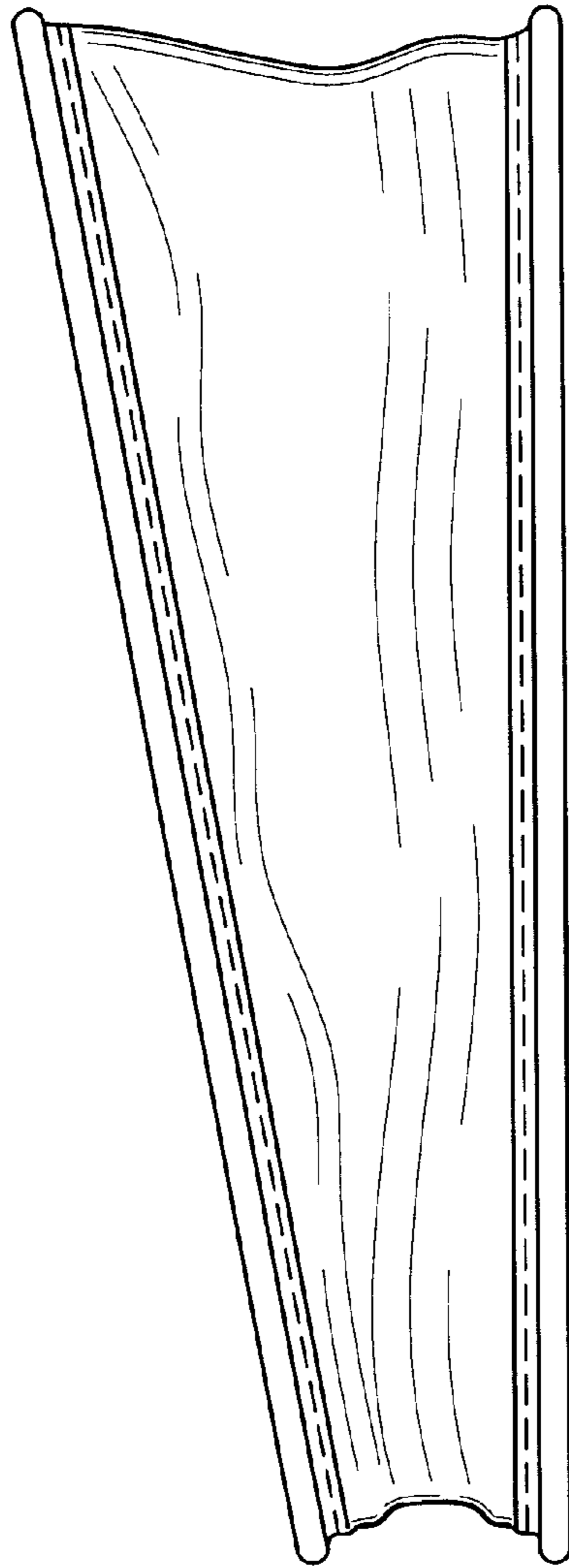


FIG.4

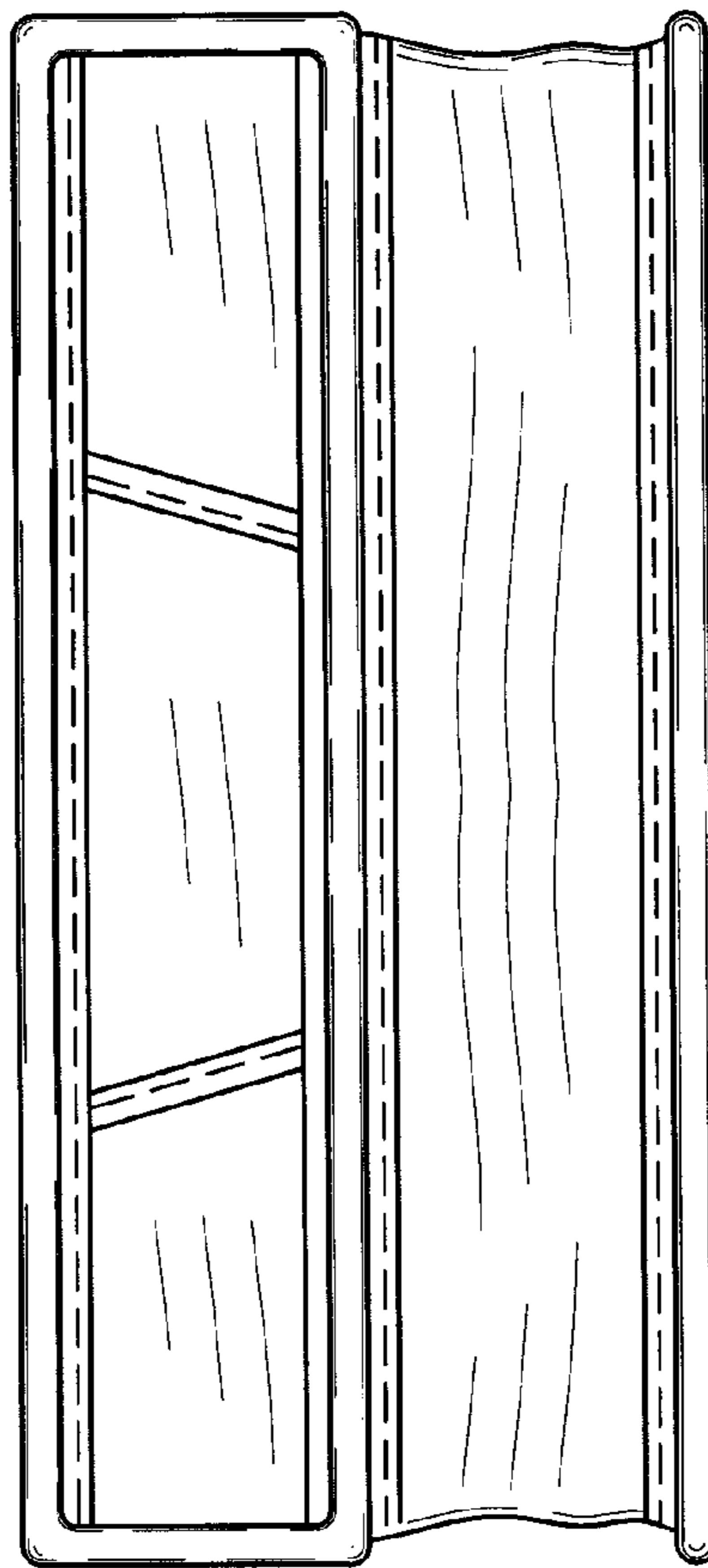


FIG.5

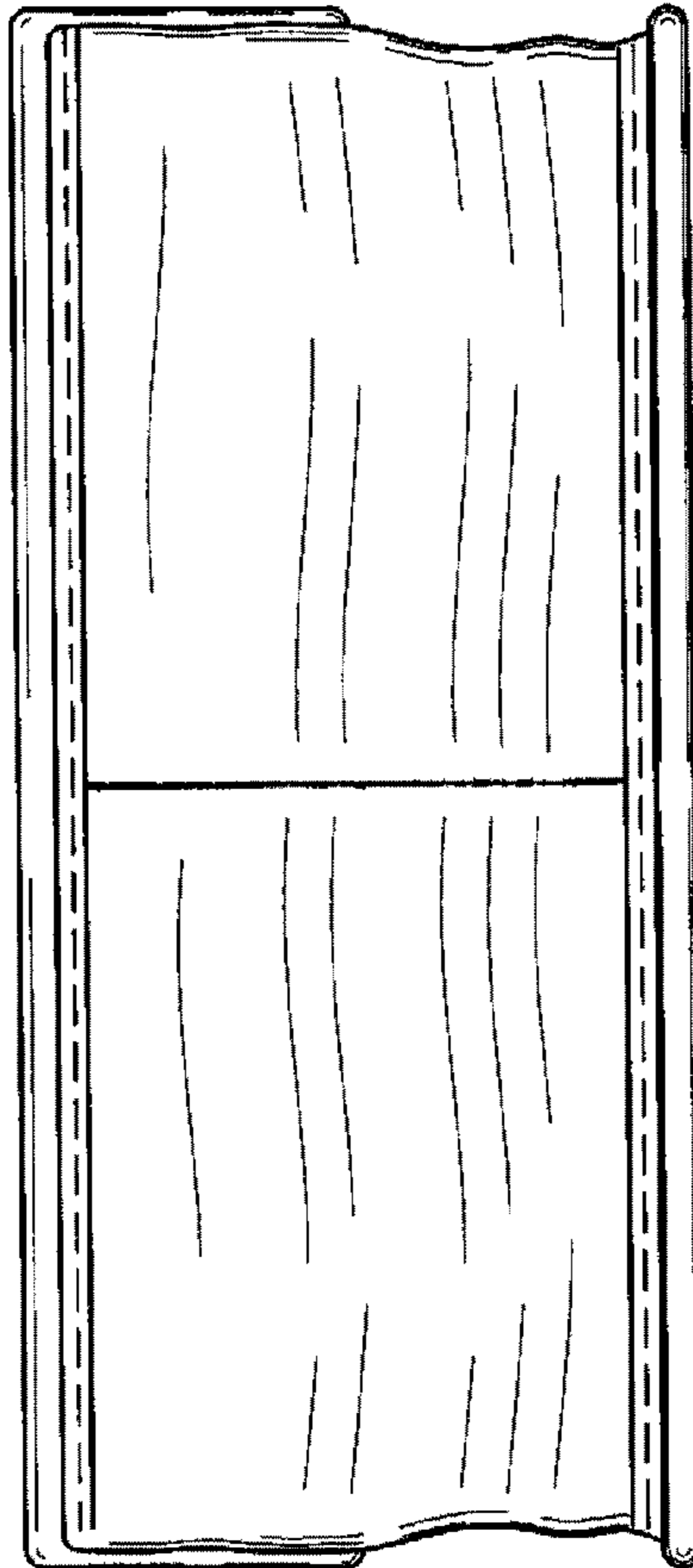


FIG.6