



US00D644830S

(12) **United States Design Patent**
Jones

(10) **Patent No.:** **US D644,830 S**

(45) **Date of Patent:** **** Sep. 13, 2011**

(54) **WALKING CANE**

(76) Inventor: **Ellis Jones**, DeRidder, LA (US)

(**) Term: **14 Years**

(21) Appl. No.: **29/361,690**

(22) Filed: **May 13, 2010**

Related U.S. Application Data

(63) Continuation-in-part of application No. 29/330,606, filed on Jan. 9, 2009, now Pat. No. Des. 624,303.

(51) **LOC (9) Cl.** **03-03**

(52) **U.S. Cl.** **D3/7**

(58) **Field of Classification Search** D3/3-17;
D12/130, 133; 135/65-73, 76-85
See application file for complete search history.

(56) **References Cited**

U.S. PATENT DOCUMENTS

D33,206 S *	9/1900	Stocker	D3/5
D73,948 S *	11/1927	Soriente	D3/7
D209,997 S *	1/1968	Valez, Jr.	D3/7
D262,413 S *	12/1981	Boehm	D3/7
4,314,575 A *	2/1982	Kuo	135/66
D297,887 S *	10/1988	Hattersley	D3/7

D324,944 S *	3/1992	Stupak	D3/7
D330,280 S *	10/1992	Glassman	D3/7
D345,461 S *	3/1994	Hickey	D3/7
D450,440 S *	11/2001	Clarke et al.	D3/6
D473,707 S *	4/2003	Lee	D3/7

* cited by examiner

Primary Examiner — Celia Murphy

Assistant Examiner — John Windmuller

(74) *Attorney, Agent, or Firm* — QuickPatents, Inc.; Kevin Prince

(57) **CLAIM**

What is claimed is the ornamental design for a walking cane, as shown and described.

DESCRIPTION

FIG. 1 is a perspective view of a walking cane, showing the new design;

FIG. 2 is a front elevational view thereof;

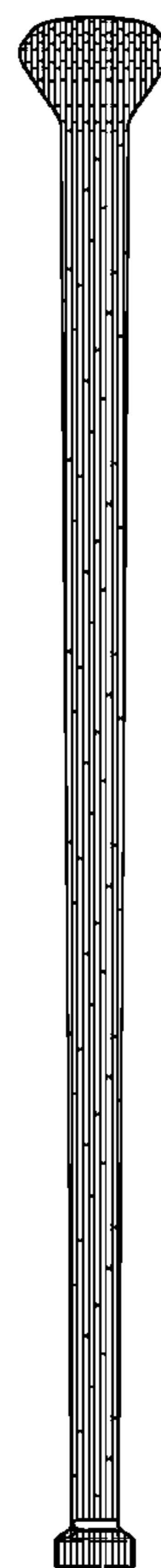
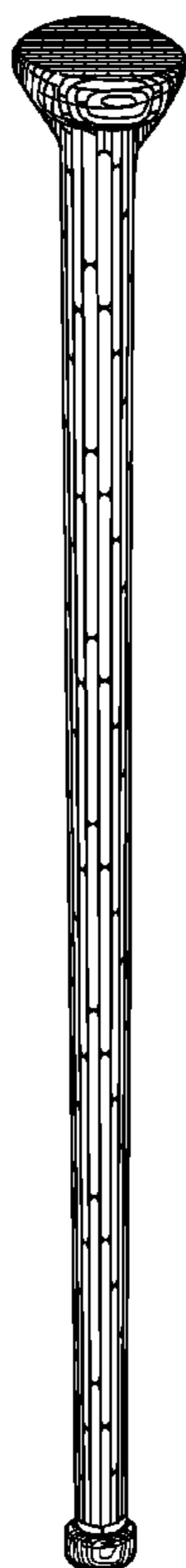
FIG. 3 is a left-side elevational view thereof, the right-side elevational view being a mirror image thereof;

FIG. 4 is a rear elevational view thereof;

FIG. 5 is a top plan view thereof; and,

FIG. 6 is a bottom plan view thereof.

1 Claim, 2 Drawing Sheets



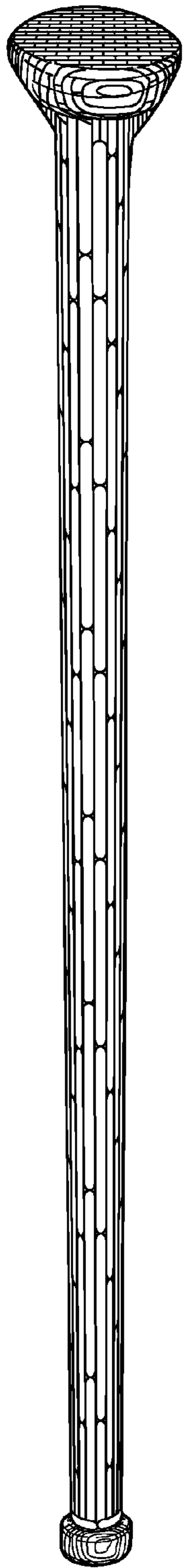


FIG. 1

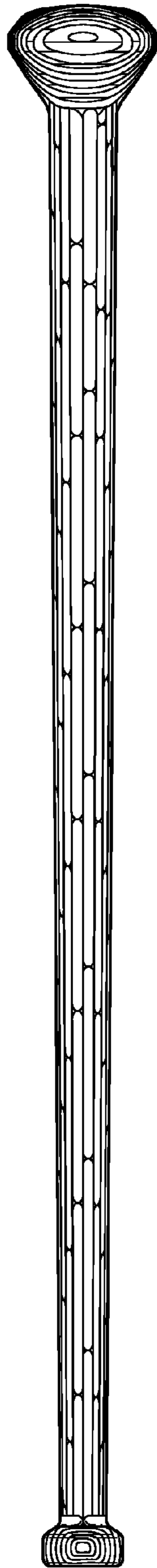


FIG. 2

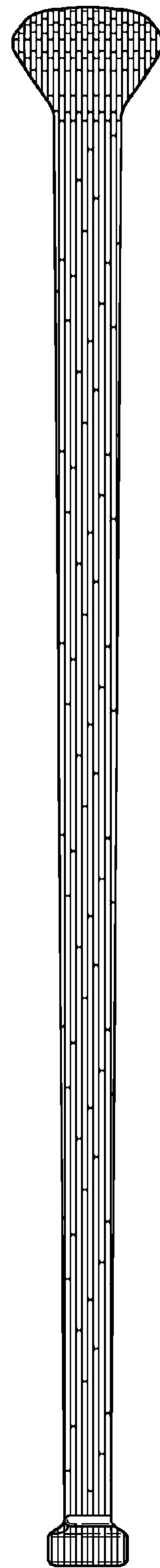


FIG. 3

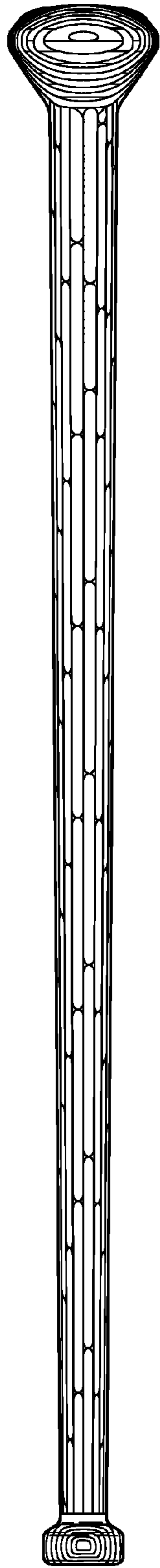


FIG. 4




FIG. 5




FIG. 6