



US00D644826S

(12) **United States Design Patent**
Portzline

(10) **Patent No.:** **US D644,826 S**

(45) **Date of Patent:** **** Sep. 13, 2011**

(54) **SHOE OUTSOLE**

(75) Inventor: **William Scott Portzline**, Portland, OR (US)

(73) Assignee: **Columbia Sportswear North America, Inc.**, Portland, OR (US)

(**) Term: **14 Years**

(21) Appl. No.: **29/338,123**

(22) Filed: **Jun. 4, 2009**

(51) **LOC (9) Cl.** **02-04**

(52) **U.S. Cl.** **D2/959; D2/951**

(58) **Field of Classification Search** D2/902, D2/906, 908, 916, 918, 925, 946, 947, 951-954, D2/956-962, 977; 36/3 B, 22 R, 24.5, 25 R, 36/28, 32 R, 34 R, 59 C, 67 A, 103

See application file for complete search history.

(56) **References Cited**

U.S. PATENT DOCUMENTS

4,375,728	A *	3/1983	Dassler	36/32 R
D280,950	S *	10/1985	Austin et al.	D2/957
D294,655	S *	3/1988	Heyes	D2/954
D420,786	S *	2/2000	Ramer et al.	D2/952
D427,757	S *	7/2000	Ruth	D2/957
D447,855	S *	9/2001	Bramani	D2/957
D456,982	S *	5/2002	Rogers	D2/957
D477,129	S *	7/2003	Ramer	D2/952
D490,596	S *	6/2004	Belley et al.	D2/957

D503,522	S *	4/2005	Schoenborn et al.	D2/952
D524,520	S *	7/2006	Marvin	D2/954
D528,751	S *	9/2006	Pawlus	D2/953
D557,484	S *	12/2007	McClaskie	D2/959
D574,584	S *	8/2008	Earle	D2/957
D580,637	S *	11/2008	Winjum	D2/951
D591,035	S *	4/2009	Belley et al.	D2/952
D615,740	S *	5/2010	Banik et al.	D2/956
D616,639	S *	6/2010	Larregain et al.	D2/957
2006/0283047	A1 *	12/2006	Schoenborn et al.	36/28

* cited by examiner

Primary Examiner — T. Chase Nelson

(74) *Attorney, Agent, or Firm* — Schwabe, Williamson & Wyatt, P.C.

(57) **CLAIM**

I claim the ornamental design for a shoe outsole, as shown and described.

DESCRIPTION

FIG. 1 is a front elevational view of a shoe outsole showing the claimed design;

FIG. 2 is a left front perspective view of the claimed design shown in an alternate broken line environment;

FIG. 3 is a right rear perspective view of the design as shown in FIG. 2; and,

FIG. 4 is a front elevational view of the design as shown in FIG. 2.

Throughout the views, the broken lines depict environmental structure that forms no part of the claimed design.

1 Claim, 2 Drawing Sheets

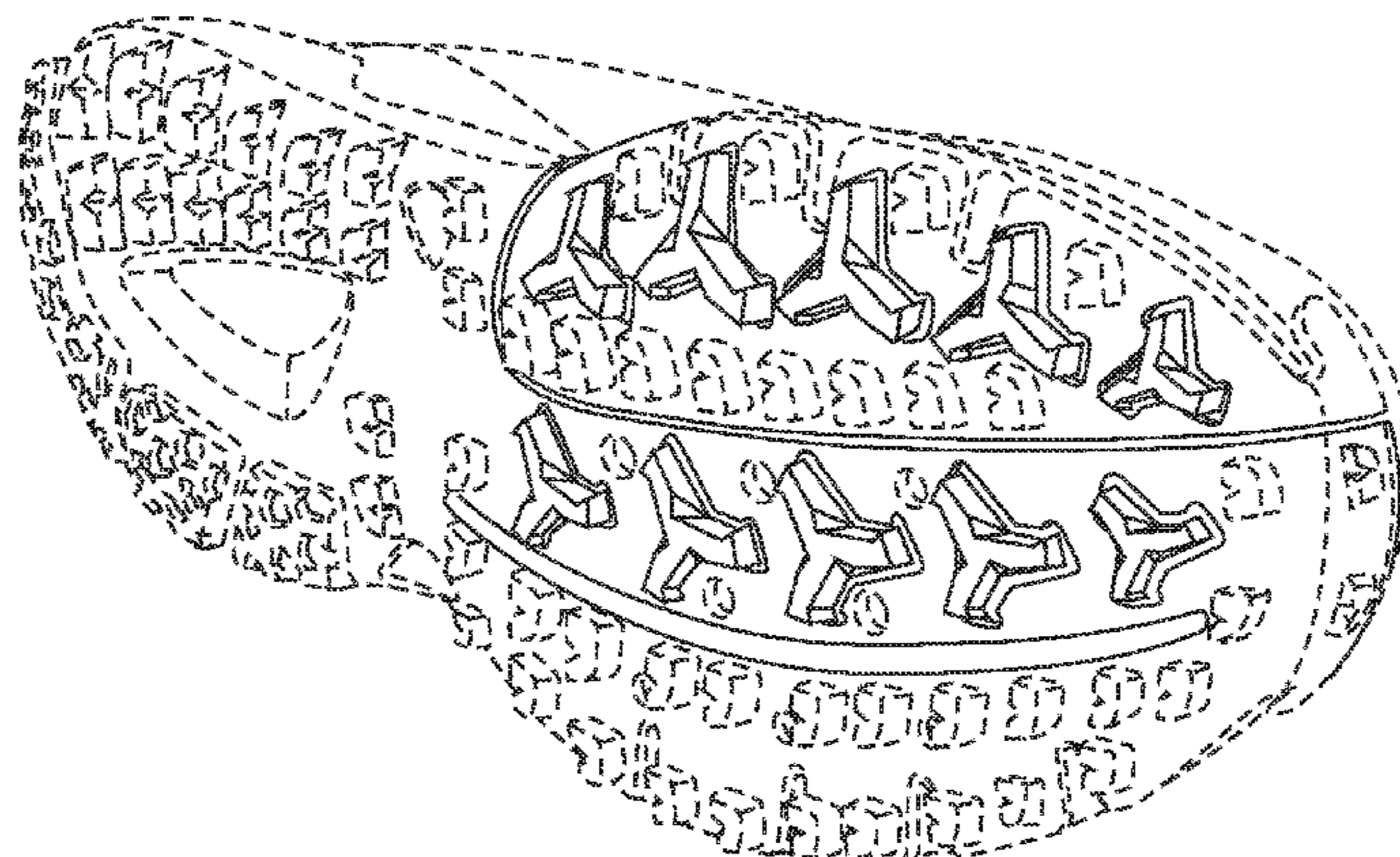



FIGURE 1

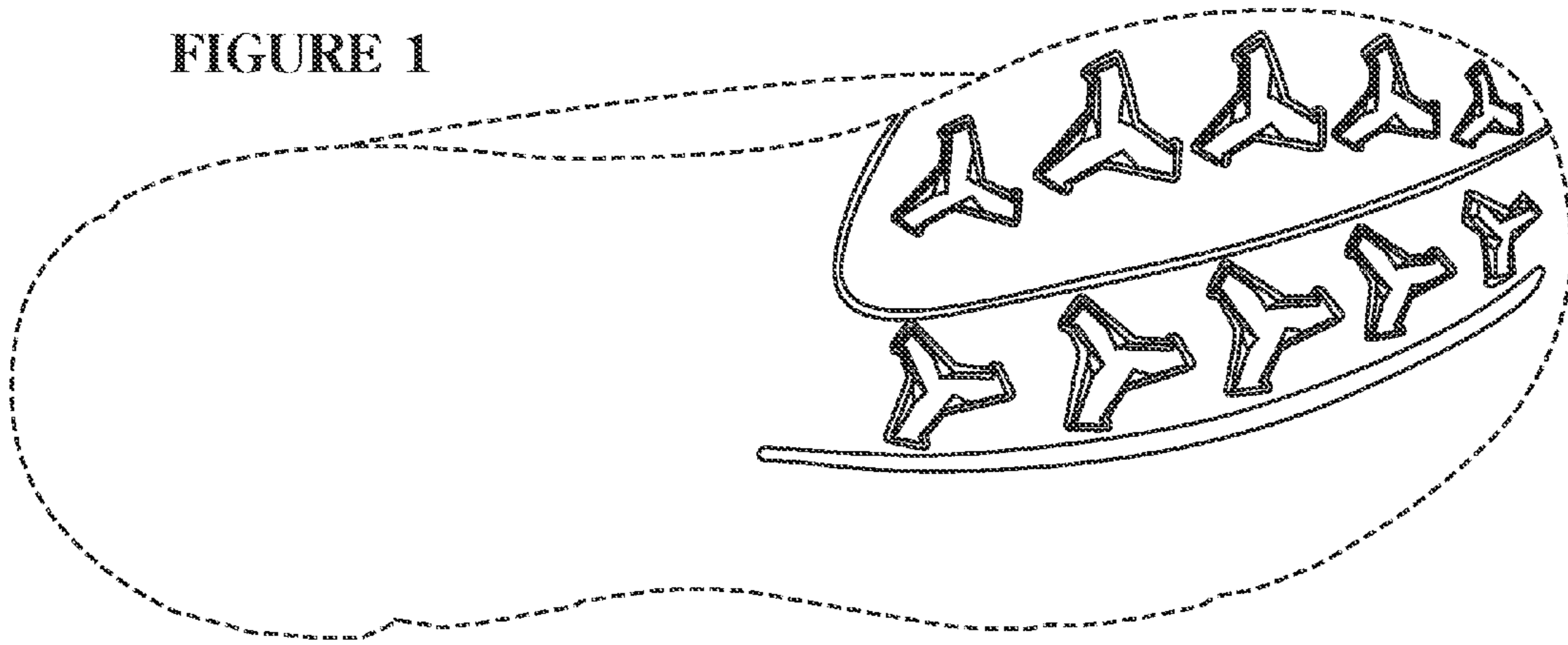
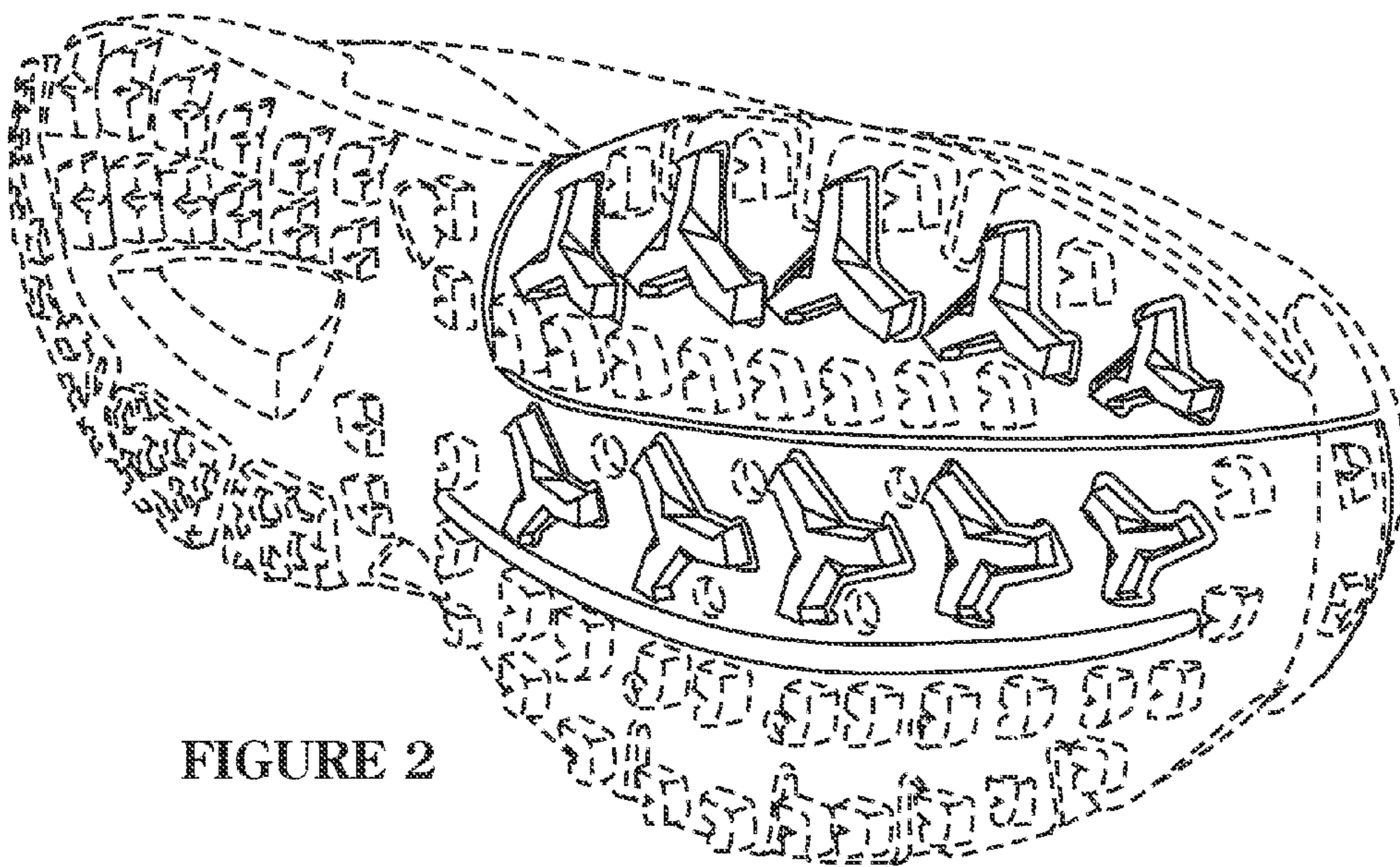


FIGURE 2



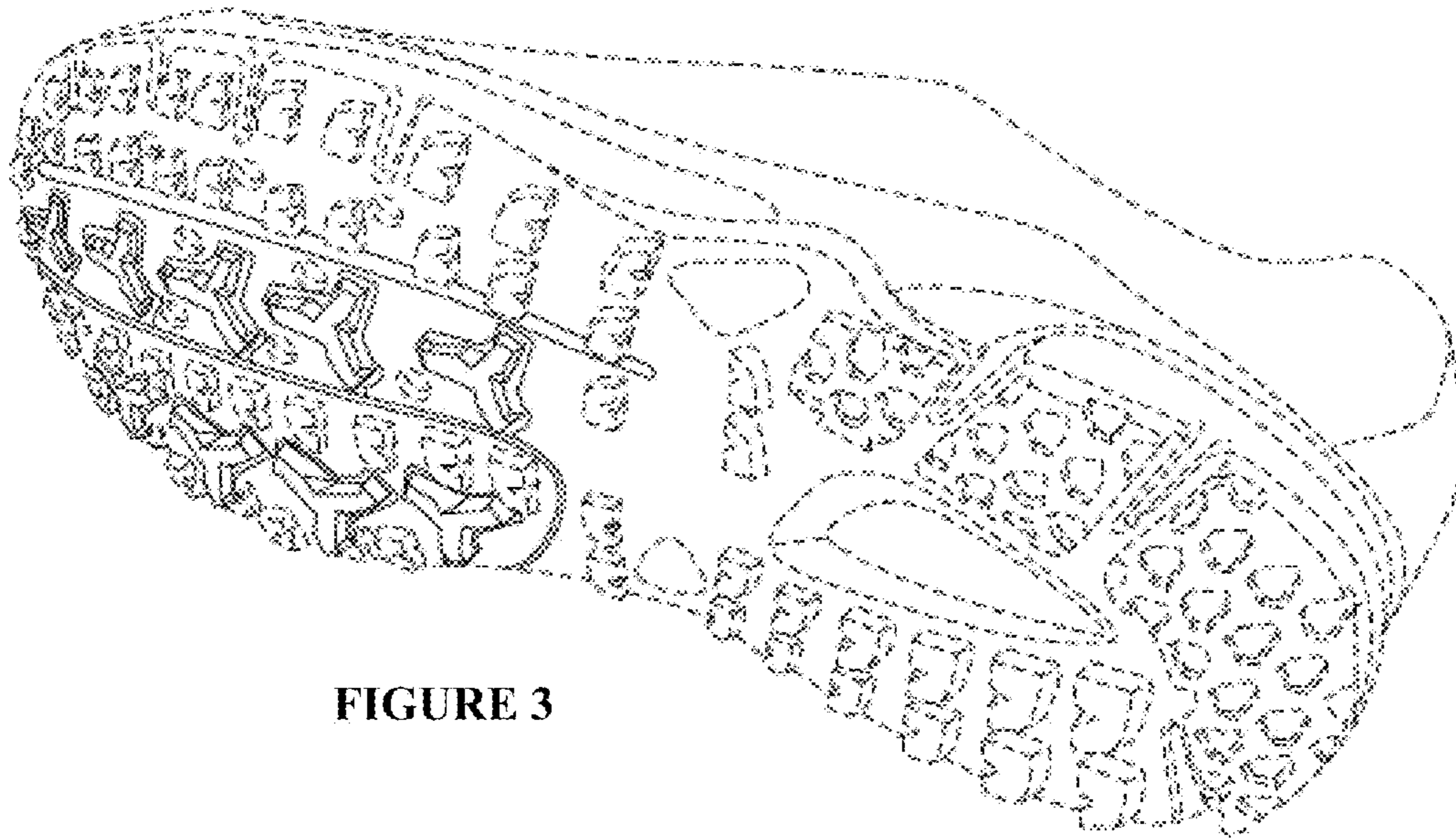


FIGURE 3

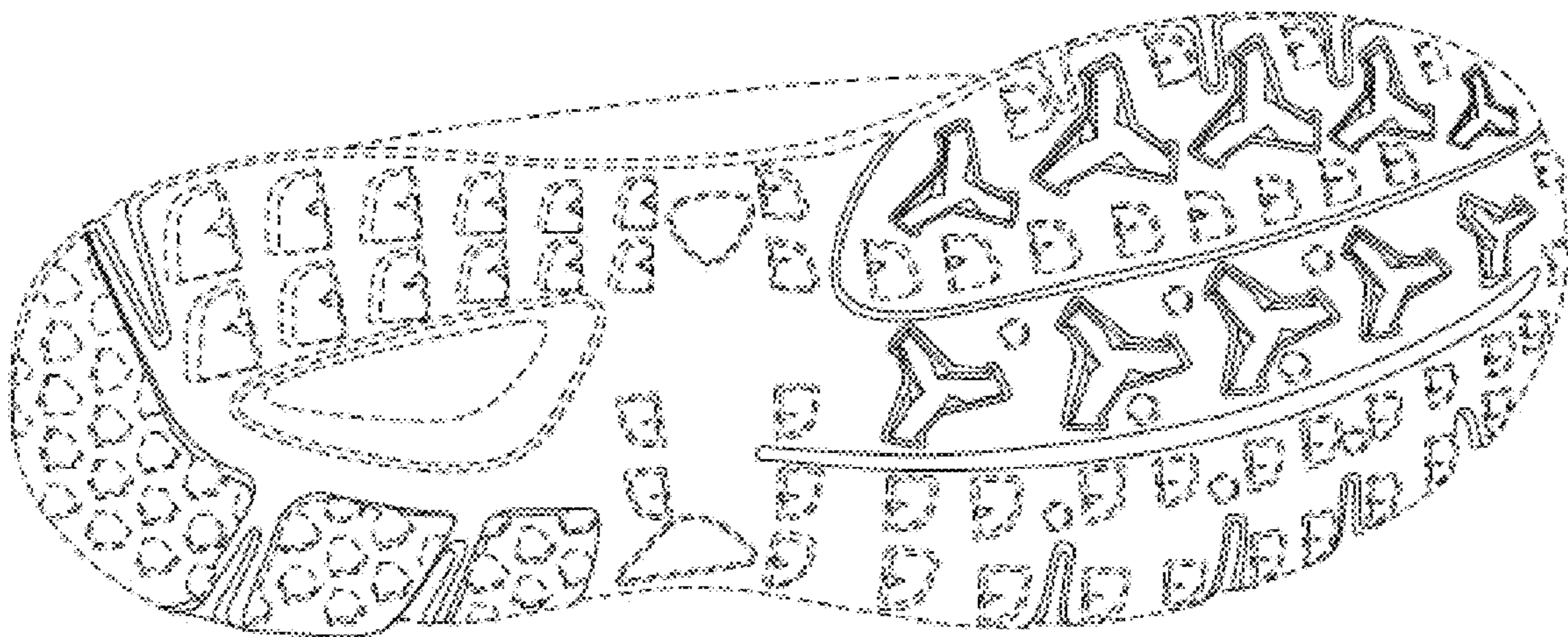


FIGURE 4