



US00D644814S

(12) **United States Design Patent**
Clarke

(10) **Patent No.:** **US D644,814 S**

(45) **Date of Patent:** **** Sep. 6, 2011**

(54) **MAIL PARCEL BIN FOR A DOOR**

(76) Inventor: **Margaret Clarke**, Brooklyn, NY (US)

(**) Term: **14 Years**

(21) Appl. No.: **29/384,193**

(22) Filed: **Jan. 27, 2011**

(51) **LOC (9) Cl.** **99-00**

(52) **U.S. Cl.** **D99/33**

(58) **Field of Classification Search** D99/28-33,
D99/43; 232/17, 19, 20, 21, 22, 27, 30, 31,
232/45, 49; 312/100, 101; D20/42; D6/553,
D6/567; D19/65, 75, 86, 90, 81, 99, 100;
211/13.1, 71.01, 86.01; 206/320, 461; D3/201,
D3/215, 303, 304

See application file for complete search history.

(56) **References Cited**

U.S. PATENT DOCUMENTS

D25,400	S	*	4/1896	Hadley	D99/33
D27,017	S	*	5/1897	Weller	D99/33
1,738,821	A	*	12/1929	Gibson	211/88.01
D148,958	S	*	3/1948	Robinette	D99/33
D154,470	S	*	7/1949	Gieseler	D99/33
2,578,691	A	*	12/1951	Gieseler	232/38
D166,748	S	*	5/1952	Gosweiler	D99/33
D176,539	S	*	1/1956	Levine	D99/33
D183,941	S	*	11/1958	Masso	D99/33
D183,942	S	*	11/1958	Masso	D99/33
2,860,830	A	*	11/1958	Mrenza	232/17
D189,169	S	*	11/1960	Blumenthal	D99/33
D220,092	S	*	3/1971	Francis	D25/35
3,749,302	A	*	7/1973	White	232/19
3,813,029	A	*	5/1974	Ostrom	232/17

D238,433	S	*	1/1976	Johnson	D99/29
4,955,488	A	*	9/1990	Nicoll	211/88.01
5,016,760	A	*	5/1991	Mayo	211/55
D345,040	S	*	3/1994	Hollins	D99/33
5,344,030	A	*	9/1994	Evenson	211/55
5,522,540	A	*	6/1996	Surman	232/17
5,624,071	A	*	4/1997	Sosan	232/17
D396,063	S	*	7/1998	Elmer et al.	D19/75
D400,588	S	*	11/1998	Elmer et al.	D19/75
5,845,843	A	*	12/1998	Kuller	232/38
D410,850	S	*	6/1999	Lio	D99/33
D437,354	S	*	2/2001	Andujar	D19/90
D450,170	S	*	11/2001	Gaines et al.	D99/33
D498,264	S	*	11/2004	Chen et al.	D19/90
D548,282	S	*	8/2007	Chen et al.	D19/90

* cited by examiner

Primary Examiner — Elizabeth J Oswecki

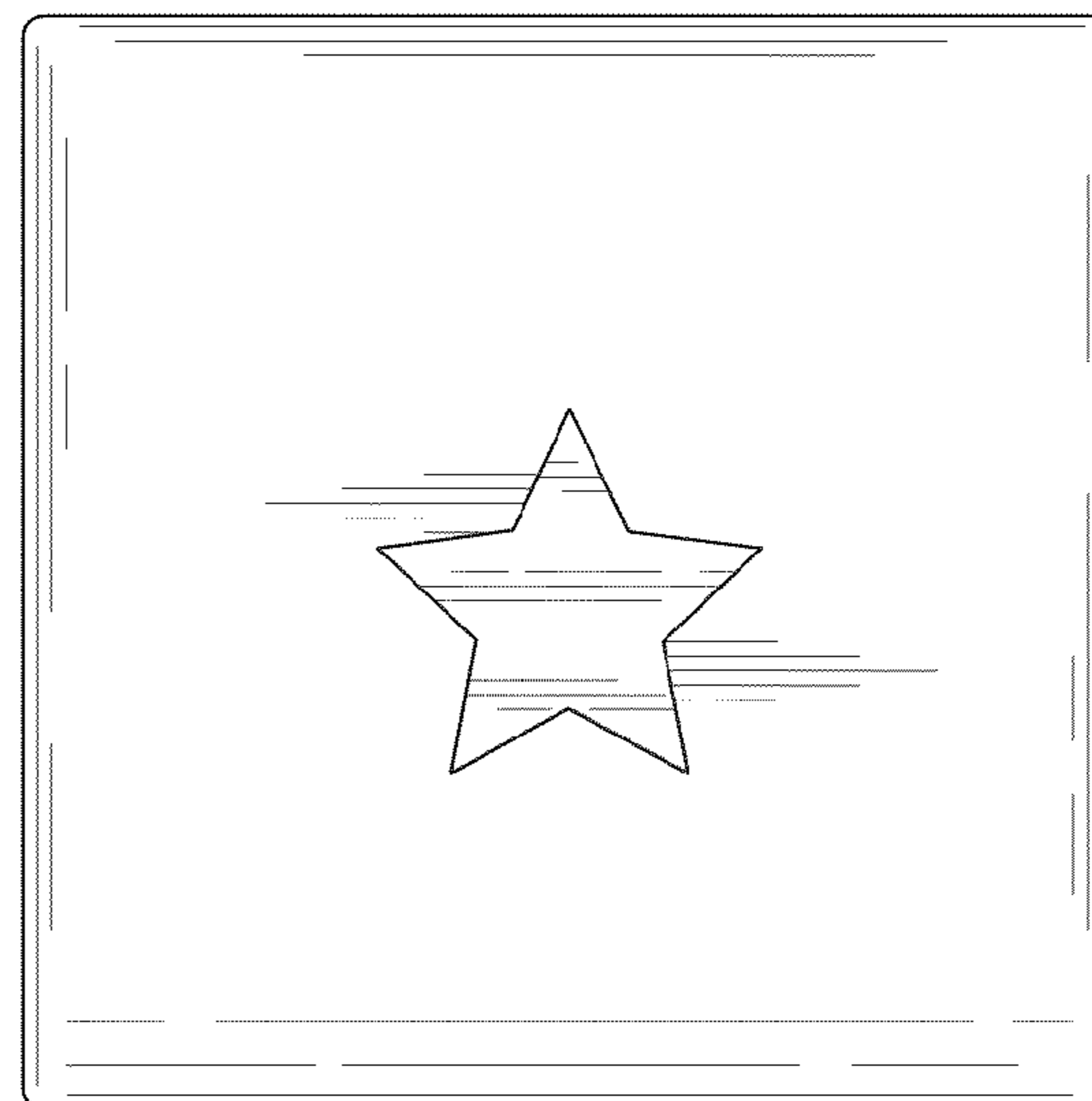

(57) **CLAIM**

The ornamental design for a mail parcel bin for a door, as shown and described.

DESCRIPTION

FIG. 1 is a top plan view of a mail parcel bin for a door showing my new design;
FIG. 2 is a right side view thereof;
FIG. 3 is a left side view thereof;
FIG. 4 is a rear view thereof;
FIG. 5 is a front view thereof; and,
FIG. 6 is a perspective view thereof wherein the mail parcel bin is engaged with a door in a used condition.
The broken lines showing of parts of the drawings is included for the purpose of illustrating use and environment and forms no part of the claimed design.

1 Claim, 2 Drawing Sheets






FIG. 1

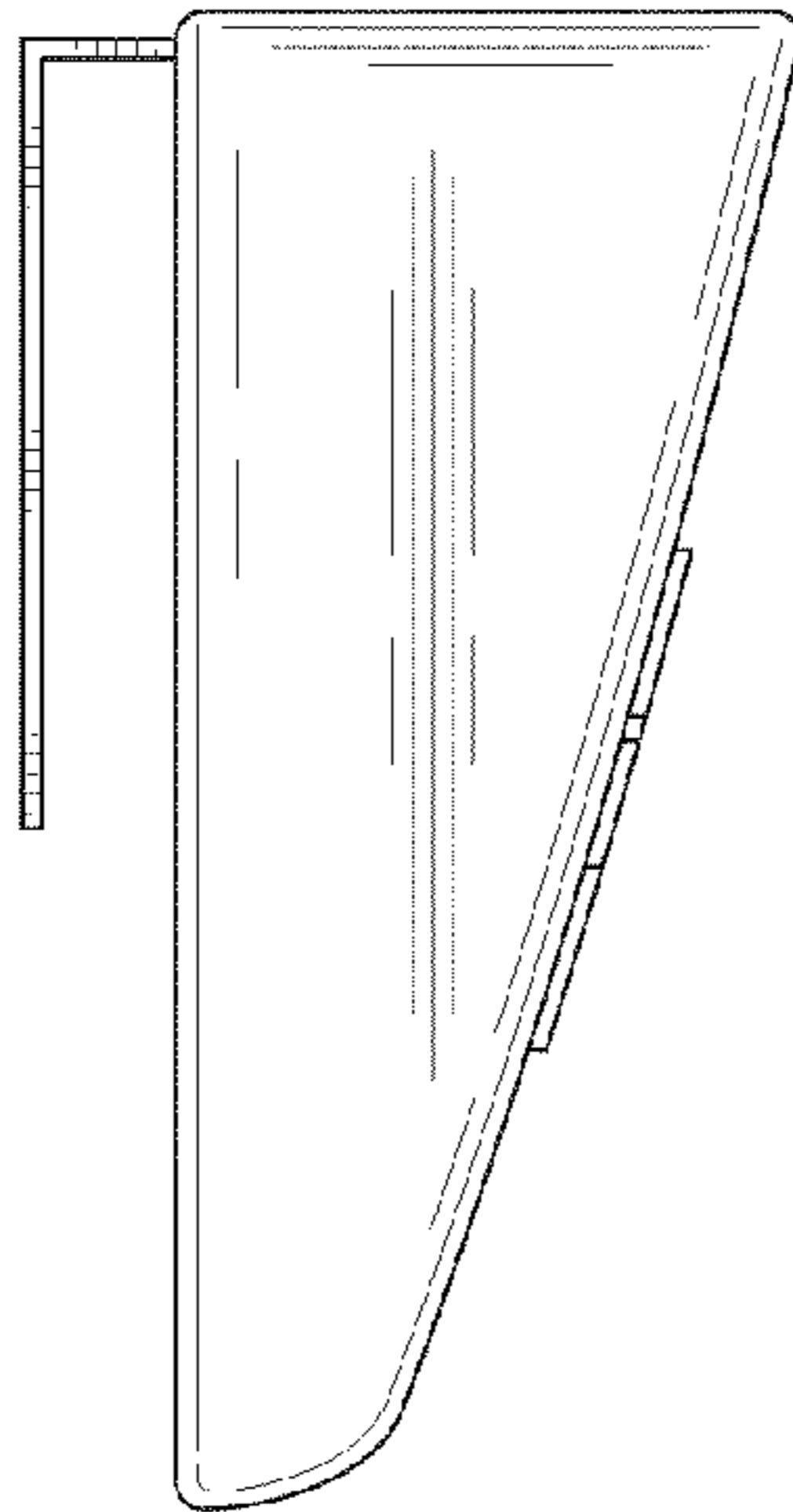


FIG. 2

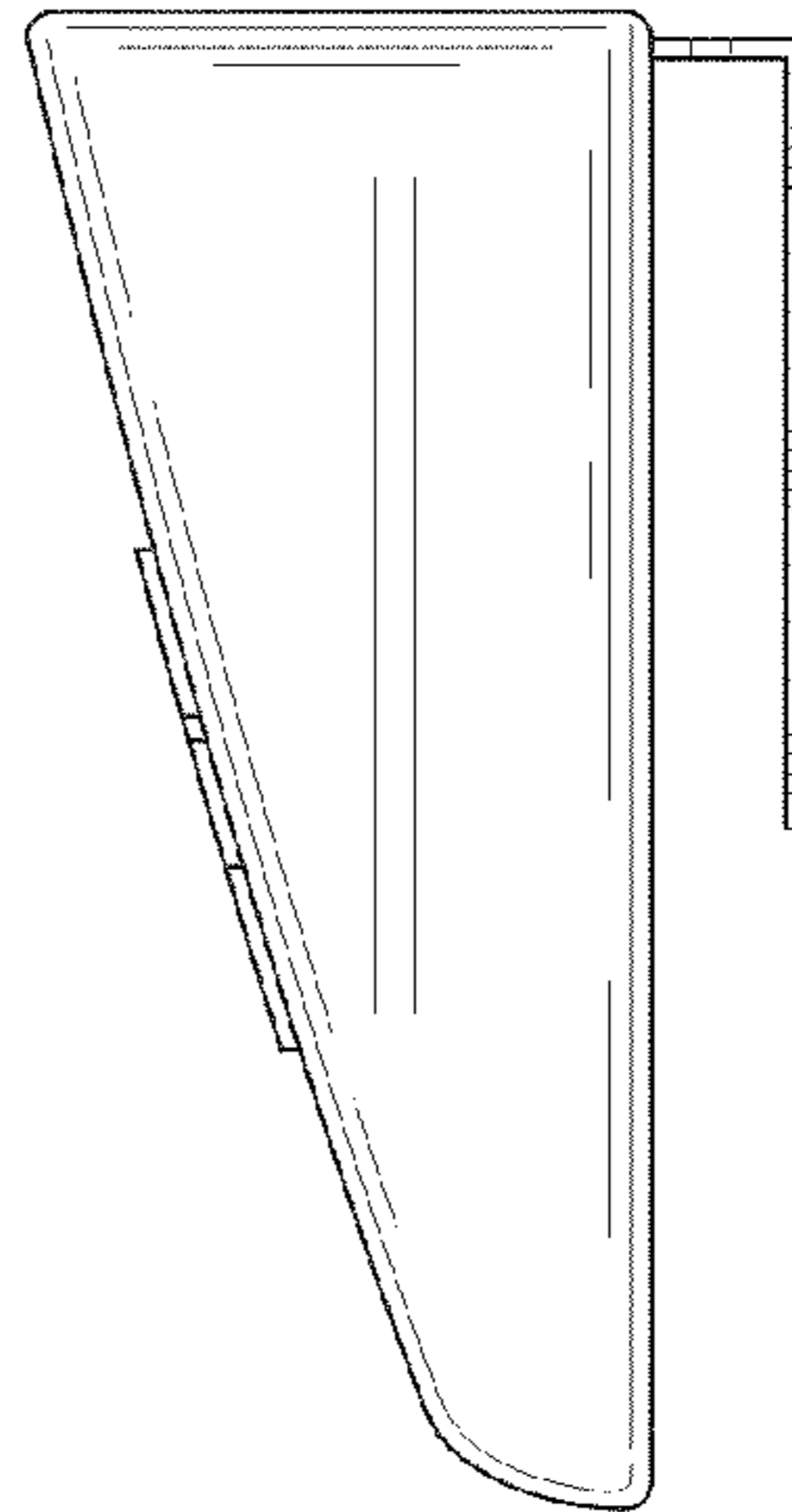


FIG. 3




FIG. 4




FIG. 5




FIG. 6