



US00D644797S

(12) **United States Design Patent**
Haaf

(10) **Patent No.:** **US D644,797 S**

(45) **Date of Patent:** **** Sep. 6, 2011**

(54) **CAT SCRATCHER**

(75) Inventor: **David Haaf**, San Rafael, CA (US)

(73) Assignee: **Worldwise, Inc.**, San Rafael, CA (US)

(**) Term: **14 Years**

(21) Appl. No.: **29/376,815**

(22) Filed: **Oct. 12, 2010**

(51) **LOC (9) Cl.** **30-99**

(52) **U.S. Cl.** **D30/160**

(58) **Field of Classification Search** D30/118-119,
D30/158, 160; 119/28.5, 706
See application file for complete search history.

(56) **References Cited**

U.S. PATENT DOCUMENTS

3,085,551	A *	4/1963	Helmer	119/706
4,539,936	A *	9/1985	Majewski	D30/160
D344,613	S *	2/1994	Cromwell	D30/160
D555,299	S *	11/2007	Tsengas	D30/160
D563,059	S *	2/2008	Lamstein et al.	D30/160
7,958,851	B2 *	6/2011	Lamstein et al.	119/706

2010/0050953 A1* 3/2010 Fails, Jr. 119/706
* cited by examiner

Primary Examiner — Cathy A MacCormac

(74) *Attorney, Agent, or Firm* — Bay Area Technology Law Group PC

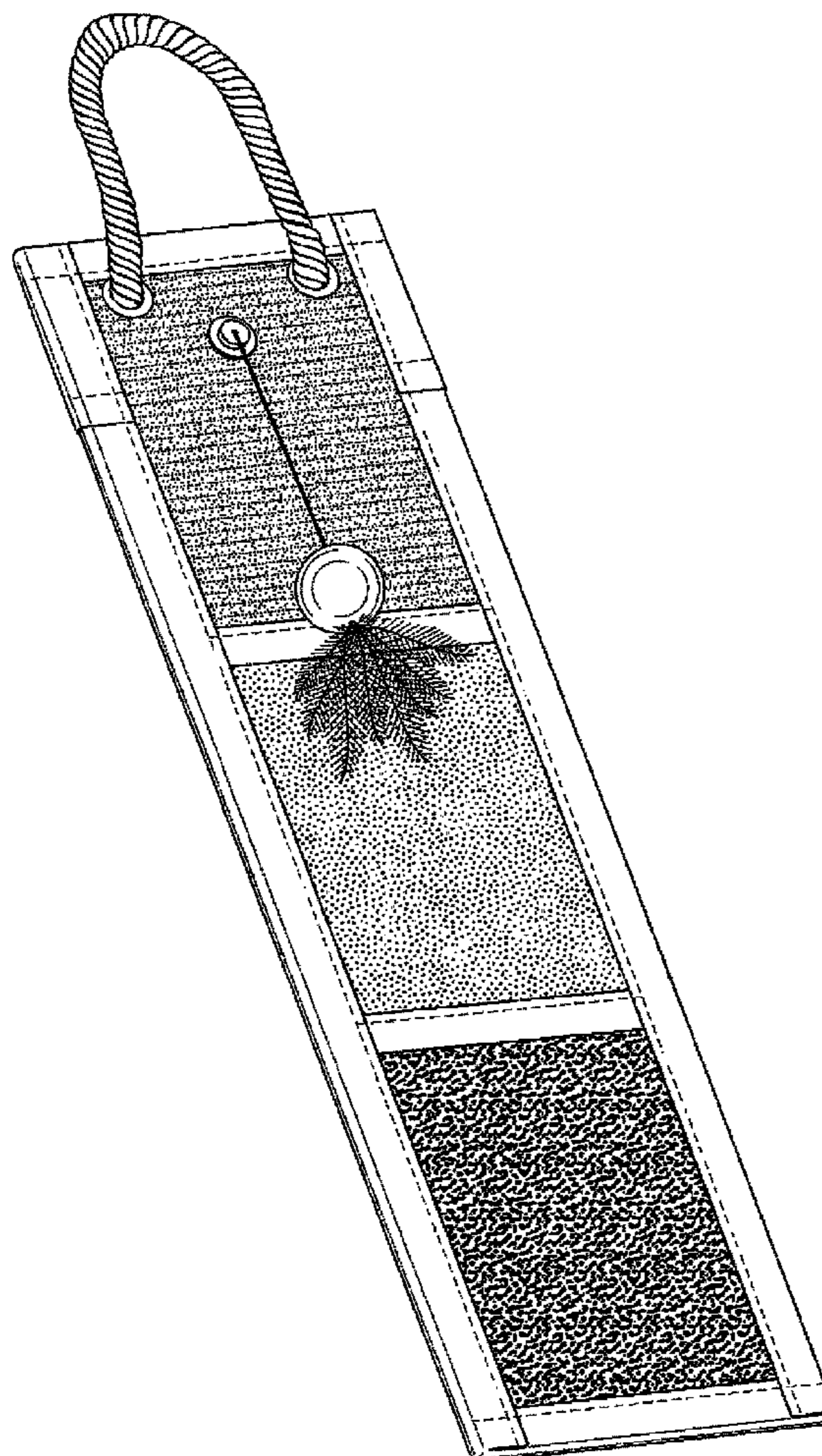
(57) **CLAIM**

The ornamental design for a cat scratcher, as shown and described.

DESCRIPTION

FIG. 1 is a perspective view of a cat scratcher showing my new design;
FIG. 2 is a front view of FIG. 1;
FIG. 3 is a rear view of FIG. 1;
FIG. 4 is a right side view of FIG. 1;
FIG. 5 is a left side view of FIG. 1;
FIG. 6 is a bottom plan view of FIG. 1; and,
FIG. 7 is a top plan view of FIG. 1.
The broken lines on FIGS. 1-7 indicate stitching and form part of the claimed design.

1 Claim, 3 Drawing Sheets



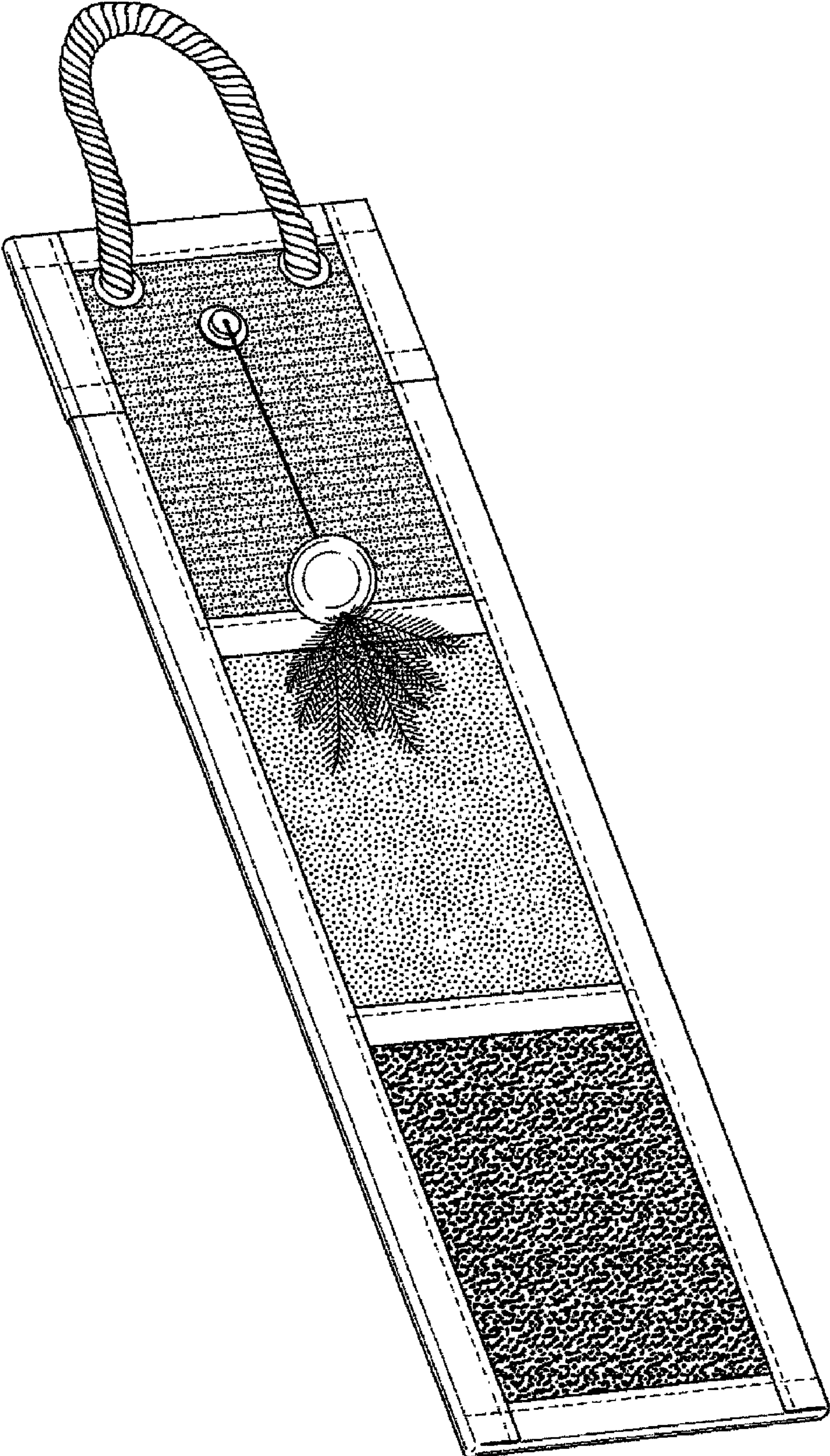


FIG. 1




FIG. 2




FIG. 3




FIG. 4




FIG. 5




FIG. 6

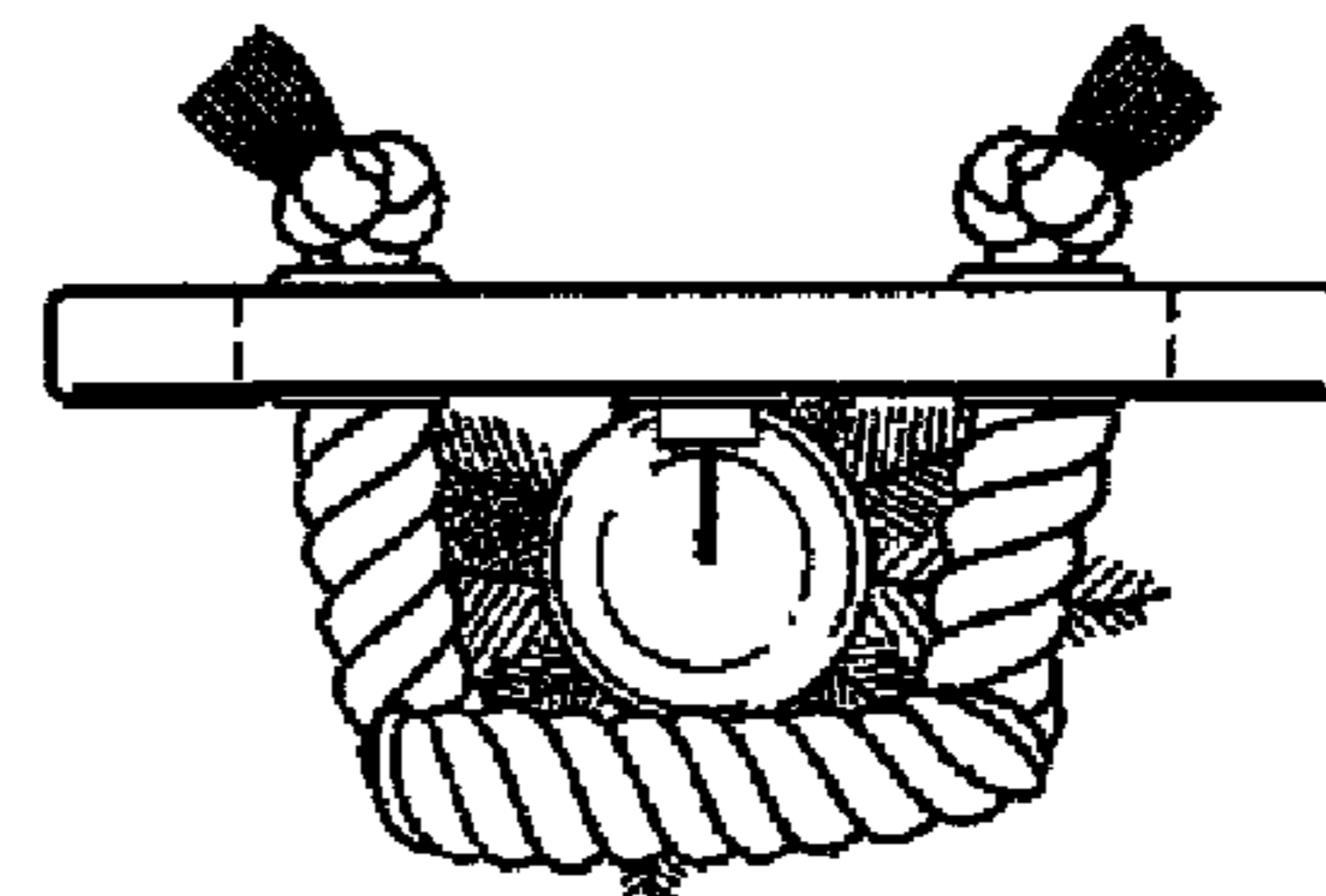


FIG. 7