



US00D644795S

(12) **United States Design Patent**
Haaf

(10) **Patent No.:** **US D644,795 S**
(45) **Date of Patent:** **** Sep. 6, 2011**

(54) **CAT SCRATCHER**

(75) Inventor: **David Haaf**, San Rafael, CA (US)

(73) Assignee: **Worldwise, Inc.**, San Rafael, CA (US)

(**) Term: **14 Years**

(21) Appl. No.: **29/368,814**

(22) Filed: **Aug. 30, 2010**

(51) **LOC (9) Cl.** **30-99**

(52) **U.S. Cl.** **D30/160**

(58) **Field of Classification Search** D30/118-119,
D30/158, 160; D6/349; 119/28.5, 706; 297/423.16,
297/423.39, 423.41

See application file for complete search history.

(56) **References Cited**

U.S. PATENT DOCUMENTS

| | | | | | | |
|-----------|---|---|---------|--------------|-------|-----------|
| 4,359,245 | A | * | 11/1982 | Franke | | 297/284.1 |
| D276,767 | S | * | 12/1984 | Livi | | D6/349 |
| D310,609 | S | * | 9/1990 | Burkhardt | | D6/601 |
| 5,795,276 | A | * | 8/1998 | Almeda | | 482/142 |
| 5,926,879 | A | * | 7/1999 | Davis | | 5/636 |
| D448,228 | S | * | 9/2001 | Davis et al. | | D6/601 |
| D466,749 | S | * | 12/2002 | O'Quinn | | D6/601 |
| D524,067 | S | * | 7/2006 | Spear | | D6/349 |
| D530,933 | S | * | 10/2006 | Vitaro | | D6/361 |
| D582,611 | S | * | 12/2008 | Bise | | D30/118 |
| D589,657 | S | * | 3/2009 | Lamstein | | D30/118 |

| | | | | | | |
|----------|---|---|---------|---------------|-------|---------|
| D599,605 | S | * | 9/2009 | Junker et al. | | D6/601 |
| D627,110 | S | * | 11/2010 | Seliskar | | D30/160 |
| D627,112 | S | * | 11/2010 | Seliskar | | D30/160 |
| D627,523 | S | * | 11/2010 | Bise | | D30/160 |
| D627,524 | S | * | 11/2010 | Seliskar | | D30/160 |
| D630,386 | S | * | 1/2011 | Bise | | D30/118 |

OTHER PUBLICATIONS

http://www.alibaba.com/product-gs/317563684/cat_scratcher_corrugated_cardboard_cat_scratcher.html © 1999-2010.*

* cited by examiner

Primary Examiner — Cathy A MacCormac

(74) *Attorney, Agent, or Firm* — Bay Area Technology Law Group PC

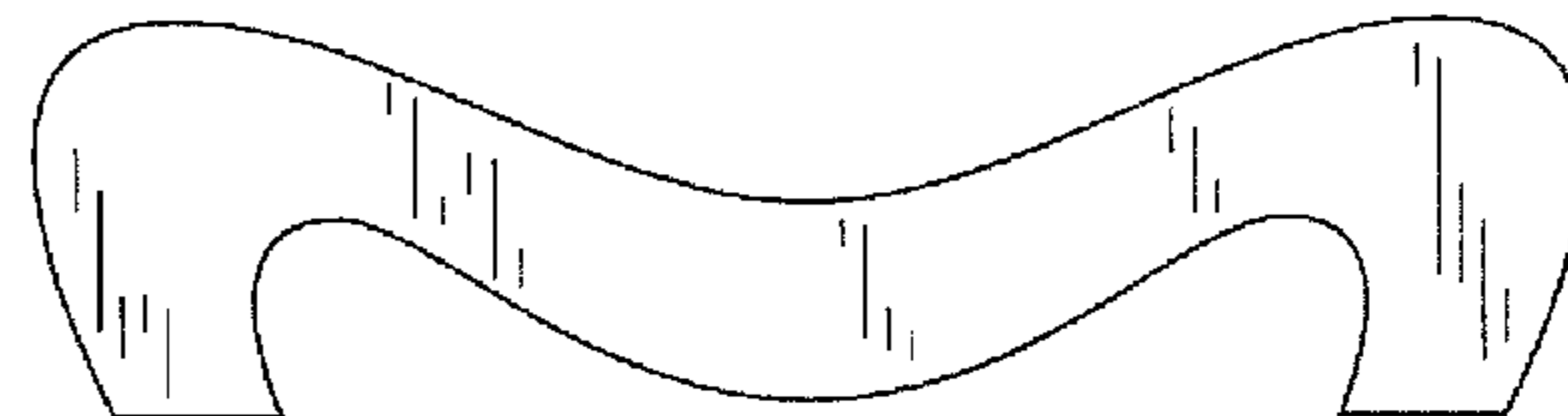
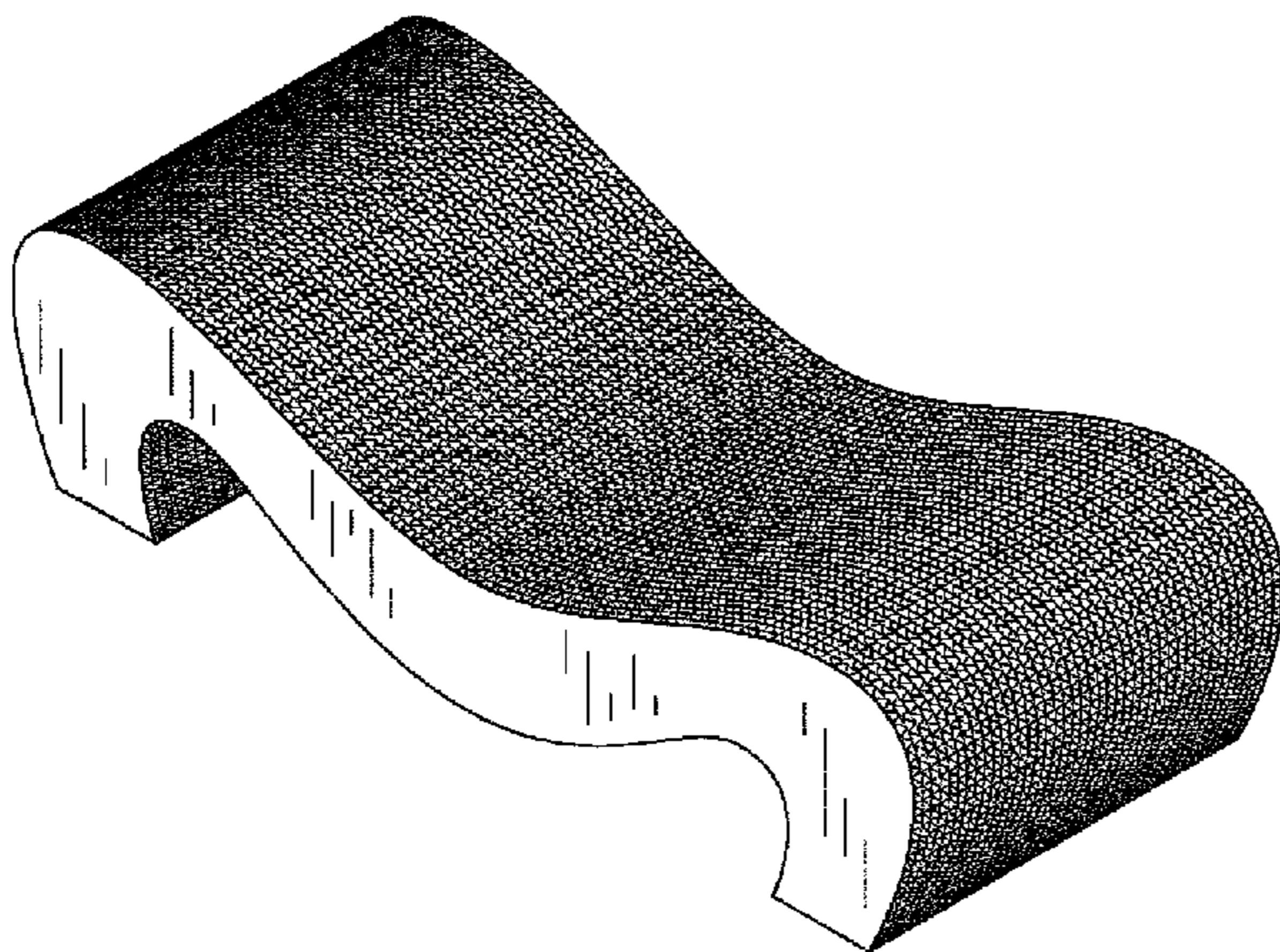
(57) **CLAIM**

The ornamental design for a cat scratcher, as shown and described.

DESCRIPTION

FIG. 1 is a perspective view of a cat scratcher showing my new design;
FIG. 2 is a left side view of FIG. 1;
FIG. 3 is a right side view of FIG. 1;
FIG. 4 is a front view of FIG. 1;
FIG. 5 is a rear view of FIG. 1;
FIG. 6 is a top plan view of FIG. 1; and,
FIG. 7 is a bottom plan view of FIG. 1.

1 Claim, 3 Drawing Sheets



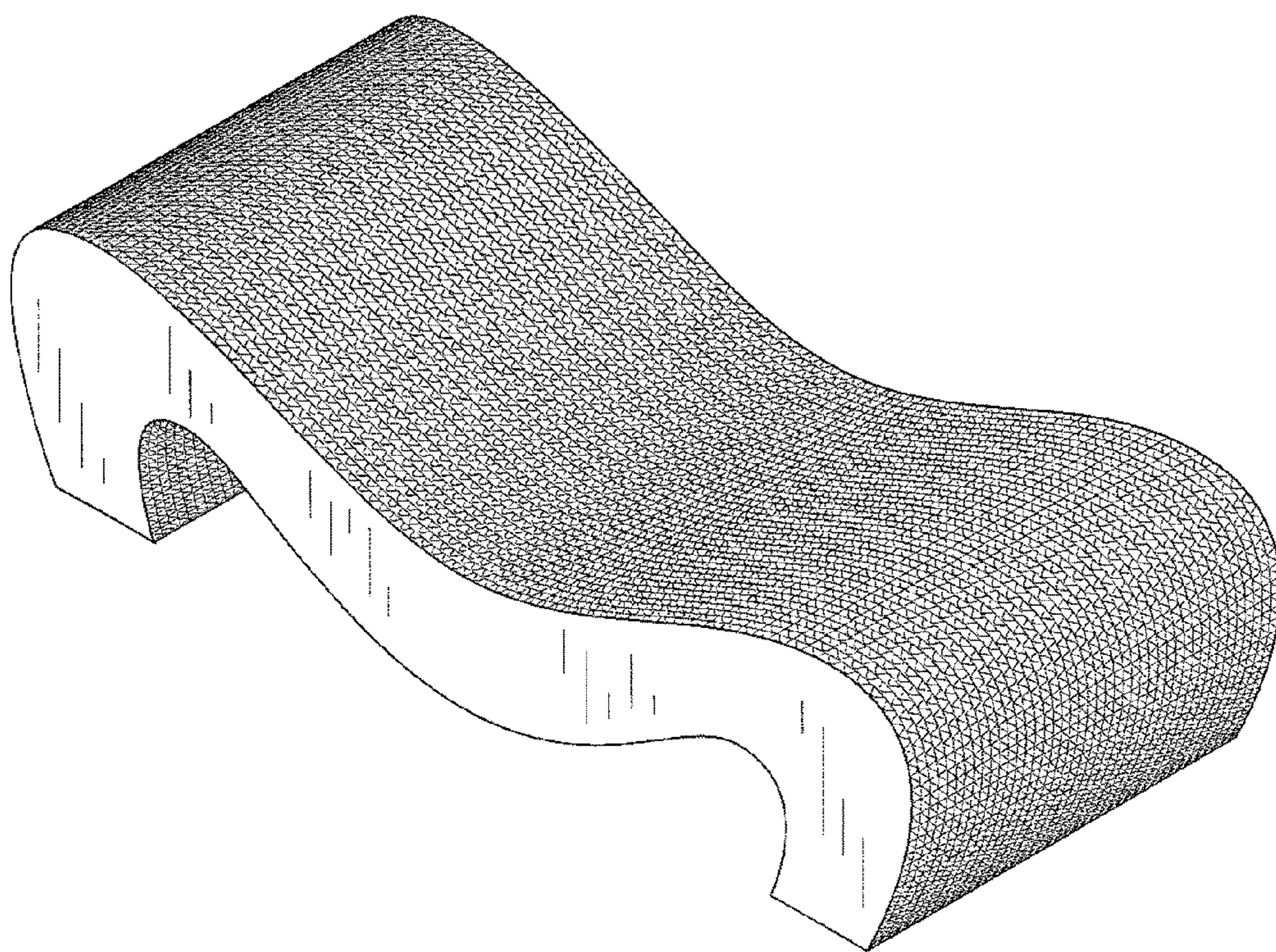


FIG. 1

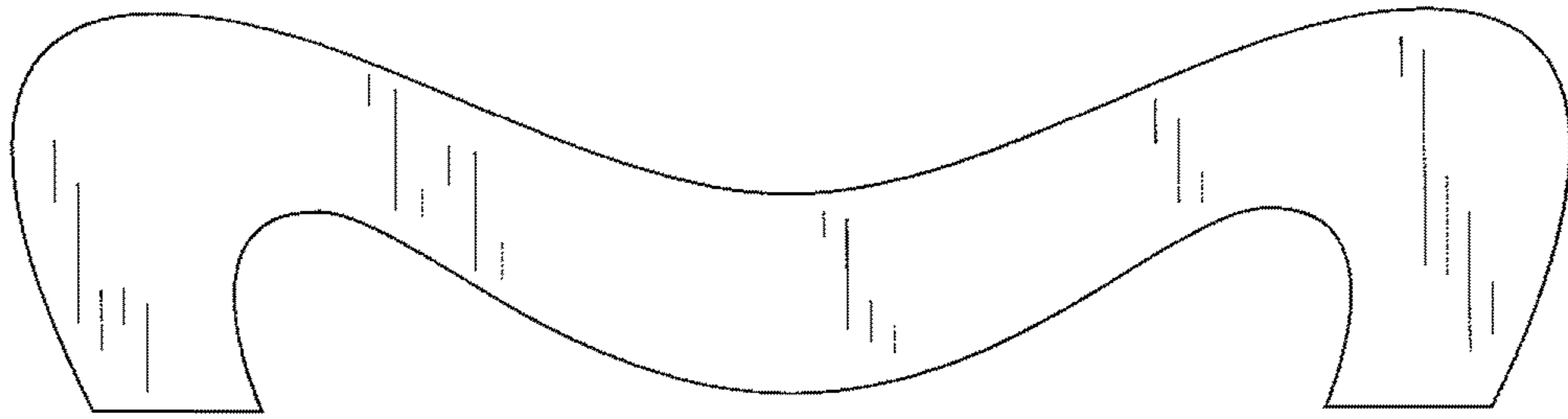


FIG. 2

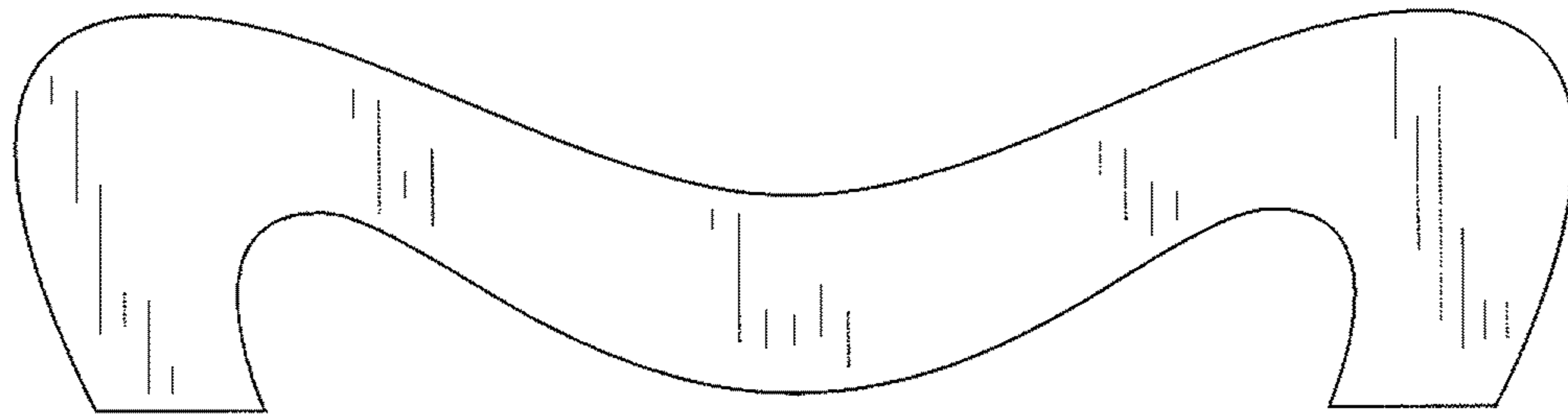


FIG. 3




FIG. 4




FIG. 5




FIG. 6




FIG. 7