



US00D644785S

(12) **United States Design Patent**
McDowell

(10) **Patent No.:** **US D644,785 S**
(45) **Date of Patent:** **** Sep. 6, 2011**

(54) **DECORATIVE ELEMENT FOR LIGHTING
FIXTURES**

(75) Inventor: **Mark McDowell**, Springfield, MO (US)

(73) Assignee: **Blumberg Industries, Inc.**, Miami
Lakes, FL (US)

(**) Term: **14 Years**

(21) Appl. No.: **29/383,437**

(22) Filed: **Jan. 18, 2011**

(51) **LOC (9) Cl.** **26-99**

(52) **U.S. Cl.** **D26/154**

(58) **Field of Classification Search** D26/118,
D26/120, 138, 76, 78, 86, 2, 72, 67, 89, 60,
D26/74, 81, 85, 113, 119, 122, 128, 129,
D26/140, 142, 145, 152, 132, 93, 94, 3, 154,
D26/87, 42, 37; D34/29; 315/194, 51; 362/612,
362/307, 294, 545, 555, 146, 145, 396, 362,
362/260; 165/185, 121, 80.3; D12/162;
D8/354, 355, 356, 363, 373, 349, 376; 16/340;
D13/179, 180, 134; D25/163, 157, 158
See application file for complete search history.

(56) **References Cited**

U.S. PATENT DOCUMENTS

D50,517 S *	3/1917	Jones	D26/145
D57,161 S *	2/1921	Strahan	D26/145
D67,839 S *	7/1925	Krause	D26/80
D105,445 S *	7/1937	Traum	D26/20
5,653,530 A *	8/1997	Pittman	362/307
D396,124 S *	7/1998	Fraile	D26/145
D402,076 S *	12/1998	Chan	D26/93
D427,707 S *	7/2000	Dolan	D26/85
D428,191 S *	7/2000	Kluck	D26/155
D434,178 S *	11/2000	Mateu	D26/155
D435,687 S *	12/2000	Miranda	D26/145
D440,349 S *	4/2001	Mas Tortosa	D26/145
D445,950 S *	7/2001	Johnson	D26/155

D453,853 S *	2/2002	Johnson et al.	D26/155
D463,603 S *	9/2002	Yando	D26/81
D483,514 S *	12/2003	Cuevas et al.	D26/81
D511,019 S *	10/2005	Nicholas	D26/81
D517,721 S *	3/2006	Searle	D26/81
D517,723 S *	3/2006	Chen	D26/81
D526,085 S *	8/2006	Yando et al.	D26/155

(Continued)

OTHER PUBLICATIONS

U.S. Appl. No. 29/383,441, filed on Jan. 18, 2011 and entitled Deco-
rative Element for Lighting Fixtures.

Primary Examiner — Cathron Brooks

Assistant Examiner — Kevin Rudzinski

(74) *Attorney, Agent, or Firm* — McCormick, Paulding &
Huber LLP

(57) **CLAIM**

The ornamental design for a decorative element for lighting
fixtures, substantially as shown and described.

DESCRIPTION

FIG. 1 is a front view of a decorative element for lighting
fixtures comprising a new, original and ornamental design,
the rear view being a mirror image thereof;

FIG. 2 is a top view of a decorative element for lighting
fixtures comprising the new, original and ornamental design;


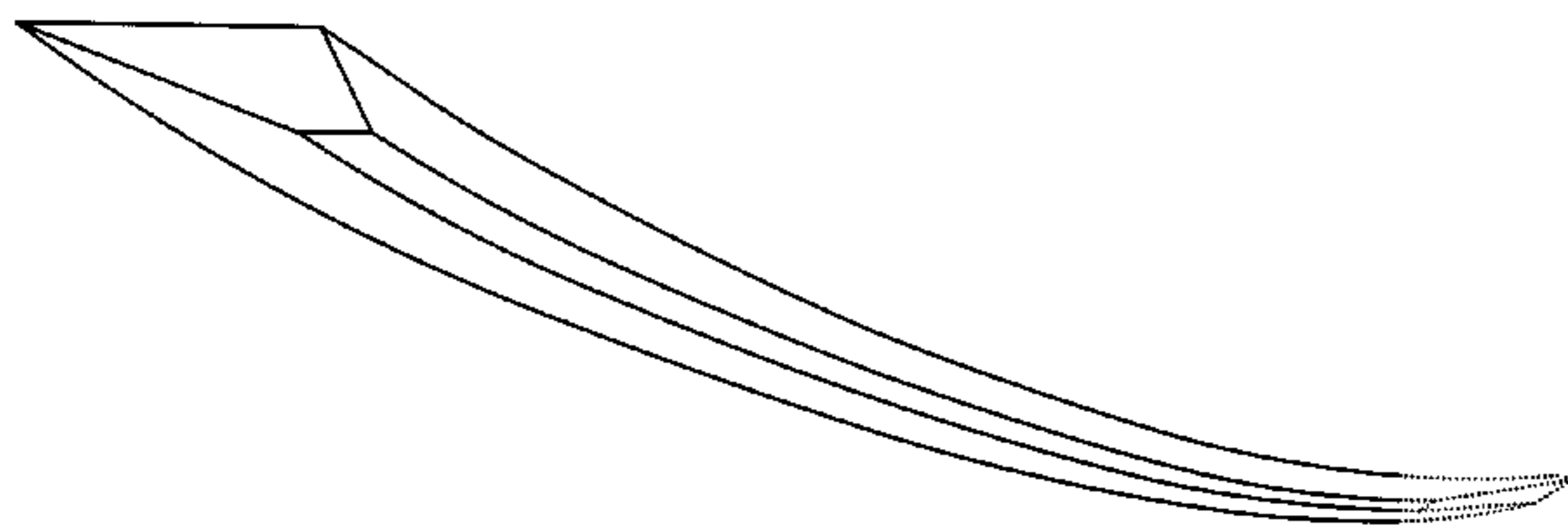
FIG. 3 is a bottom view of a decorative element for lighting
fixtures comprising the new, original and ornamental design;

FIG. 4 is a left-hand side view of a decorative element for
lighting fixtures comprising the new, original and ornamental
design; and,

FIG. 5 is a right-hand side view of a decorative element for
lighting fixtures comprising the new, original and ornamental
design.

The broken lines shown in the drawings illustrate unclaimed
portions of the article and form no part of the claimed design.

1 Claim, 1 Drawing Sheet



US D644,785 S

Page 2

U.S. PATENT DOCUMENTS

D535,053 S *	1/2007	Schonbek et al.	D26/145	7,824,084 B2 *	11/2010	McDowell	362/405
D550,887 S *	9/2007	Miranda	D26/81	D629,140 S *	12/2010	Sperling	D26/82
D550,888 S *	9/2007	Miranda	D26/81	D629,141 S *	12/2010	Sperling	D26/87
D560,841 S *	1/2008	Walsh	D26/81	D629,142 S *	12/2010	Sperling	D26/88
D570,038 S *	5/2008	McDowell	D26/138	D629,143 S *	12/2010	Sperling	D26/88
D602,190 S *	10/2009	Sperling	D26/81	D629,145 S *	12/2010	Sperling	D26/88
D619,757 S *	7/2010	Schuyler	D26/153	7,891,848 B2 *	2/2011	Sperling	362/398

* cited by examiner

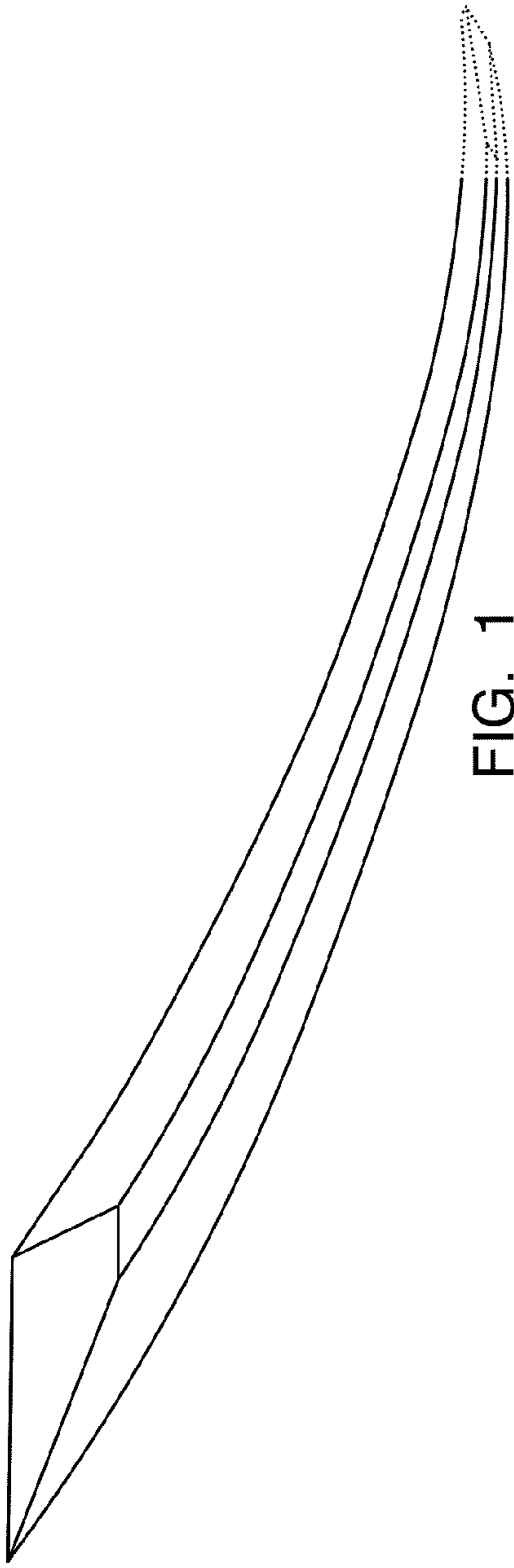


FIG. 1

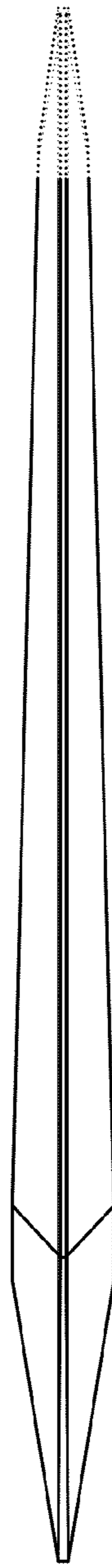


FIG. 2

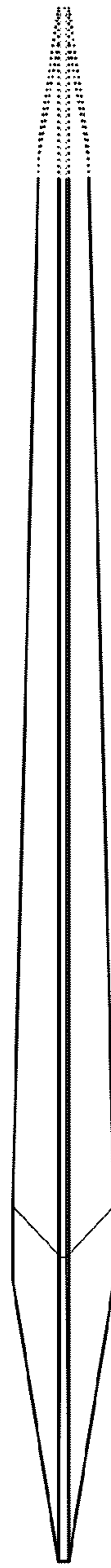


FIG. 3

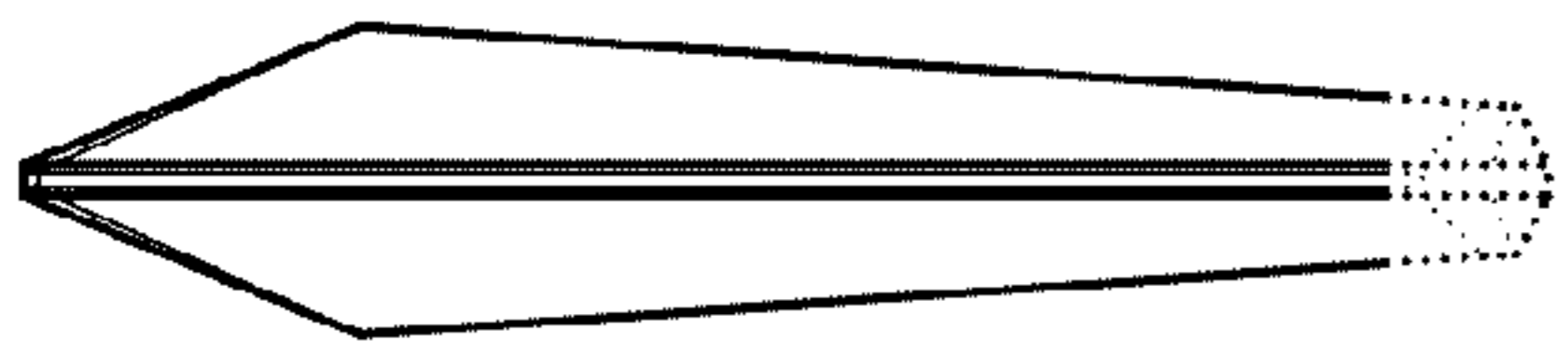


FIG. 4

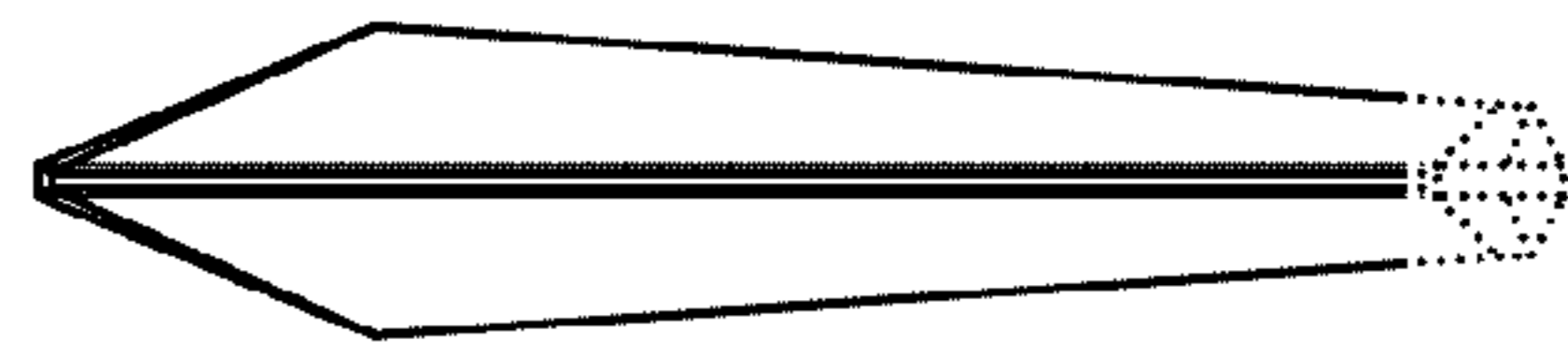


FIG. 5