

US00D644766S

(12) **United States Design Patent**
Su

(10) **Patent No.:** **US D644,766 S**

(45) **Date of Patent:** **** Sep. 6, 2011**

(54) **LED LAMP**

D639,464 S * 6/2011 Li et al. D26/2
* cited by examiner

(76) Inventor: **Allen Hui Long Su**, Vancouver (CA)

Primary Examiner — Marcus Jackson

(**) Term: **14 Years**

(74) *Attorney, Agent, or Firm* — WPAT, P.C.; Anthony King

(21) Appl. No.: **29/387,739**

(57) **CLAIM**

I claim, the ornamental design for a LED lamp, as shown and described.

(22) Filed: **Mar. 17, 2011**

DESCRIPTION

(51) **LOC (9) Cl.** **26-04**

(52) **U.S. Cl.** **D26/2**

(58) **Field of Classification Search** D26/1-4;
313/313, 315, 316, 317, 318, 493; 315/52,
315/53, 56, 57, 58

See application file for complete search history.

FIG. 1 is a perspective view of an LED lamp showing my new design;

FIG. 2 is a front elevation view thereof, with the rear elevation view being a mirror image of the front;

FIG. 3 is a left side elevation view thereof, with the right elevation view being a mirror image of the left;

FIG. 4 is a top plan view thereof; and,

FIG. 5 is a bottom plan view thereof.


The elements for which the design is claimed are shown in solid lines, the broken lines are shown for illustrative purposes only and form no part of the claimed design.

(56) **References Cited**

U.S. PATENT DOCUMENTS

D536,107 S *	1/2007	Egawa et al.	D26/2
D543,288 S *	5/2007	Bembridge	D26/2
D610,272 S *	2/2010	Guo et al.	D26/2

1 Claim, 4 Drawing Sheets



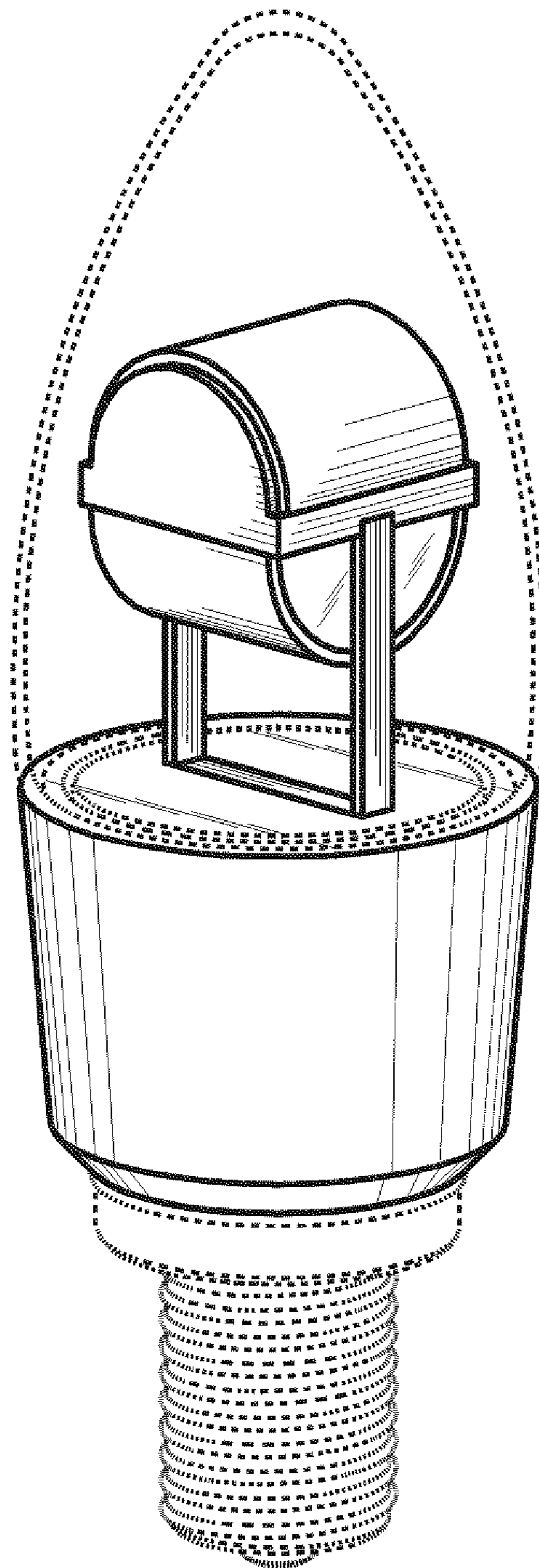


FIG. 1




FIG. 2

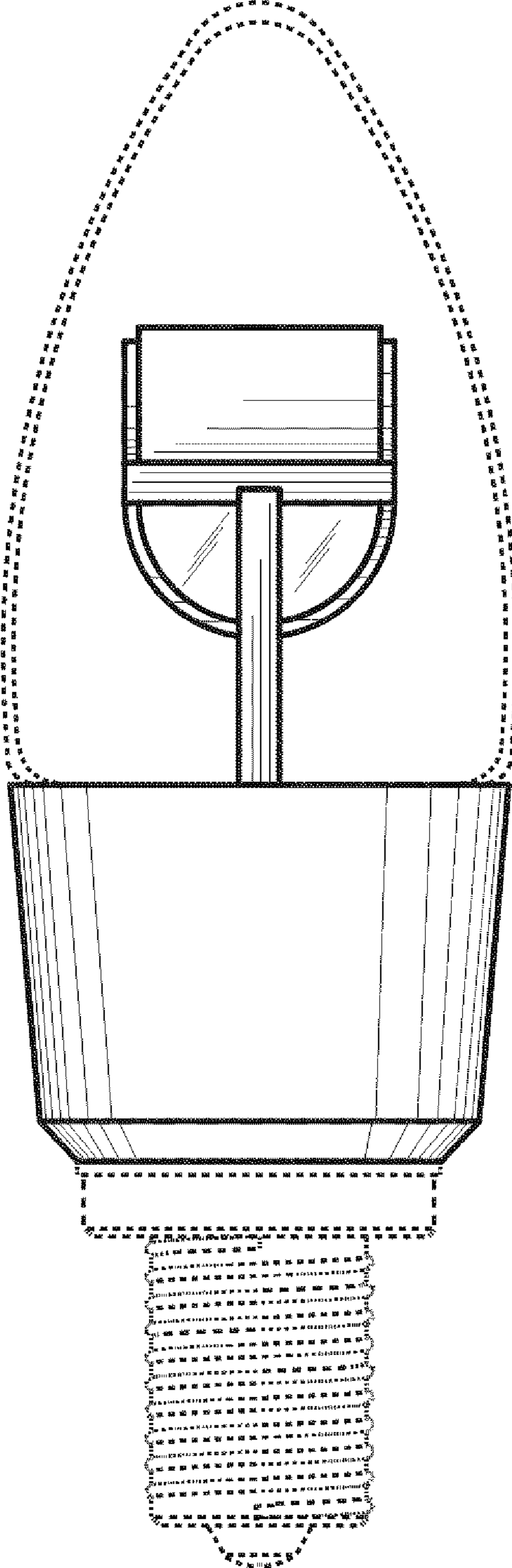


FIG. 3

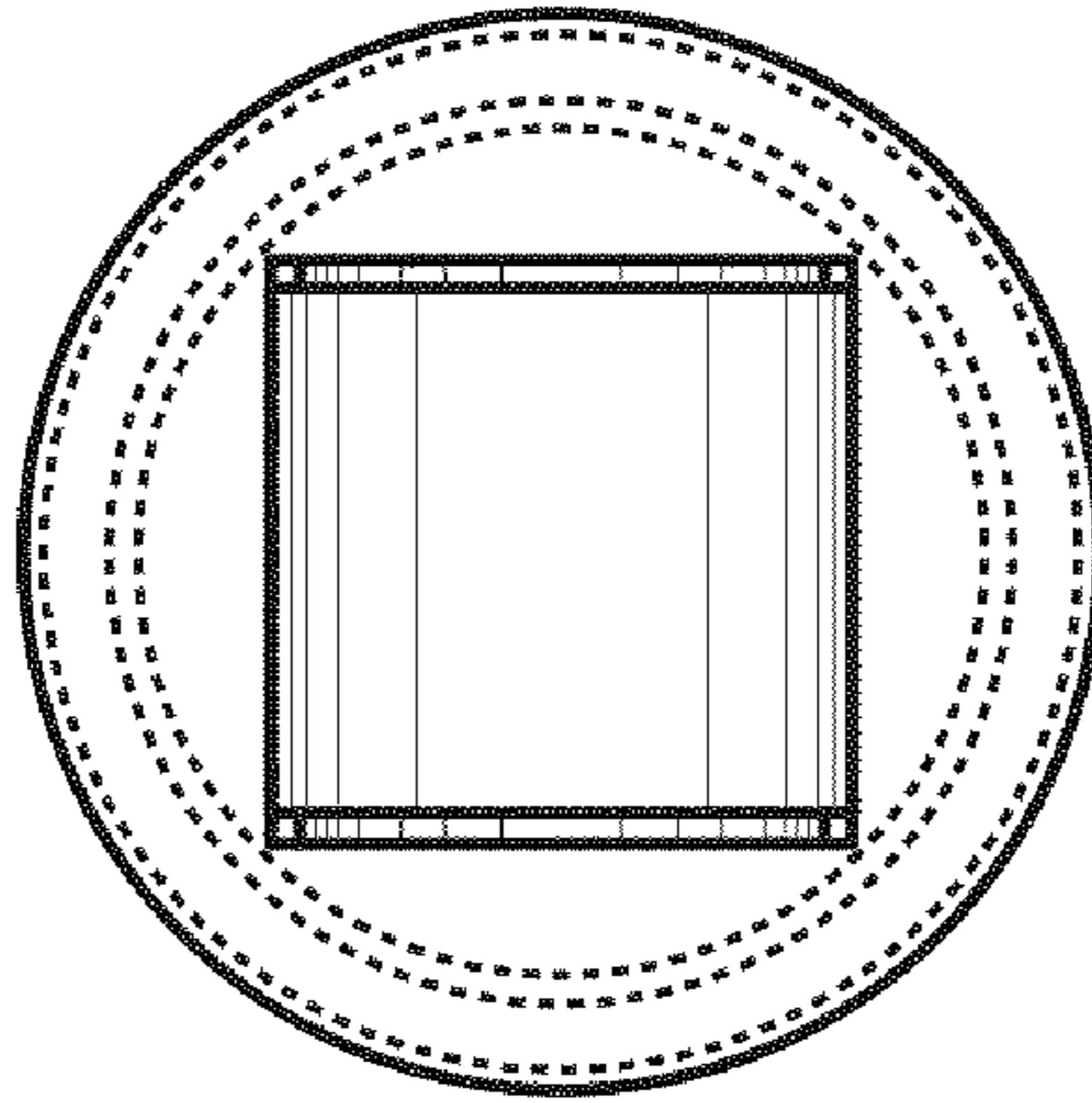


FIG. 4

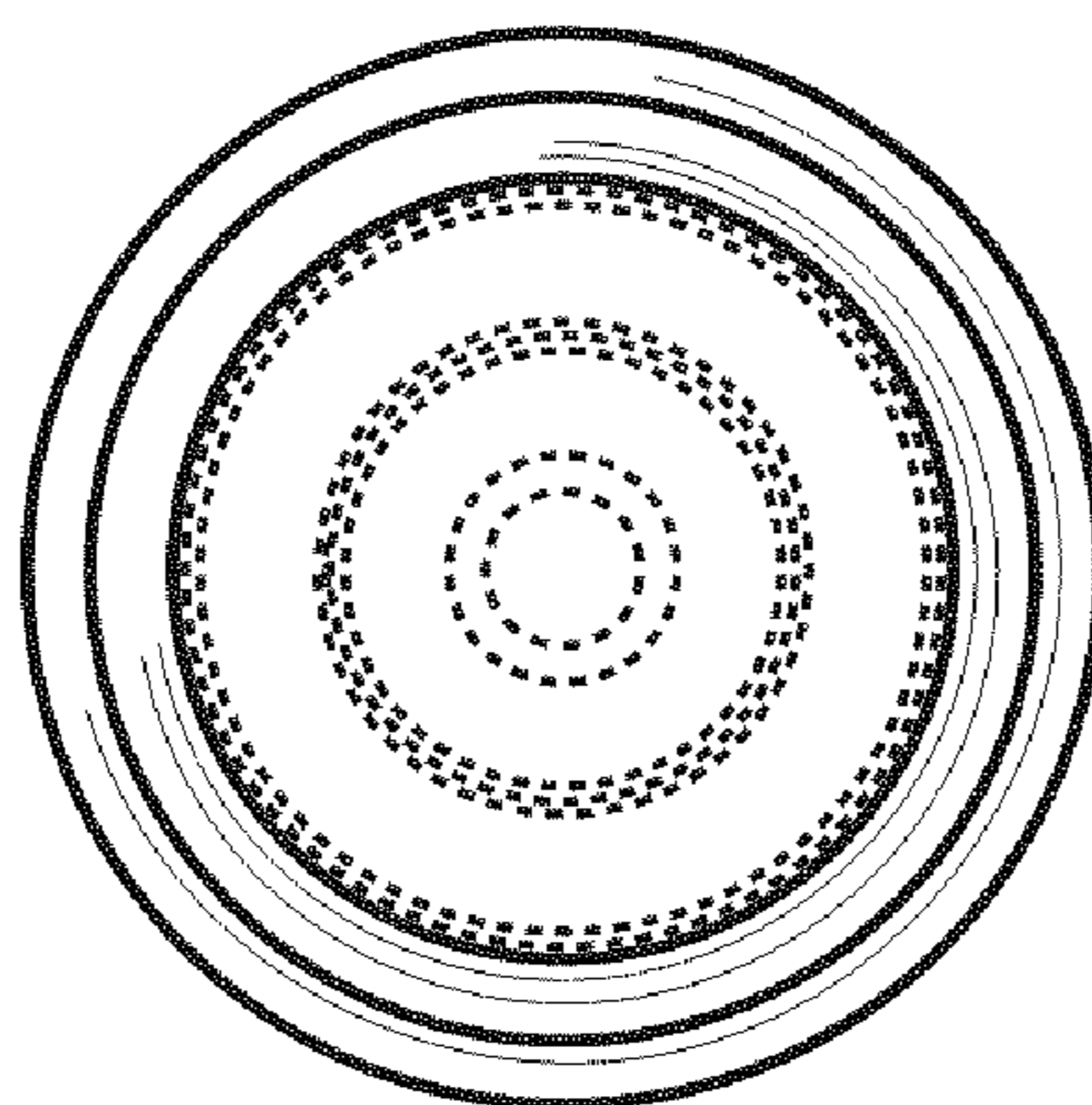


FIG. 5