



US00D644737S

(12) **United States Design Patent**
Sonoi

(10) **Patent No.:** **US D644,737 S**

(45) **Date of Patent:** **** *Sep. 6, 2011**

(54) **DENTAL INSTRUMENT**

(75) Inventor: **Syuuji Sonoi**, Kyoto (JP)

(73) Assignee: **Shofu Inc.**, Kyoto-shi (JP)

(**) Term: **14 Years**

(21) Appl. No.: **29/309,572**

(22) Filed: **Sep. 5, 2008**

(51) **LOC (9) Cl.** **24-02**

(52) **U.S. Cl.** **D24/152; D24/146**

(58) **Field of Classification Search** D24/152,
D24/133, 147, 119, 130, 146, 112; D8/107,
D8/83, 16, 88, 89; D28/65, 63, 68, 7, 8,
D28/91.2; D32/40, 51-52; D4/137-138;
606/80; 600/572; 604/1-3; 132/200, 320;
300/20-21; 15/144.2, 143.1, 144.3, 244.1,
15/244.4, 118, 144.4, 244.2, 244.3; 401/6,
401/266, 129-130; 417/420, 11; 433/141,
433/102; 385/176; D19/35, 48-49, 45, 51,
D19/41; D22/115; 102/501, 510

See application file for complete search history.

(56) **References Cited**

U.S. PATENT DOCUMENTS

D35,610 S *	1/1902	Vernon	D24/152
982,232 A *	1/1911	Bartholomew	604/1
D144,607 S *	5/1946	Charters	D24/152
2,440,913 A *	5/1948	Pate	401/6
2,674,799 A *	4/1954	Fraser	433/141
D211,748 S *	7/1968	Tottijarvi	D8/90
4,325,606 A *	4/1982	Ikuno et al.	385/76
D268,697 S *	4/1983	Bukowski	D24/152
D270,843 S *	10/1983	Itoh	D19/51
D293,372 S *	12/1987	Butt	D24/152
4,751,922 A *	6/1988	DiPietropolo	606/80
4,779,536 A *	10/1988	Luther et al.	102/501
5,088,925 A *	2/1992	Mason	433/141
5,122,134 A *	6/1992	Borzzone et al.	606/80
5,499,984 A *	3/1996	Steiner et al.	606/80

D374,745 S *	10/1996	Harris	D28/65
D377,526 S *	1/1997	Mark	D24/152
D413,381 S *	8/1999	Mark	D24/152
D413,382 S *	8/1999	Maissami	D24/152
5,947,703 A *	9/1999	Nojiri et al.	417/420
D419,238 S *	1/2000	Maissami	D24/152
D423,100 S *	4/2000	Maissami	D24/152
D427,681 S *	7/2000	Maissami	D24/152
D433,504 S *	11/2000	Mark	D24/119

(Continued)

FOREIGN PATENT DOCUMENTS

JP A-60-242976 12/1985

(Continued)

OTHER PUBLICATIONS

Year Book, Quintessence of Dental Technology Extra Issue, ODT Year Book 2000 Article, pp. 76-101, Japan.

(Continued)

Primary Examiner — Stella Reid

Assistant Examiner — Wan Laymon

(74) *Attorney, Agent, or Firm* — Oliff & Berridge, PLC

(57) **CLAIM**

The ornamental design for dental instrument, as shown and described.

DESCRIPTION

FIG. 1 is a front elevation of a dental instrument showing my new design, the other sides being identical;

FIG. 2 is a top plan view thereof;

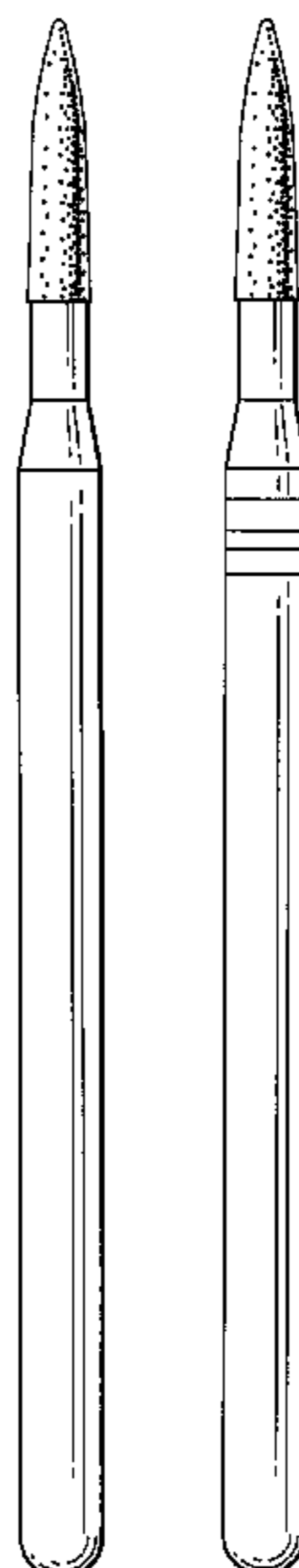
FIG. 3 is a bottom plan view thereof;

FIG. 4 is a front elevation of a modified embodiment of the design shown in FIGS. 1 through 3, the other sides being identical;

FIG. 5 is a top plan view thereof; and,

FIG. 6 is a bottom plan view thereof.

1 Claim, 2 Drawing Sheets



US D644,737 S

Page 2

U.S. PATENT DOCUMENTS

D442,690 S * 5/2001 Fischer et al. D24/152
D443,691 S * 6/2001 Fischer et al. D24/152
D444,500 S * 7/2001 Izushima D19/51
D445,186 S * 7/2001 Mangione D24/152
6,258,093 B1 * 7/2001 Edwards et al. 606/80
D447,802 S * 9/2001 Lewis D24/152
D458,456 S * 6/2002 Dragan et al. D24/152
6,439,885 B2 * 8/2002 Antler 433/142
D462,444 S * 9/2002 Maissami D24/152
6,520,774 B1 * 2/2003 Mays 433/102
D516,722 S * 3/2006 Mak D24/152
D522,141 S * 5/2006 Chung D24/152
D523,992 S * 6/2006 Le D28/65
D531,727 S * 11/2006 Mak D24/152
D545,365 S * 6/2007 Lecce D19/51

7,367,804 B2 * 5/2008 Lewis 433/141
D588,270 S * 3/2009 Hickok D24/152
2005/0186534 A1 * 8/2005 Roane 433/102

FOREIGN PATENT DOCUMENTS

JP A-08-108370 4/1996
JP A-2002-102-102253 4/2002
JP A-2004-016400 1/2004
JP A-2005-131169 5/2005

OTHER PUBLICATIONS

Nature's Morphology, pp. 58-73, ISBN4-87417-420-5 C3047, 1993,
Japan.

* cited by examiner




FIG. 1

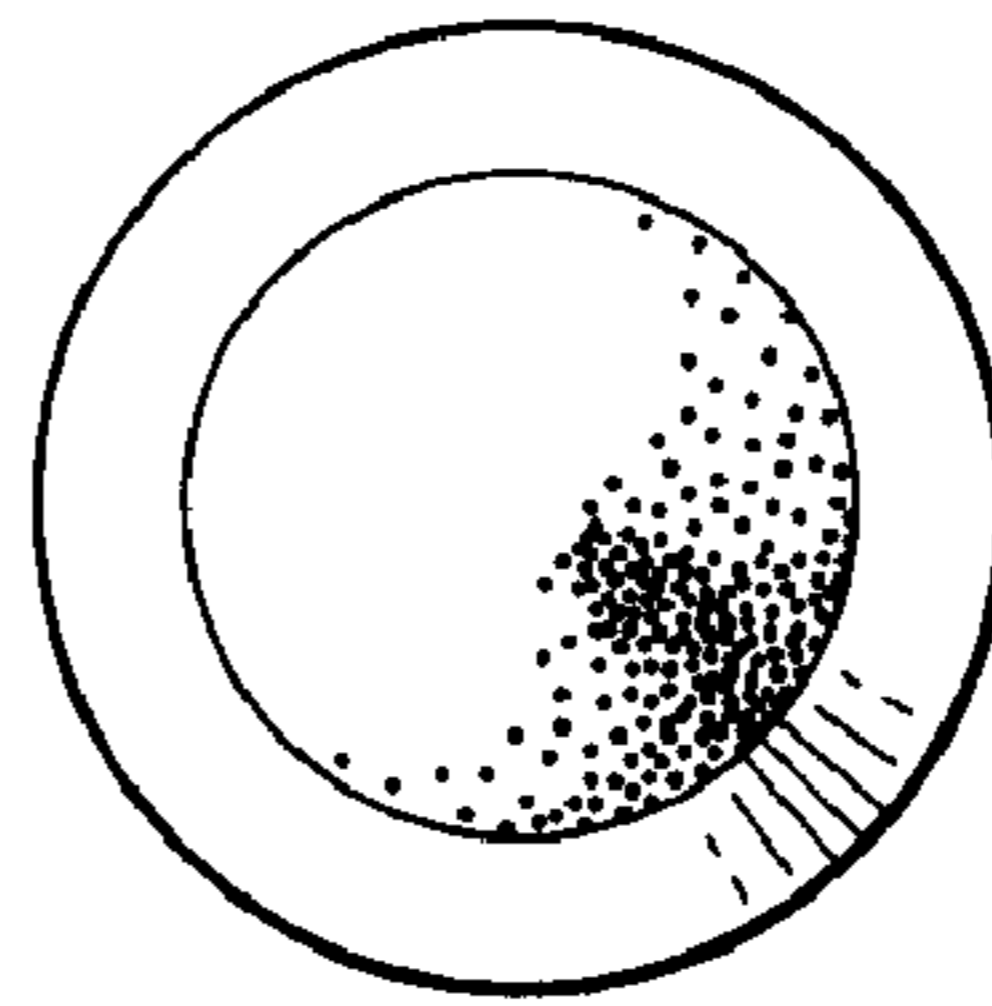


FIG. 2

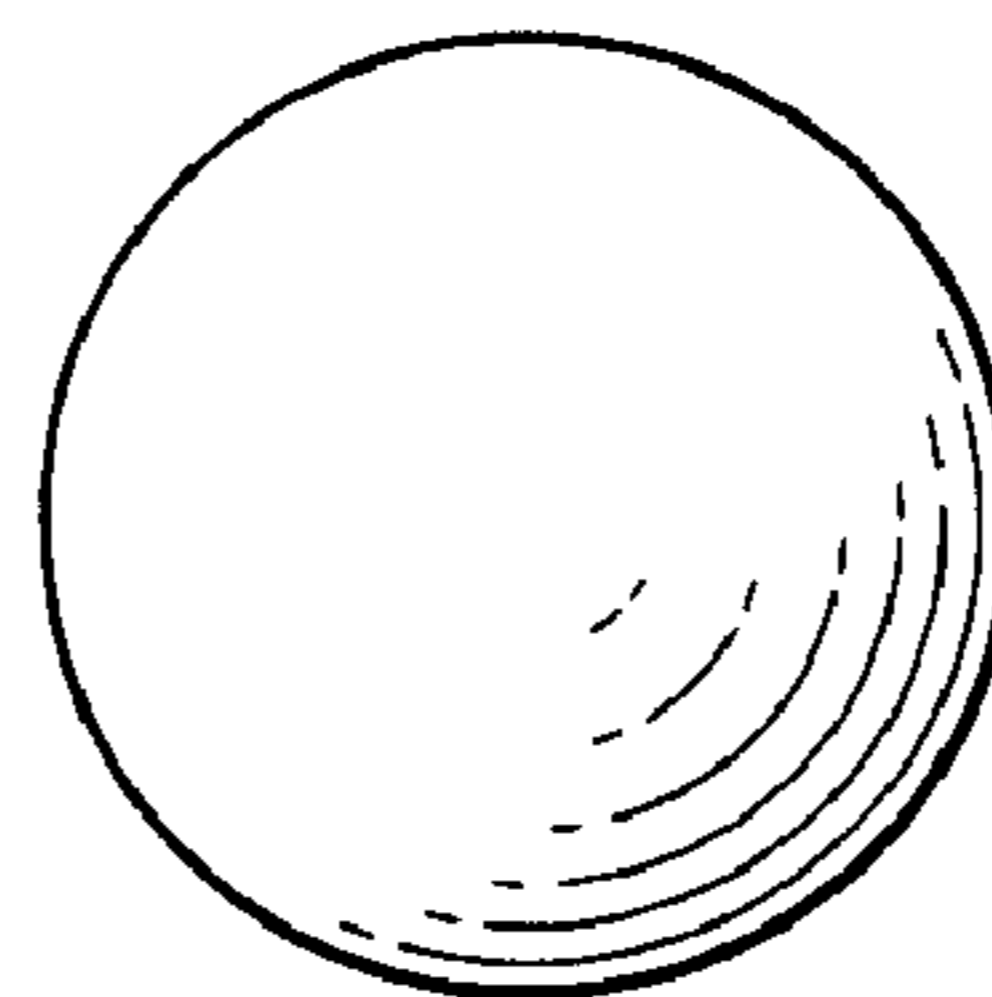


FIG. 3




FIG. 4

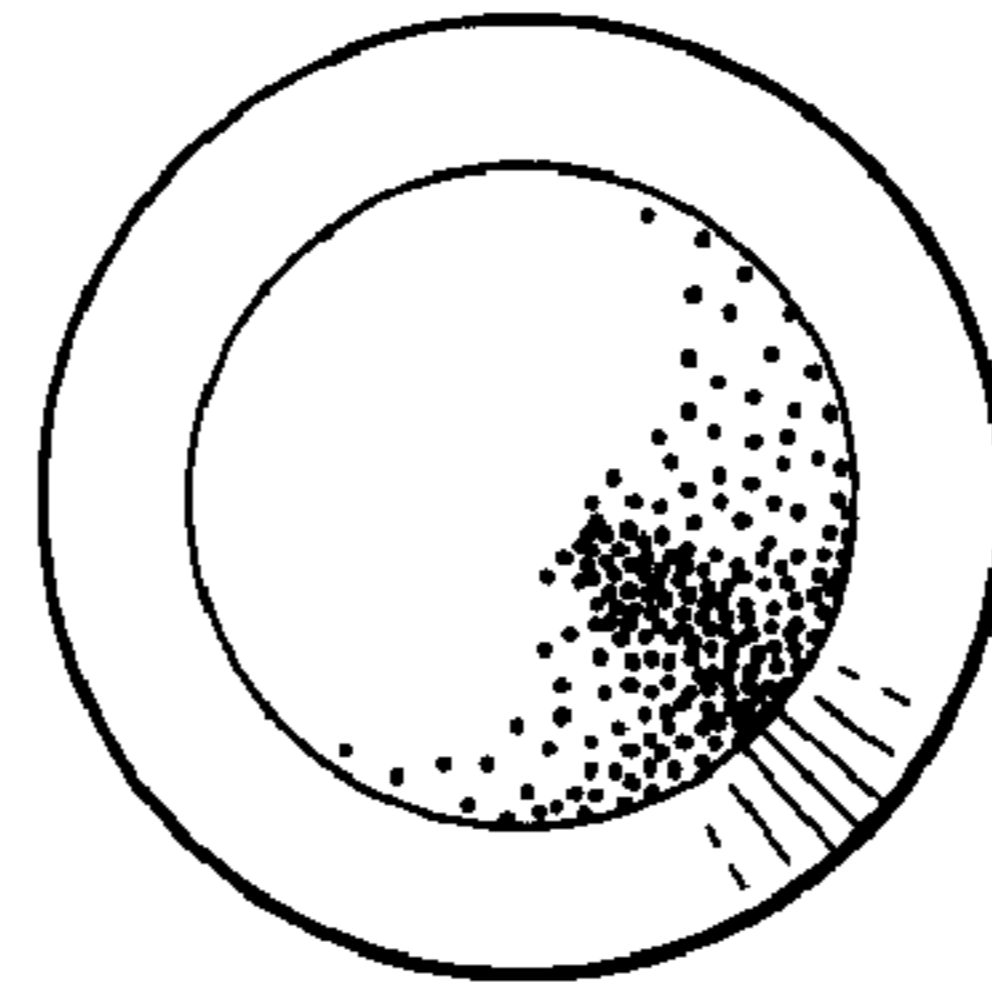


FIG. 5

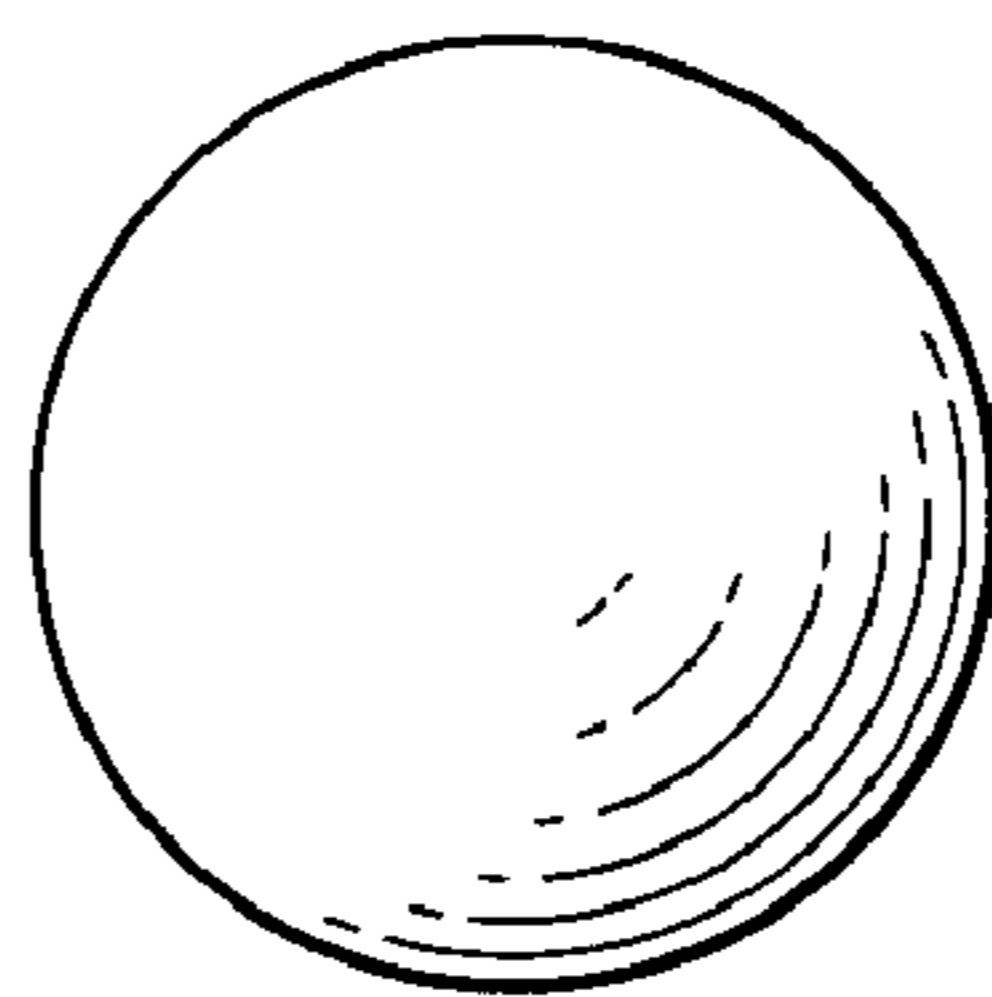


FIG. 6