



US00D644734S

(12) **United States Design Patent**
Sullivan

(10) **Patent No.:** **US D644,734 S**

(45) **Date of Patent:** **** Sep. 6, 2011**

(54) **TENACULUM**

(75) **Inventor:** **Stephen J. Sullivan**, Redmond, WA
(US)

(73) **Assignee:** **Gynex Corporation**, Redmond, WA
(US)

(**) **Term:** **14 Years**

(21) **Appl. No.:** **29/372,438**

(22) **Filed:** **Nov. 18, 2010**

(51) **LOC (9) Cl.** **24-02**

(52) **U.S. Cl.** **D24/133**

(58) **Field of Classification Search** D24/133,
D24/143, 148; 606/119, 205
See application file for complete search history.

(56) **References Cited**

U.S. PATENT DOCUMENTS

943,263	A *	12/1909	Moraweck	606/205
1,193,987	A *	8/1916	Burdin	606/135
3,316,913	A *	5/1967	Swenson	606/108
4,088,134	A *	5/1978	Mazzariello	606/207
D265,683	S *	8/1982	Drummond et al.	D24/143
4,827,929	A *	5/1989	Hodge	606/139
D365,878	S *	1/1996	Blake	D24/148
D366,700	S *	1/1996	Blake	D24/143
D390,954	S *	2/1998	Kumar et al.	D24/143
D492,777	S *	7/2004	Propp et al.	D24/143
7,087,070	B2 *	8/2006	Flipo	606/205
D538,932	S *	3/2007	Malik	D24/143

7,438,717	B2 *	10/2008	Tylke	606/108
D582,036	S *	12/2008	Swartz et al.	D24/143
D625,008	S *	10/2010	Boedeker	D24/143
2004/0097961	A1 *	5/2004	Burbank et al.	606/119
2007/0073294	A1 *	3/2007	Chin et al.	606/61
2009/0318768	A1 *	12/2009	Tenger et al.	600/194

* cited by examiner

Primary Examiner — Bridget L Eland

(74) *Attorney, Agent, or Firm* — Black Lowe & Graham

(57) **CLAIM**

I claim the ornamental design for a tenaculum, as shown and described.

DESCRIPTION

FIG. 1 is a front, top, and right side perspective view of my design;

FIG. 2 is a front elevation view thereof;

FIG. 3 is a rear elevation view thereof;

FIG. 4 is a right side elevation view thereof;

FIG. 5 is a left side elevation view thereof;

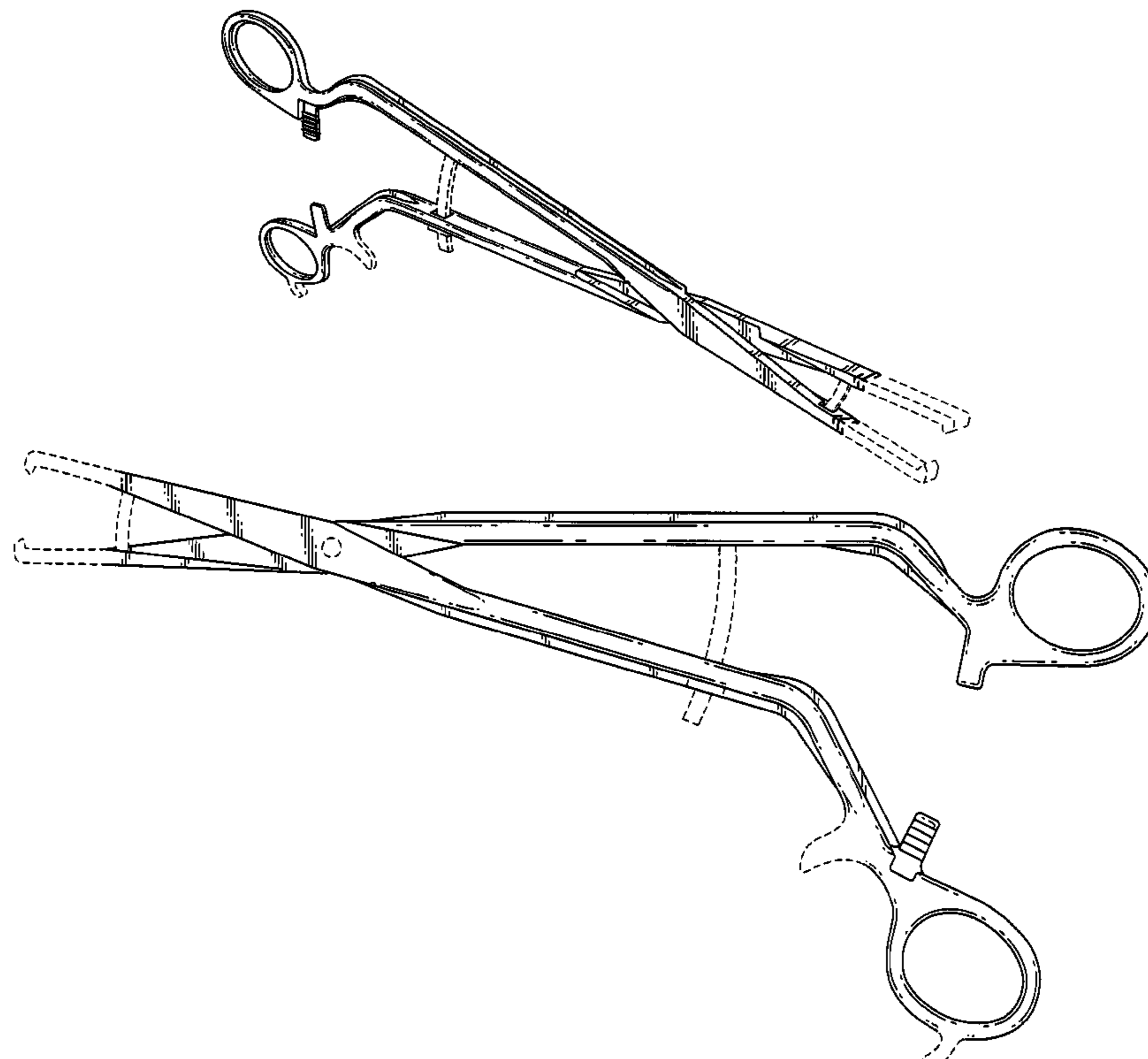
FIG. 6 is a top plan view thereof;

FIG. 7 is a bottom plan view thereof; and,

FIG. 8 is a right side elevation view thereof in a closed position.

The broken lines immediately adjacent the shaded areas represent the bounds of the claimed design while all other broken lines are directed to environment and are for illustrative purposes only; the broken lines form no part of the claimed design.

1 Claim, 5 Drawing Sheets



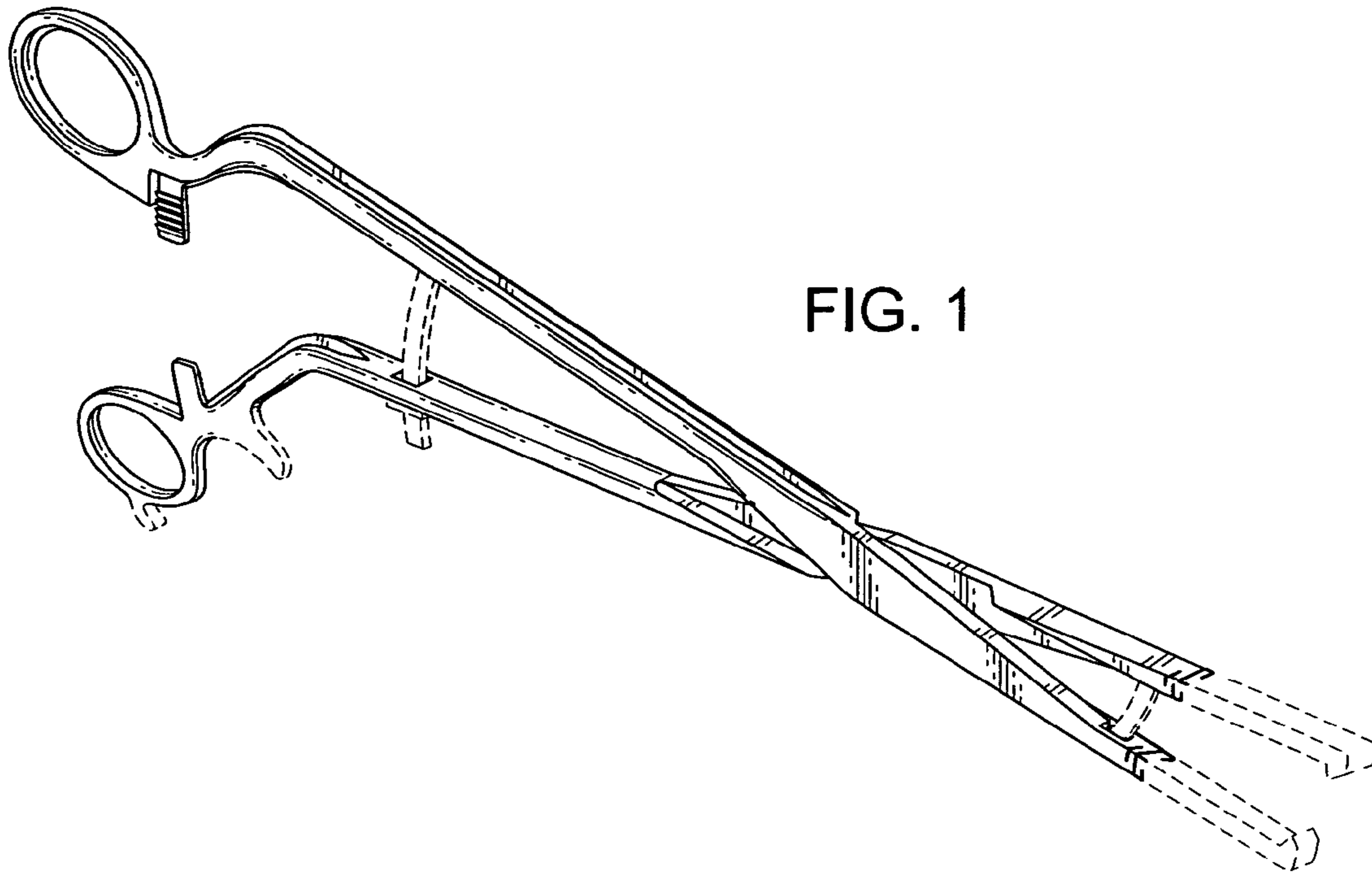


FIG. 1

FIG. 2


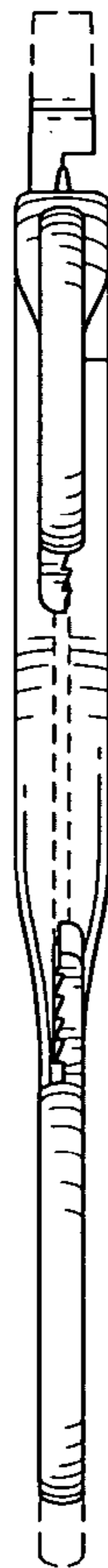


FIG. 3



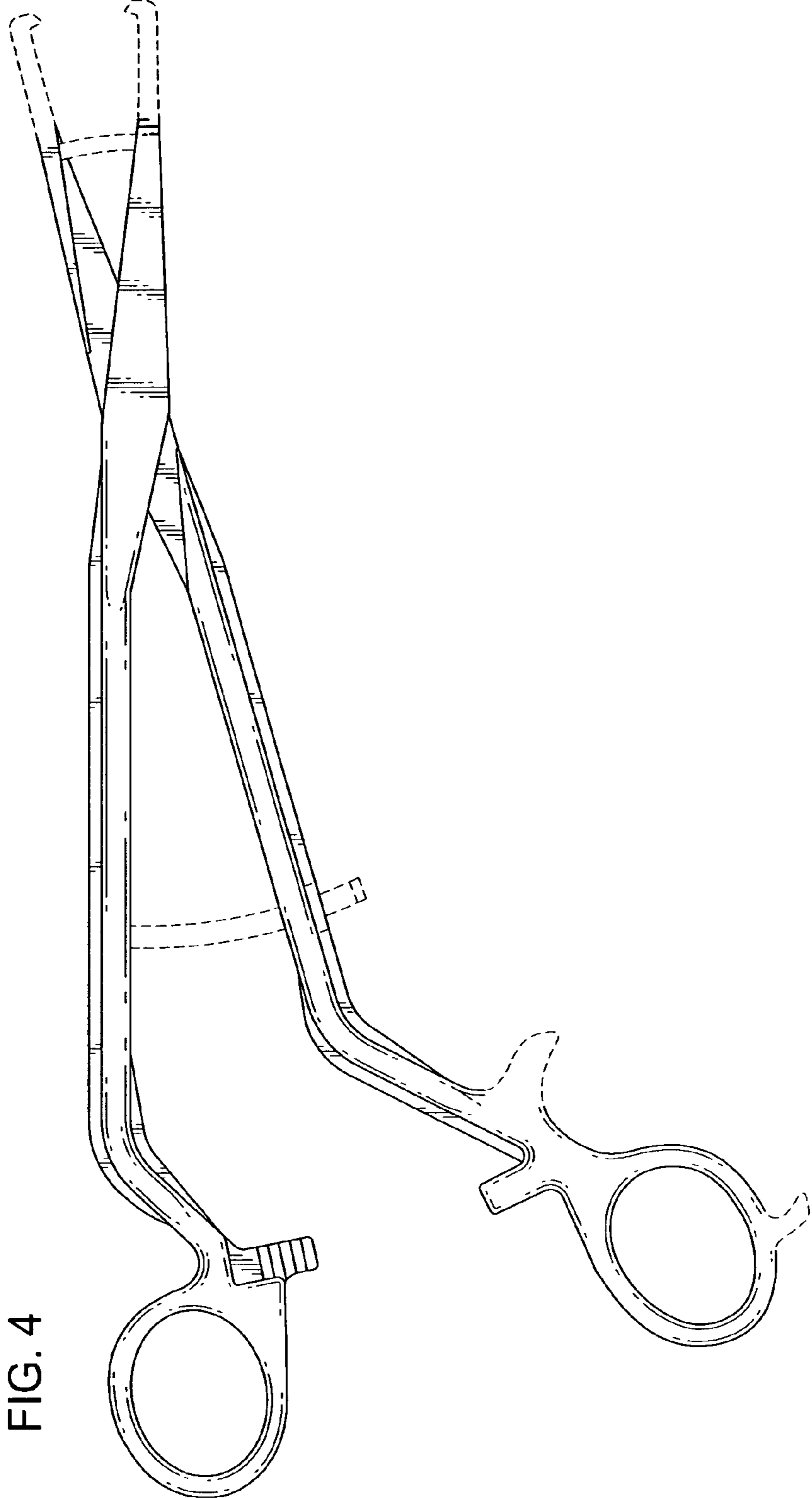


FIG. 4

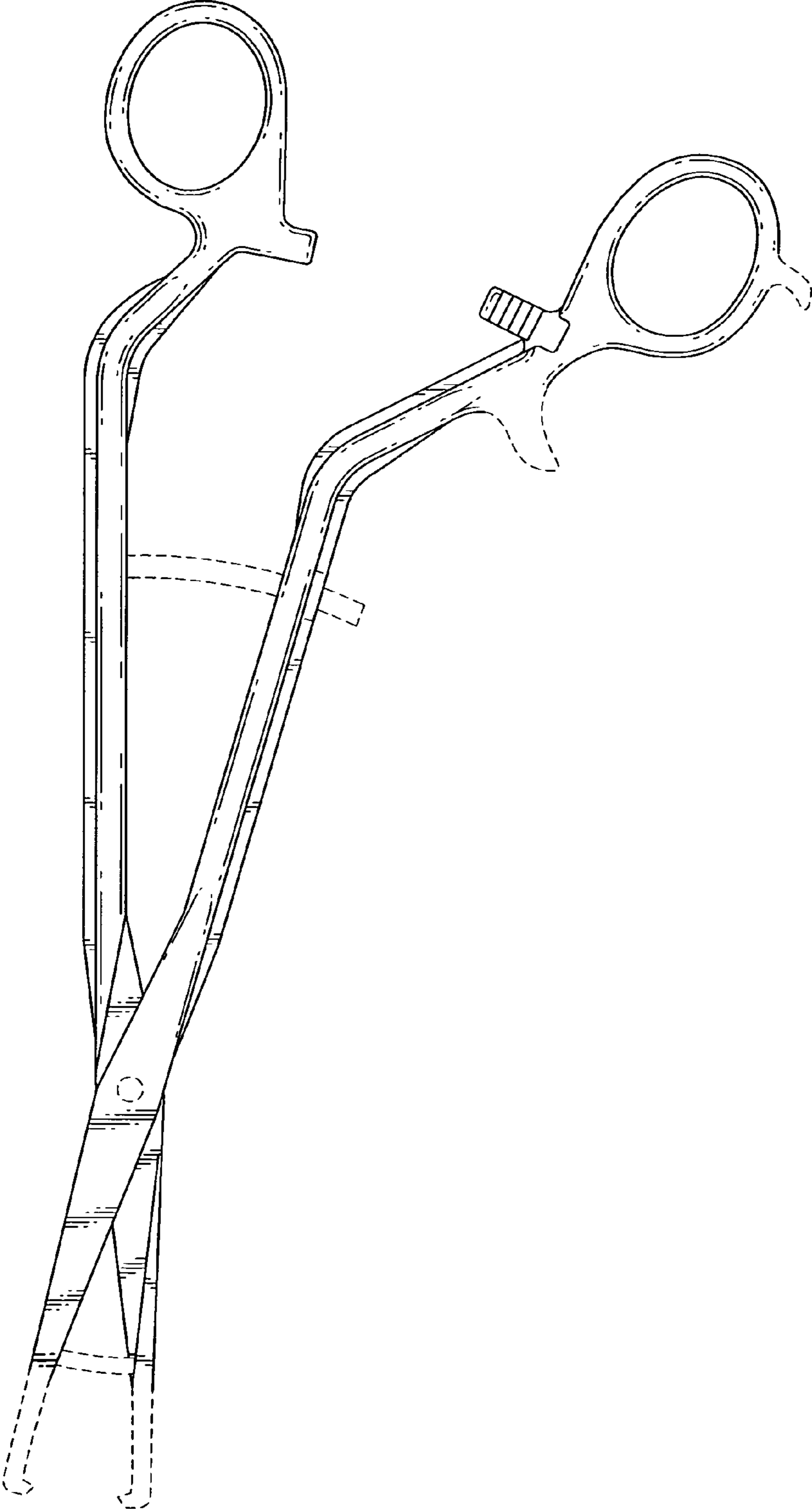



FIG. 5

FIG. 6



FIG. 7



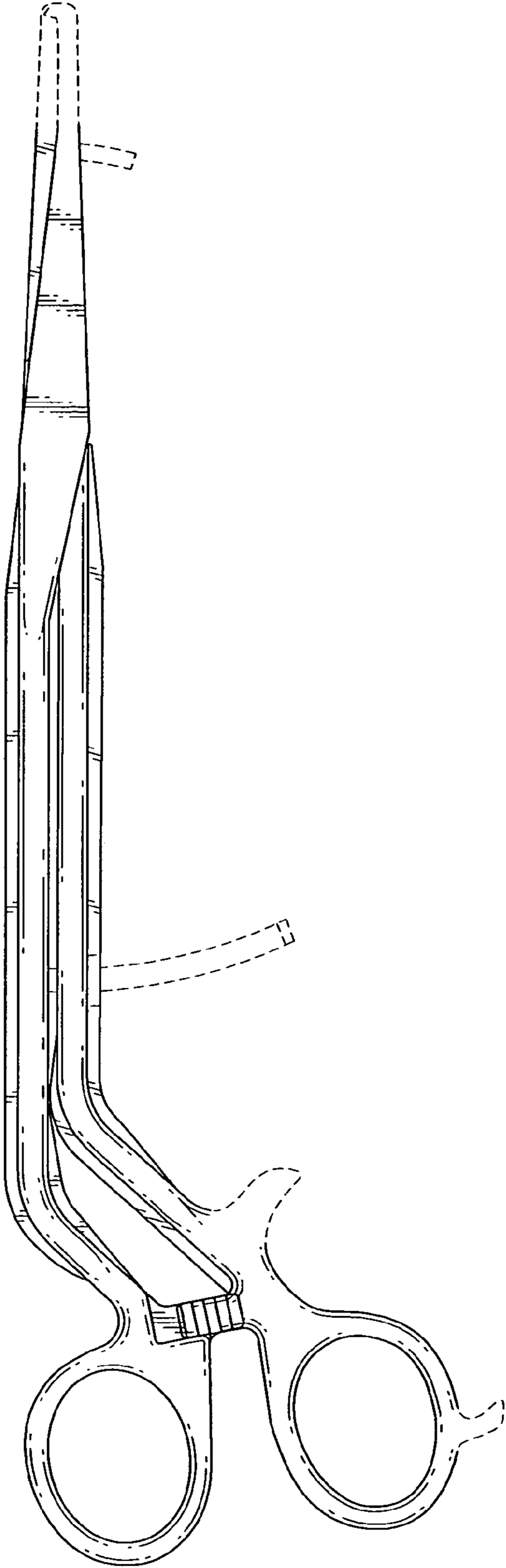


FIG. 8