



US00D644729S

(12) **United States Design Patent**  
**Ferris et al.**

(10) **Patent No.:** **US D644,729 S**  
(45) **Date of Patent:** **\*\* Sep. 6, 2011**

(54) **PADDED MASK FOR USE WITH CPAP**

(76) Inventors: **Jeremy J. Ferris**, Plymouth, MN (US);  
**June K. Ferris**, Plymouth, MN (US)

(\*\*) Term: **14 Years**

(21) Appl. No.: **29/358,777**

(22) Filed: **Mar. 31, 2010**

(51) **LOC (9) Cl.** ..... **29-02**

(52) **U.S. Cl.** ..... **D24/110.1**

(58) **Field of Classification Search** ..... D24/110,  
D24/110.1; 128/205.29, 205.25, 206.12,  
128/206.13, 206.24, 206.19, 206.25, 206.28;  
D2/500, 861; 2/9, 206, 207; D29/108; D6/300;  
40/768

See application file for complete search history.

(56) **References Cited**

U.S. PATENT DOCUMENTS

5,003,633	A *	4/1991	Itoh	.....	2/9
5,918,311	A *	7/1999	Lampson et al.	.....	2/49.2
5,918,598	A *	7/1999	Belfer et al.	.....	128/206.25
D424,786	S *	5/2000	Williams et al.	.....	D2/728
6,123,071	A	9/2000	Berthon-Jones et al.		
6,196,223	B1 *	3/2001	Belfer et al.	.....	128/206.25
D441,860	S	5/2001	Kopacko et al.		
D442,352	S *	5/2001	Benjamin et al.	.....	D2/861
D449,917	S *	11/2001	Dunn et al.	.....	D2/863

D498,529	S	11/2004	Kwok et al.		
6,851,429	B2 *	2/2005	Bishop	.....	128/206.25
D525,766	S *	8/2006	Lown et al.	.....	D2/860
7,178,527	B2	2/2007	Kwok et al.		
2005/0011521	A1	1/2005	Sprinkle et al.		
2008/0264422	A1	10/2008	Fishman		
2009/0107507	A1	4/2009	Moore		

\* cited by examiner

*Primary Examiner* — Ian Simmons

*Assistant Examiner* — Rashida Johnson

(57) **CLAIM**

The ornamental design for a padded mask for use with CPAP, as shown and described.

**DESCRIPTION**

FIG. 1 is a perspective view of a padded mask for use with CPAP showing my new design;

FIG. 2 is a front view thereof;

FIG. 3 is a side view (opposite side view is mirror image) thereof;

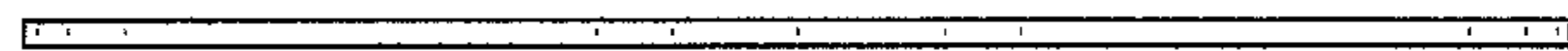
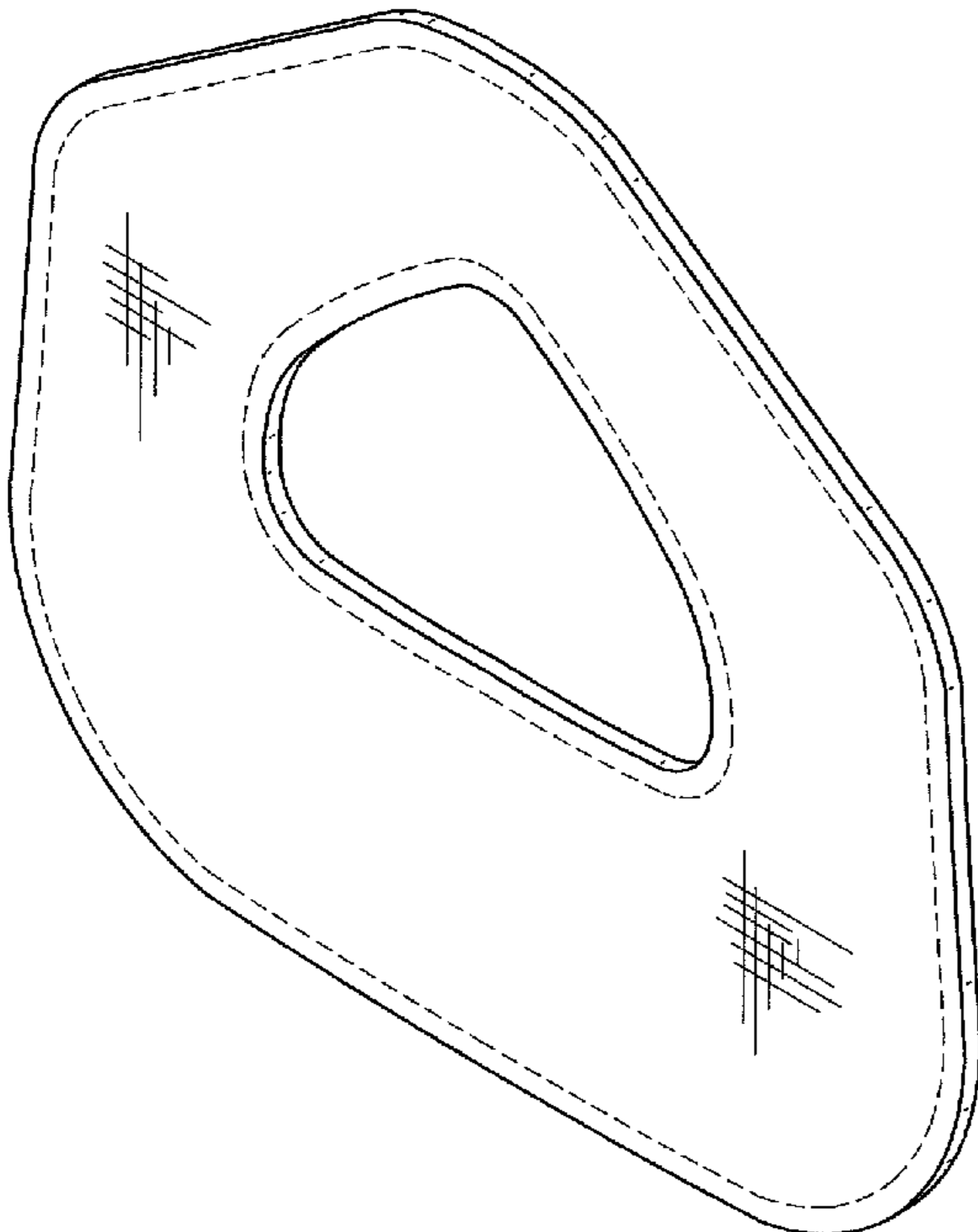
FIG. 4 is a top view thereof;

FIG. 5 is a bottom view thereof; and,

FIG. 6 is a perspective view in use with a CPAP thereof.

The dashed broken lines in FIGS. 1, 2 and 6, on the surface of the mask, represent stitching. The dot-dot dashed broken lines in FIG. 6 represent environmental structure, which forms no part of the claimed design.

**1 Claim, 4 Drawing Sheets**



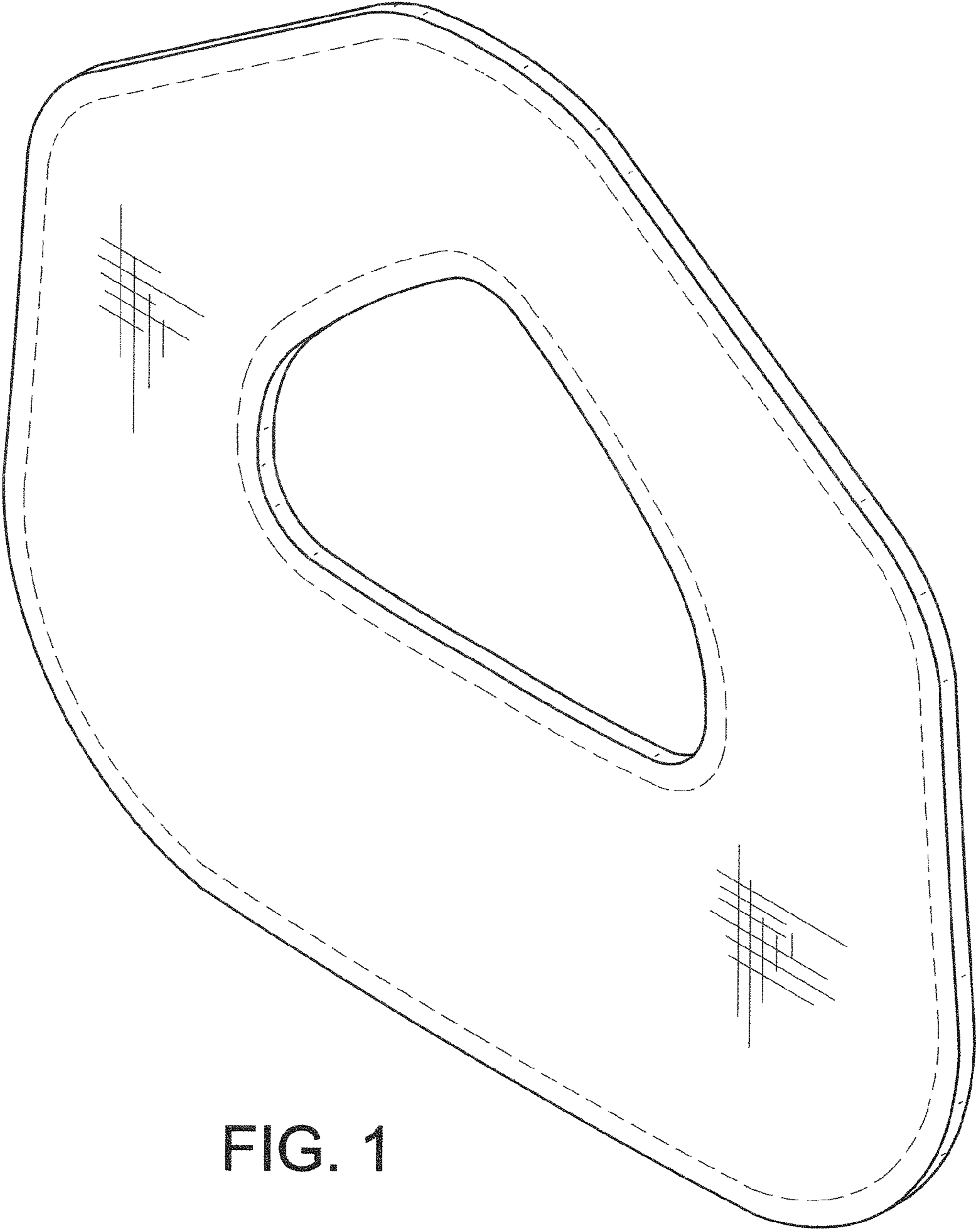


FIG. 1

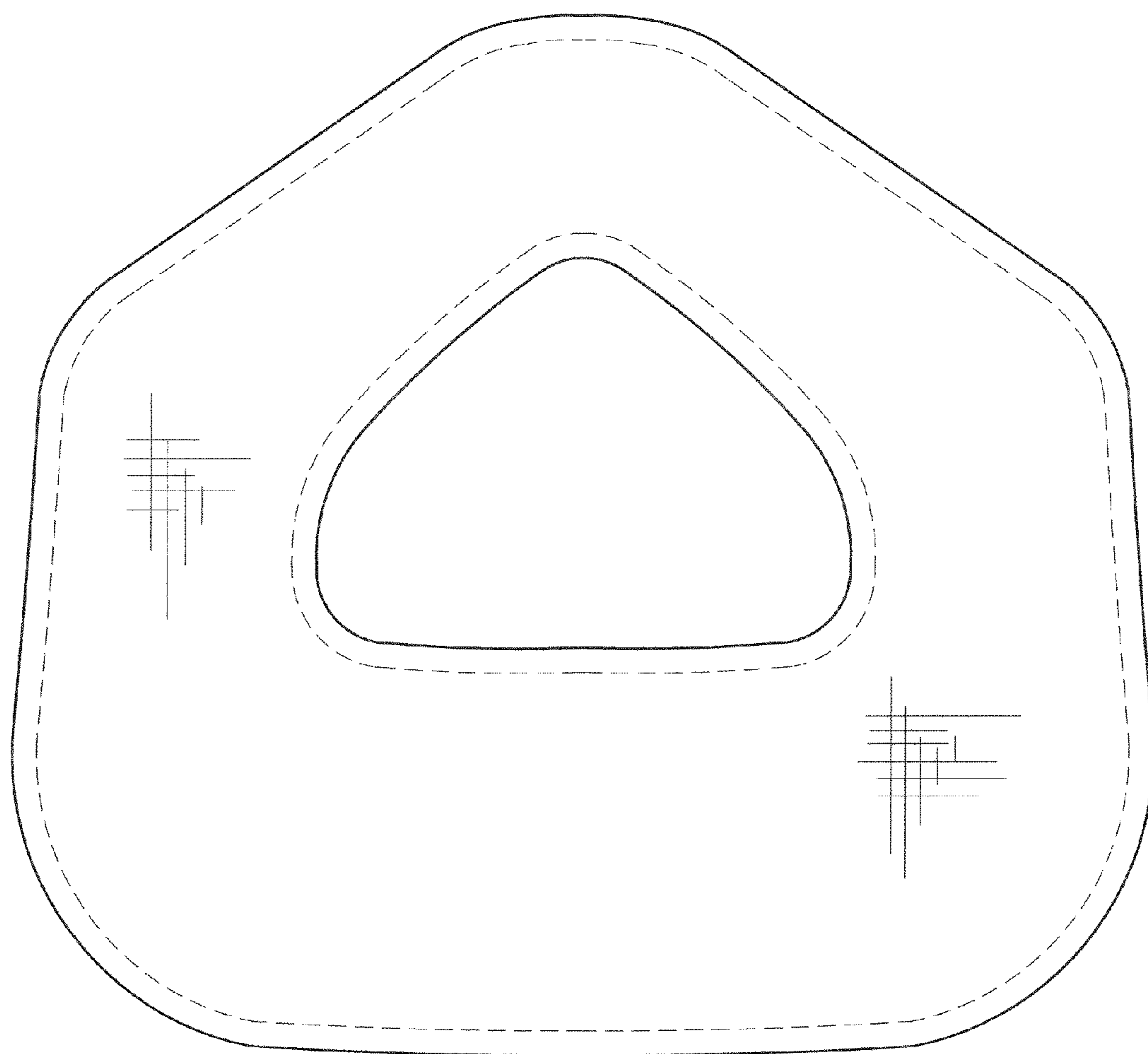


FIG. 2



FIG. 3




FIG. 4



FIG. 5

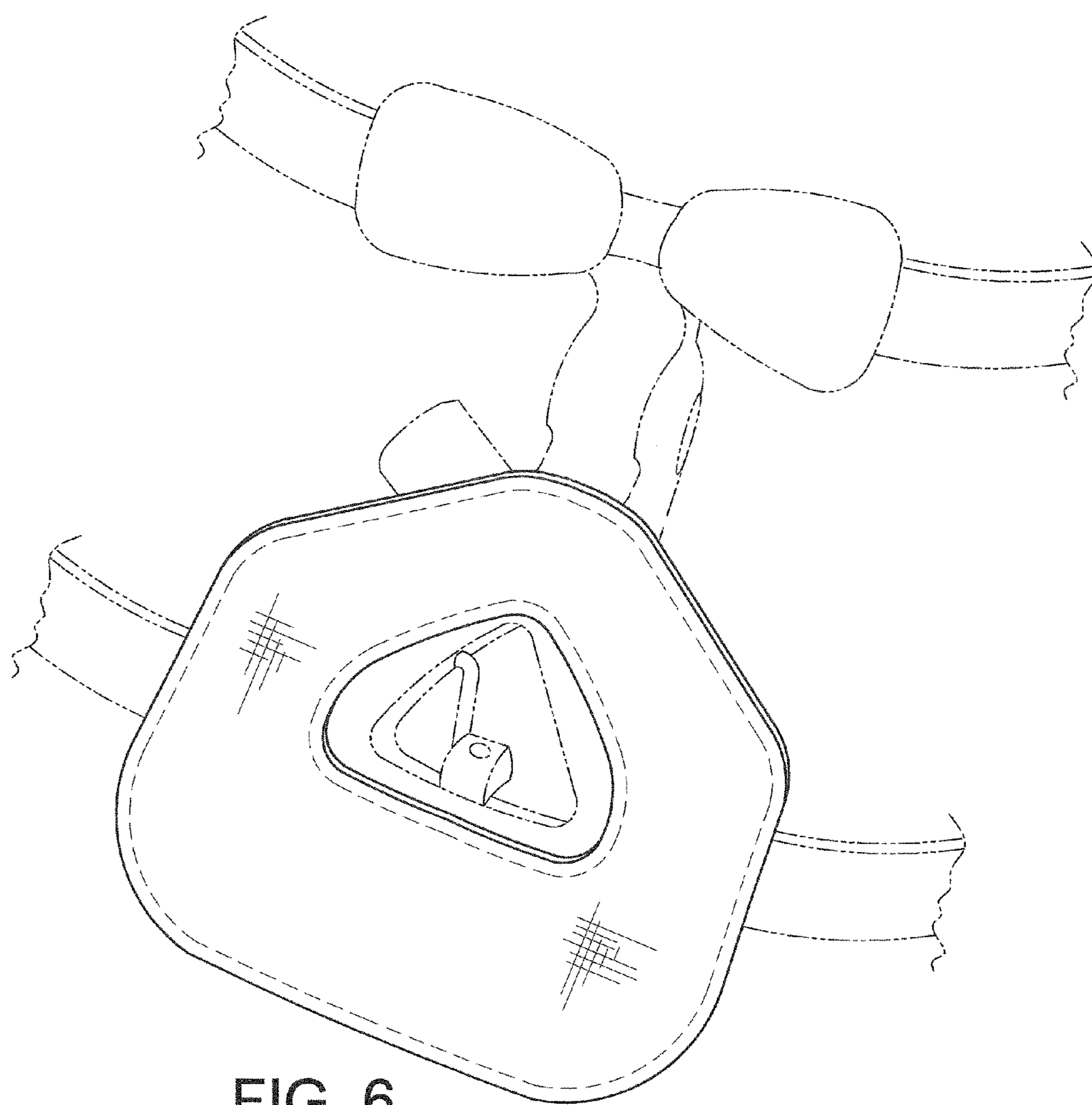


FIG. 6