



US00D644720S

(12) **United States Design Patent**
Bond et al.

(10) **Patent No.:** **US D644,720 S**

(45) **Date of Patent:** **** Sep. 6, 2011**

(54) **GASKET WITH A HANDLE**

(75) Inventors: **Stephen Peter Bond**, Houston, TX (US);
Anthony Russell Currie, Duncaster
(GB); **Stephen Woolfenden**, Rochdale
(GB); **Dean John Kirby**, Leeds (GB)

(73) Assignee: **Flexitallic Investments, Inc.**,
Kingwood, TX (US)

(**) Term: **14 Years**

(21) Appl. No.: **29/381,726**

(22) Filed: **Dec. 22, 2010**

(30) **Foreign Application Priority Data**

Nov. 24, 2010 (EM) 001246516

(51) **LOC (9) Cl.** **23-01**

(52) **U.S. Cl.** **D23/269**

(58) **Field of Classification Search** D23/269;
277/312-316, 27 R, 27 A, 215, 166, 235 B,
277/22; 215/250, 276, 350

See application file for complete search history.

(56) **References Cited**

U.S. PATENT DOCUMENTS

D35,064 S * 9/1901 Pulcifer D23/269
1,942,704 A * 1/1934 Hubbard et al. 277/601
D269,111 S * 5/1983 Logsdon D23/269

4,778,189 A * 10/1988 Udagawa 277/648
4,962,938 A * 10/1990 Cooper 277/598
D372,074 S * 7/1996 Wallace et al. D23/269
D375,150 S * 10/1996 Wainer D23/269
D633,183 S * 2/2011 Heintzman D23/269
2008/0012324 A1 * 1/2008 Dole et al. 285/339

* cited by examiner

Primary Examiner — T. Chase Nelson

Assistant Examiner — Eric Goodman

(74) *Attorney, Agent, or Firm* — Kilpatrick Townsend &
Stockton LLP

(57) **CLAIM**

The ornamental design for a gasket with a handle, as shown
and described.

DESCRIPTION

FIG. 1 is a perspective view of the left, front, and bottom of a
gasket with a handle, showing our new design.

FIG. 2 is a front view thereof, the rear view being a mirror
image of the front view.

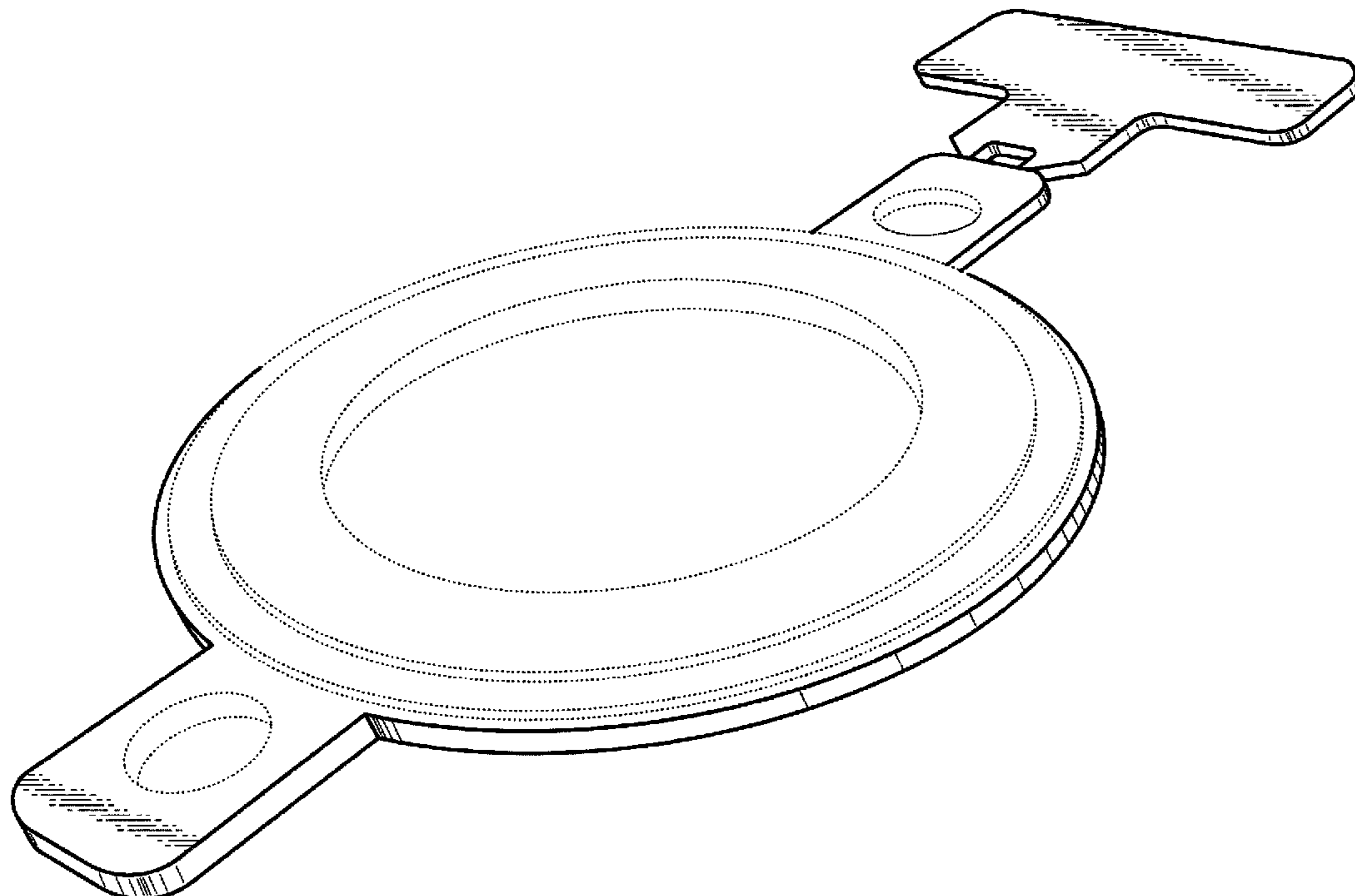
FIG. 3 is a bottom view thereof, the top view being a mirror
image of the bottom view.

FIG. 4 is a left side view thereof; and,

FIG. 5 is a right side view thereof.

Portions or features of the article not shown in the drawings
form no part of the claimed design. The broken lines in the
drawings form no part of the claimed design.

1 Claim, 3 Drawing Sheets



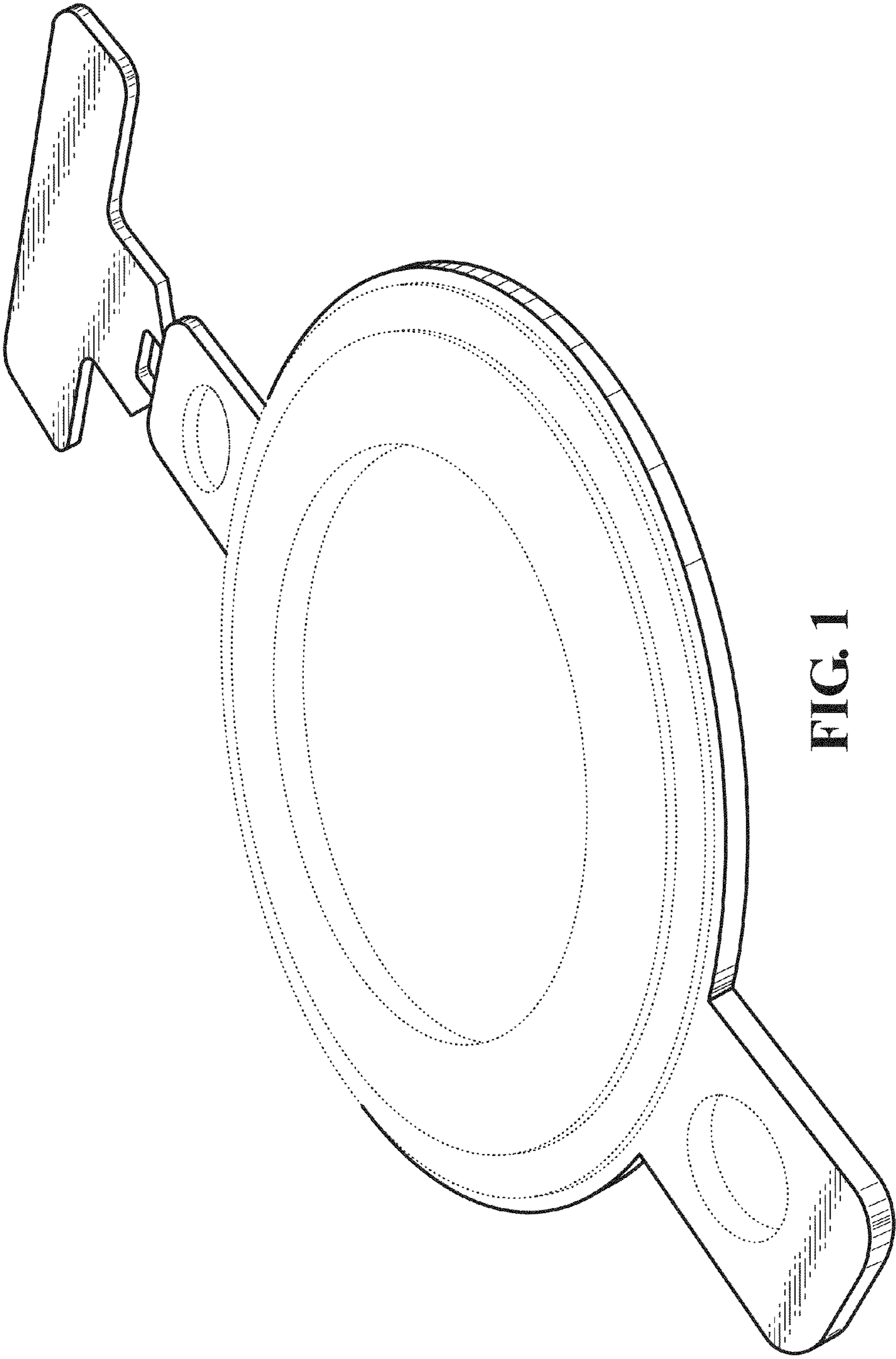


FIG. 1

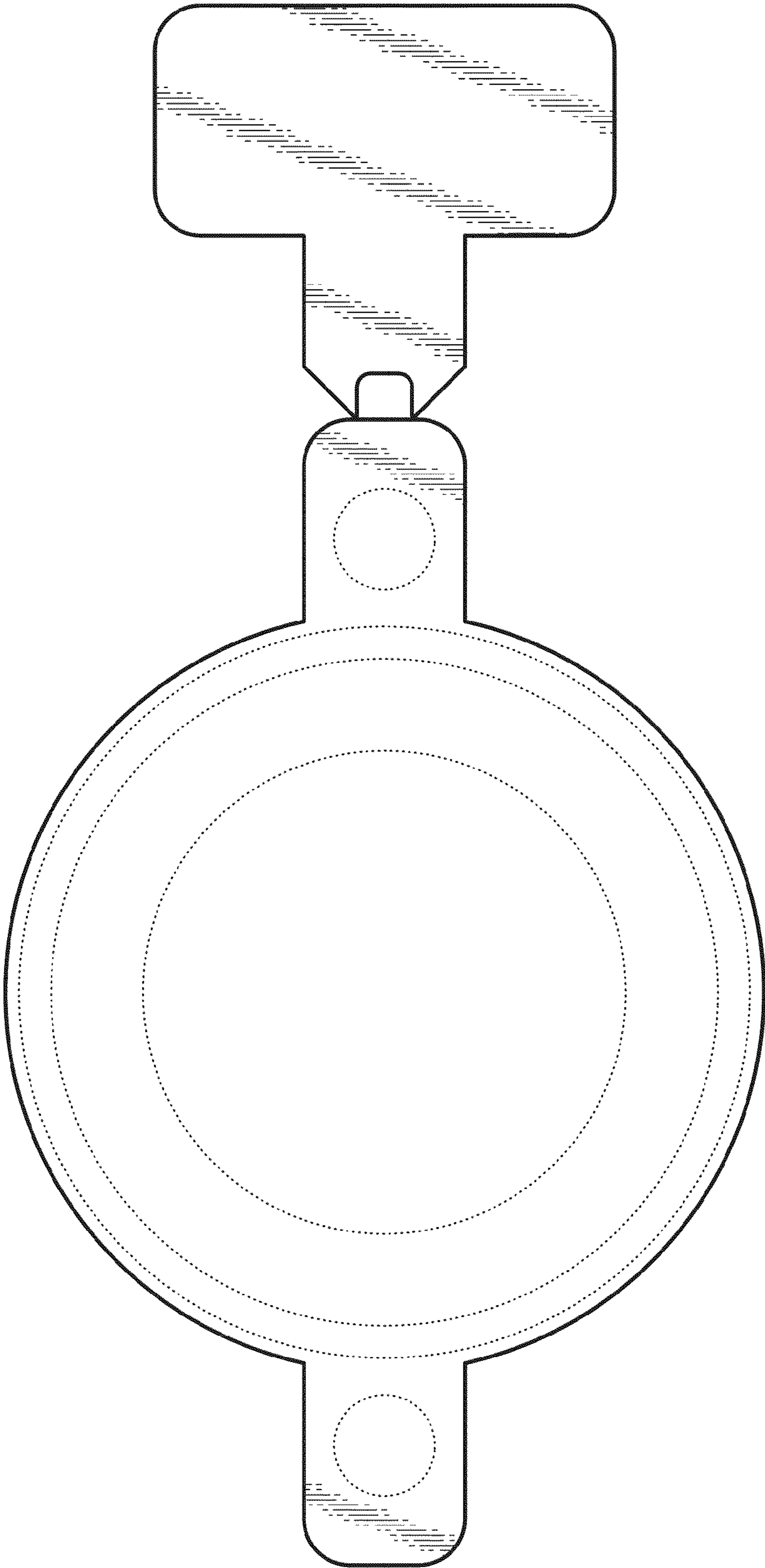


FIG. 2

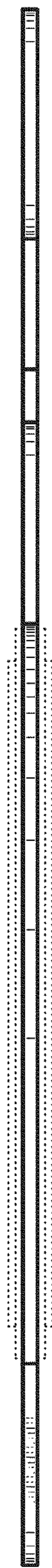


FIG. 3




FIG. 4

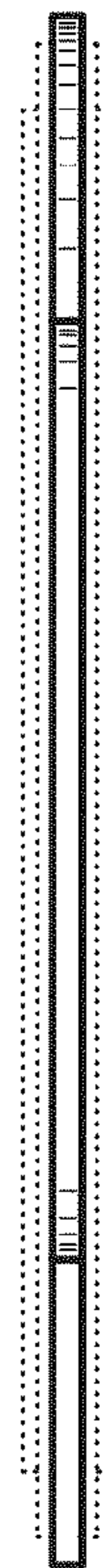


FIG. 5