



US00D644709S

(12) **United States Design Patent**
Lin

(10) **Patent No.:** **US D644,709 S**

(45) **Date of Patent:** **** Sep. 6, 2011**

(54) **FISHING ROD LINE GUIDE**

D494,249 S * 8/2004 Grayson D22/143
D627,032 S * 11/2010 Gimbert D22/143

(76) Inventor: **Yi-Te Lin**, Tainan (TW)

* cited by examiner

(**) Term: **14 Years**

Primary Examiner — Catheri Oliver

(21) Appl. No.: **29/388,533**

(57) **CLAIM**

The ornamental design for the fishing rod line guide, as shown and described.

(22) Filed: **Mar. 30, 2011**

(51) **LOC (9) Cl.** **22-05**

(52) **U.S. Cl.** **D22/143**

(58) **Field of Classification Search** D22/143,
D22/137-140; 43/24

See application file for complete search history.

DESCRIPTION


FIG. 1 is a perspective view of the fishing rod line guide showing my new design;
FIG. 2 is a front elevation view thereof;
FIG. 3 is a rear elevation view thereof;
FIG. 4 is a left side elevation view thereof;
FIG. 5 is a right side elevation view thereof;
FIG. 6 is a top plan view thereof; and,
FIG. 7 is a bottom plan view thereof.

(56) **References Cited**

U.S. PATENT DOCUMENTS

D349,749 S * 8/1994 Yamamoto et al. D22/143
D395,695 S * 6/1998 Ohmura D22/143
D482,427 S * 11/2003 Park D22/143

1 Claim, 4 Drawing Sheets






FIG. 1

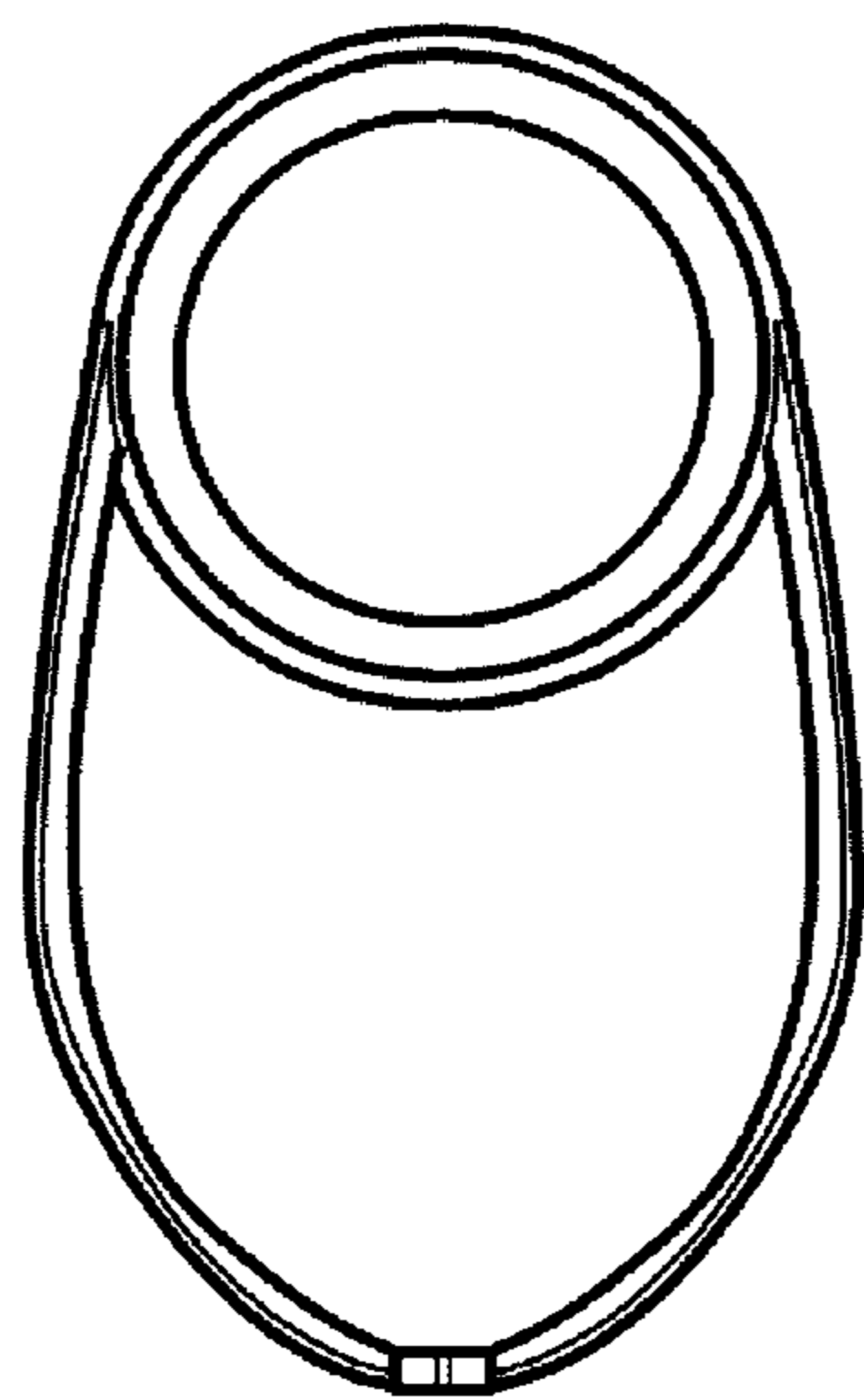


FIG. 2

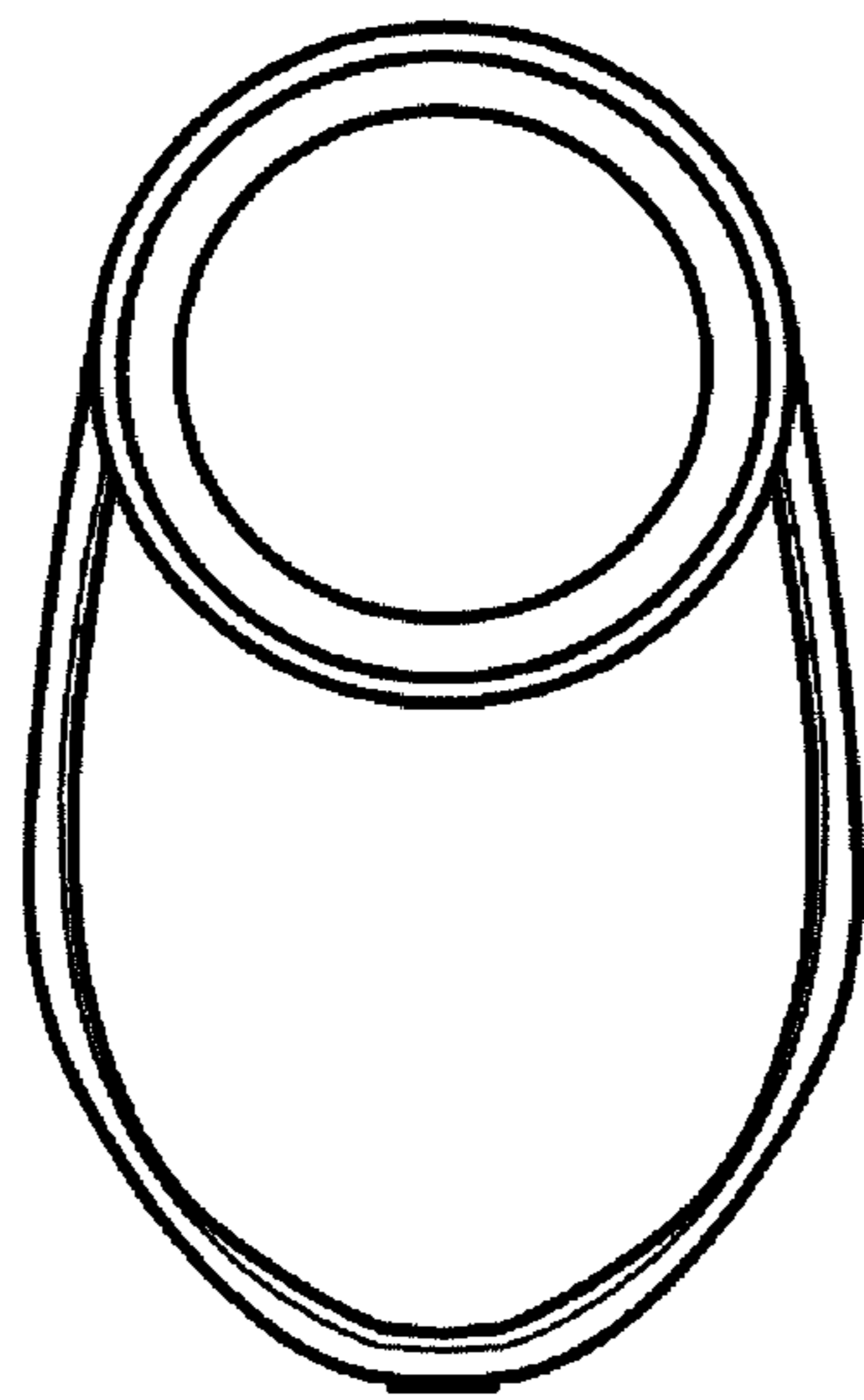


FIG. 3




FIG. 4



FIG. 5




FIG. 6

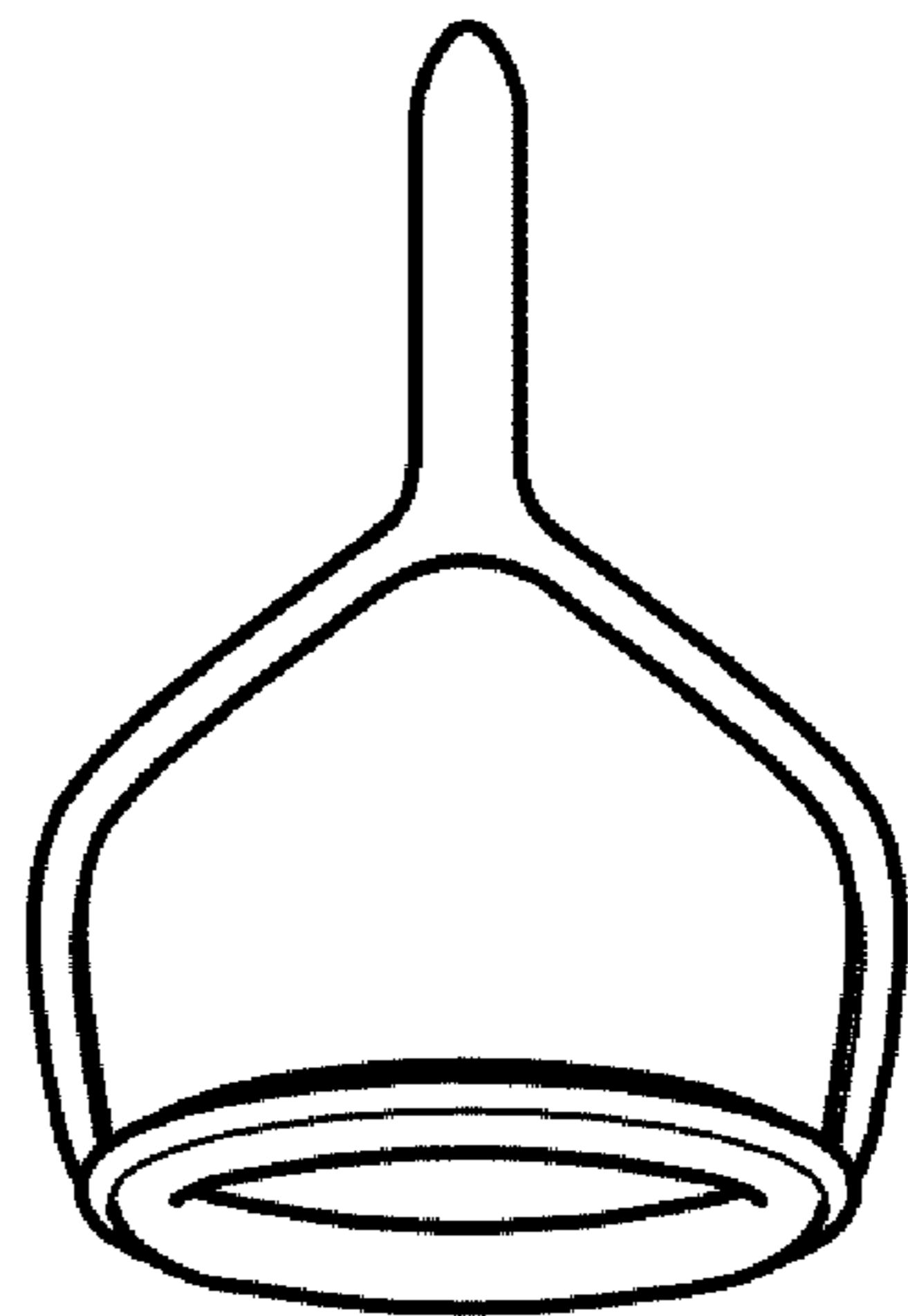


FIG. 7