



US00D644647S

(12) **United States Design Patent**
Sykes

(10) **Patent No.:** **US D644,647 S**

(45) **Date of Patent:** **** Sep. 6, 2011**

(54) **LAPTOP SUPPORT**

(76) **Inventor:** **John J. Sykes, Northridge, CA (US)**

(**) **Term:** **14 Years**

(21) **Appl. No.:** **29/313,474**

(22) **Filed:** **Jan. 9, 2009**

(51) **LOC (9) Cl.** **14-02**

(52) **U.S. Cl.** **D14/447**

(58) **Field of Classification Search** D14/432,
D14/433, 439, 447, 451, 460, 461, 217, 299;
D1/100, 101, 127-129, 199; D8/402; D11/131,
D11/132; D19/95, 96; D26/142, 138, 139,
D26/76; D25/136, 164; 361/679.59, 679.02,
361/679.09, 679.55; 248/126, 127, 371,
248/158, 173.1, 188.1, 188.8
See application file for complete search history.

(56) **References Cited**

U.S. PATENT DOCUMENTS

1,681,732	A *	8/1928	Gray	248/677
D143,039	S *	11/1945	Shanfield	D8/402
3,362,666	A *	1/1968	O'Donnell	248/633
D220,375	S *	4/1971	Dogliotti	D1/127
D379,470	S *	5/1997	Gilbert	D18/56
D386,007	S *	11/1997	Eckhardt	D6/300
D390,209	S *	2/1998	Dials et al.	D14/451
D396,323	S *	7/1998	Miranda	D26/142
D406,577	S *	3/1999	Fitzsimmons	D14/461
6,279,861	B1 *	8/2001	Nolan	248/188.2
D459,023	S *	6/2002	Dolan	D26/142
D464,161	S *	10/2002	Nourishad	D26/78

D474,190	S *	5/2003	Goto	D14/451
D476,764	S *	7/2003	Khovaylo et al.	D26/37
D482,697	S *	11/2003	Tsen	D14/457
D508,055	S *	8/2005	Lo	D14/451
D567,425	S *	4/2008	Yates	D26/76
D589,519	S *	3/2009	Smith	D14/461
7,697,282	B2 *	4/2010	Jackson et al.	361/679.59
D616,448	S *	5/2010	Skillman et al.	D14/439
D617,935	S *	6/2010	Miletich et al.	D26/76
D619,669	S *	7/2010	Mesirow	D21/797
2006/0285285	A1 *	12/2006	Tracy et al.	361/683
2008/0251663	A1 *	10/2008	Tracy et al.	248/188.8
2009/0184218	A1 *	7/2009	Buckles	248/176.1
2009/0212180	A1 *	8/2009	Lord	248/176.1

* cited by examiner

Primary Examiner — Cathron Brooks

Assistant Examiner — Deanna Fluegeman


(57) **CLAIM**

The ornamental design for the laptop support, a one component design, however the ornamental design is made complete as a pair as shown.

DESCRIPTION

FIG. 1 is the top view of the laptop support showing my new design;
FIG. 2 is the front view thereof; wherein the lighter material is aluminum and the darker material is rubber;
FIG. 3 is the back view thereof;
FIG. 4 is the bottom view thereof; and,
FIG. 5 is the left side view thereof, the right side being a mirror image of the left side.

1 Claim, 1 Drawing Sheet






Fig. 1




Fig. 2




Fig. 3




Fig. 4



Fig. 5