



US00D644627S

(12) **United States Design Patent**  
**Garrett**

(10) **Patent No.:** **US D644,627 S**  
(45) **Date of Patent:** **\*\* Sep. 6, 2011**

- (54) **BLUETOOTH SPEAKER SYSTEM**
- (75) Inventor: **Jennifer Elizabeth Garrett**, Ardsley, PA (US)
- (73) Assignee: **SDI Technologies, Inc.**, Rahway, NJ (US)
- (\*\*) Term: **14 Years**
- (21) Appl. No.: **29/379,437**
- (22) Filed: **Nov. 19, 2010**
- (51) **LOC (9) Cl.** ..... **14-01**
- (52) **U.S. Cl.** ..... **D14/214**
- (58) **Field of Classification Search** ..... D14/204, D14/210–215, 172; 181/143–144, 147–148, 181/150–153, 157, 198–199; 381/300–303, 381/306, 332–333, 336, 345, 361–364, 386–388  
See application file for complete search history.

(56) **References Cited**

**U.S. PATENT DOCUMENTS**

D546,319 S *	7/2007	Hakoda	.....	D14/214
D567,223 S *	4/2008	Carbone et al.	.....	D14/214
D568,294 S *	5/2008	Sawhney et al.	.....	D14/214
D579,003 S *	10/2008	Kim et al.	.....	D14/214
D588,577 S *	3/2009	Blanchette	.....	D14/214

\* cited by examiner

*Primary Examiner* — Nanda Bondade

(74) *Attorney, Agent, or Firm* — Ostrolenk Faber LLP

(57) **CLAIM**



The ornamental design for a bluetooth speaker system, as shown and described.

**DESCRIPTION**

FIG. 1 is a front perspective view of a first embodiment of a bluetooth speaker system showing my new design;  
 FIG. 2 is a front view thereof;  
 FIG. 3 is a rear view thereof;  
 FIG. 4 is a top view thereof;  
 FIG. 5 is a bottom side view thereof;  
 FIG. 6 is a left side view, the right side view being a mirror image;  
 FIG. 7 is a front perspective view of a second embodiment thereof;  
 FIG. 8 is a front view thereof;  
 FIG. 9 is a rear view thereof;  
 FIG. 10 is a top view thereof;  
 FIG. 11 is a bottom view thereof;  
 FIG. 12 is a left side view, the right side view being a mirror image; and,  
 FIG. 13 is a cross-sectional view along line 13—13 in FIG. 10.

The broken lines in the drawings illustrate environmental material that forms no part of the claimed design.

**1 Claim, 13 Drawing Sheets**






FIG. 1




FIG. 2

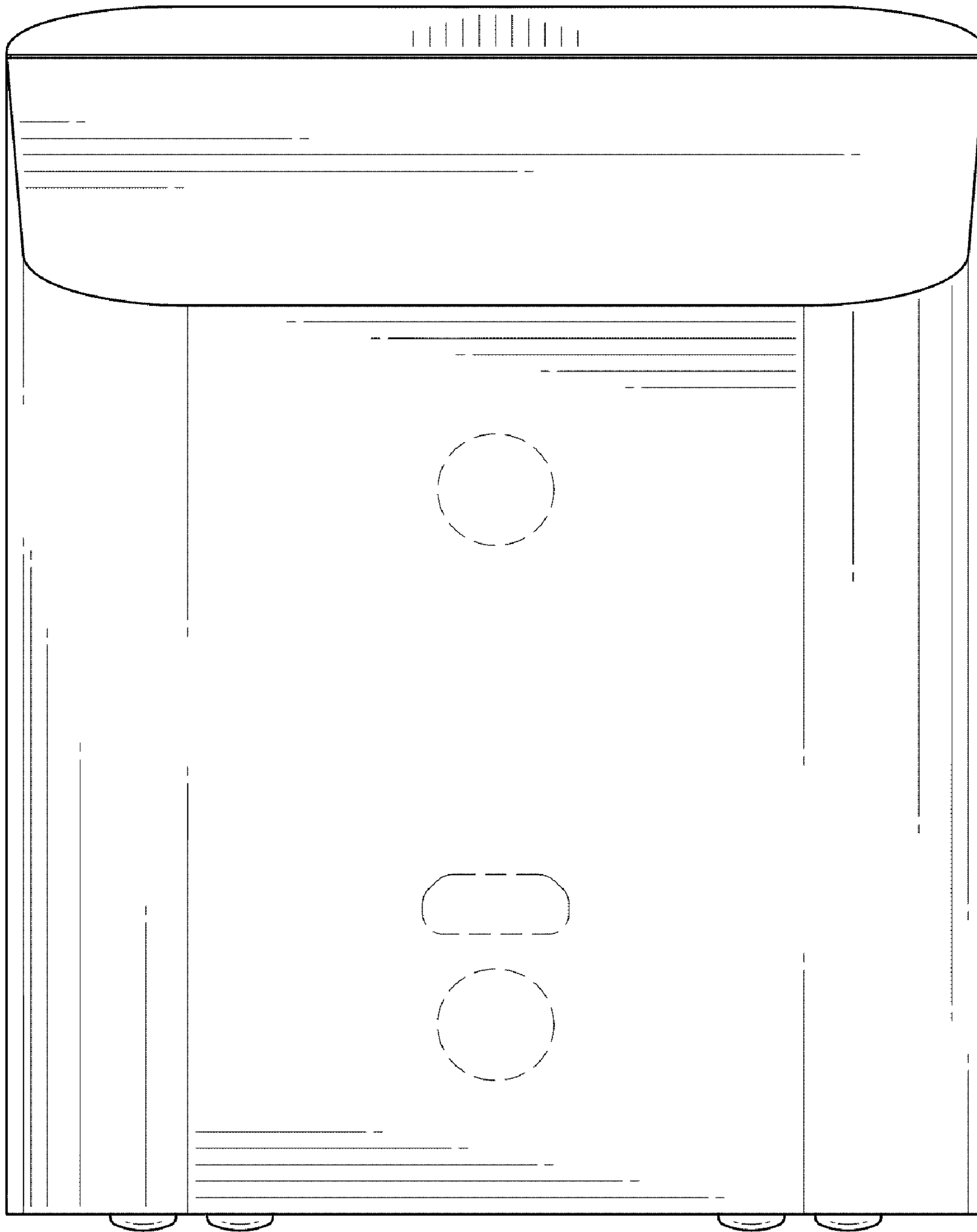


FIG. 3

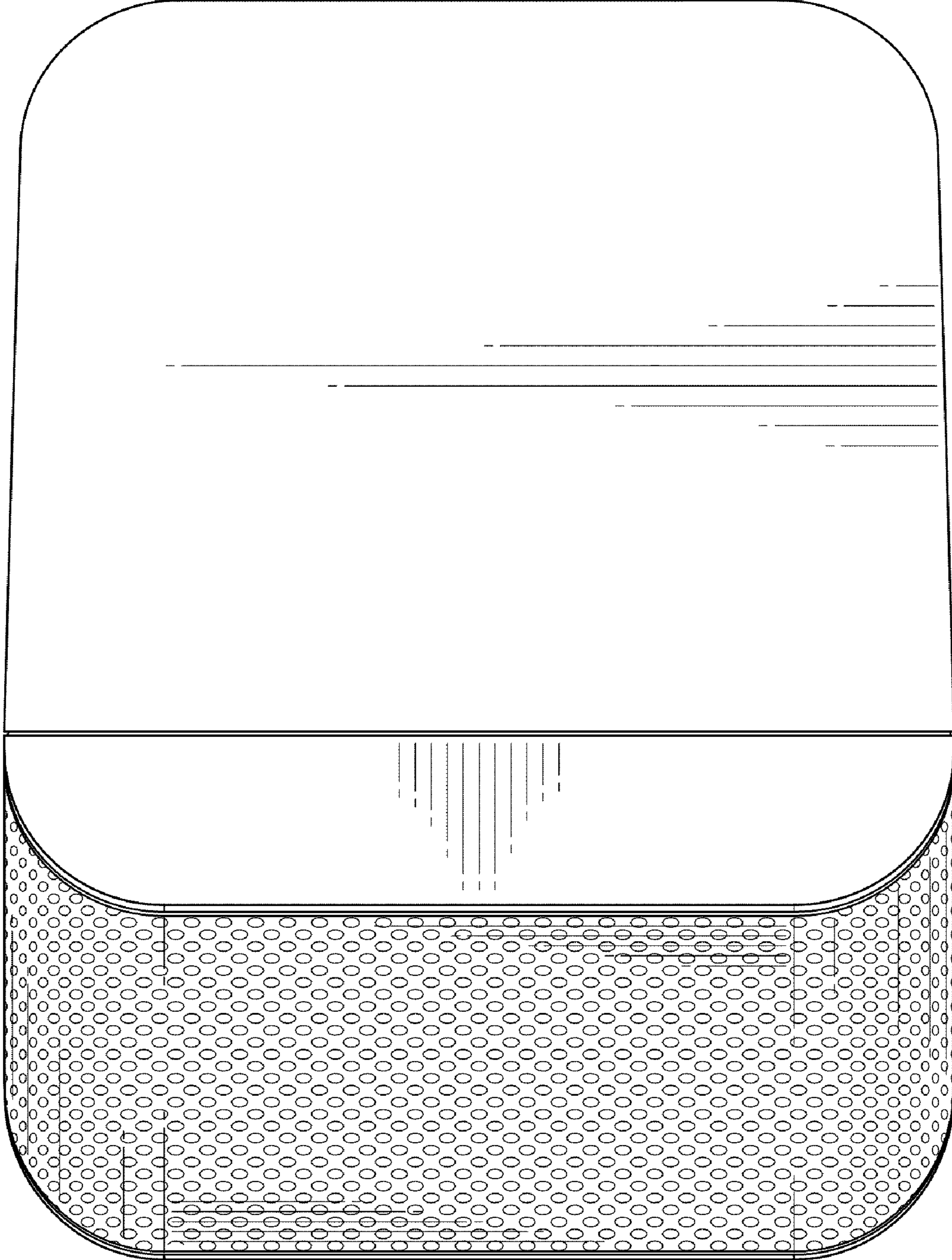


FIG. 4

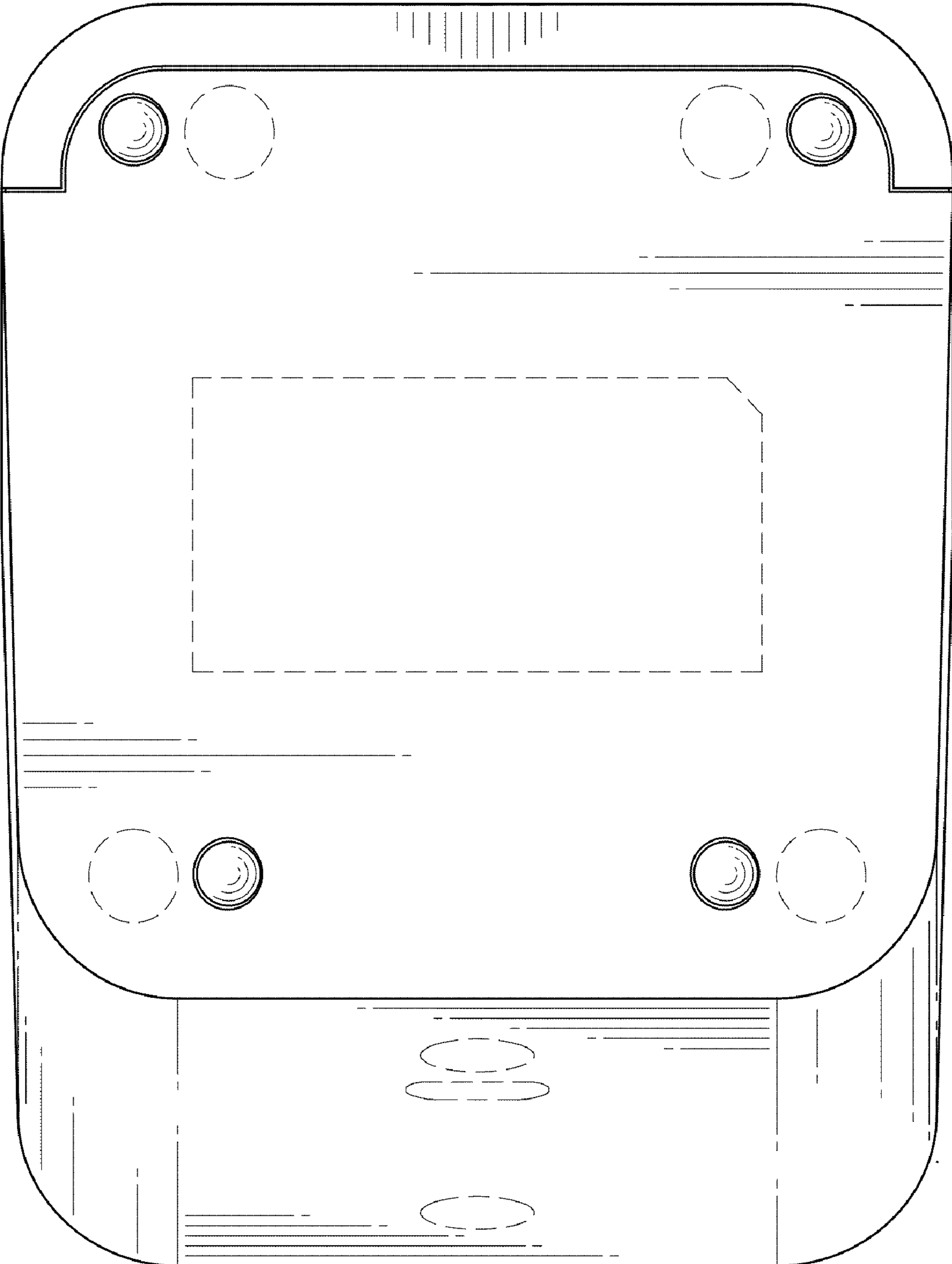


FIG. 5

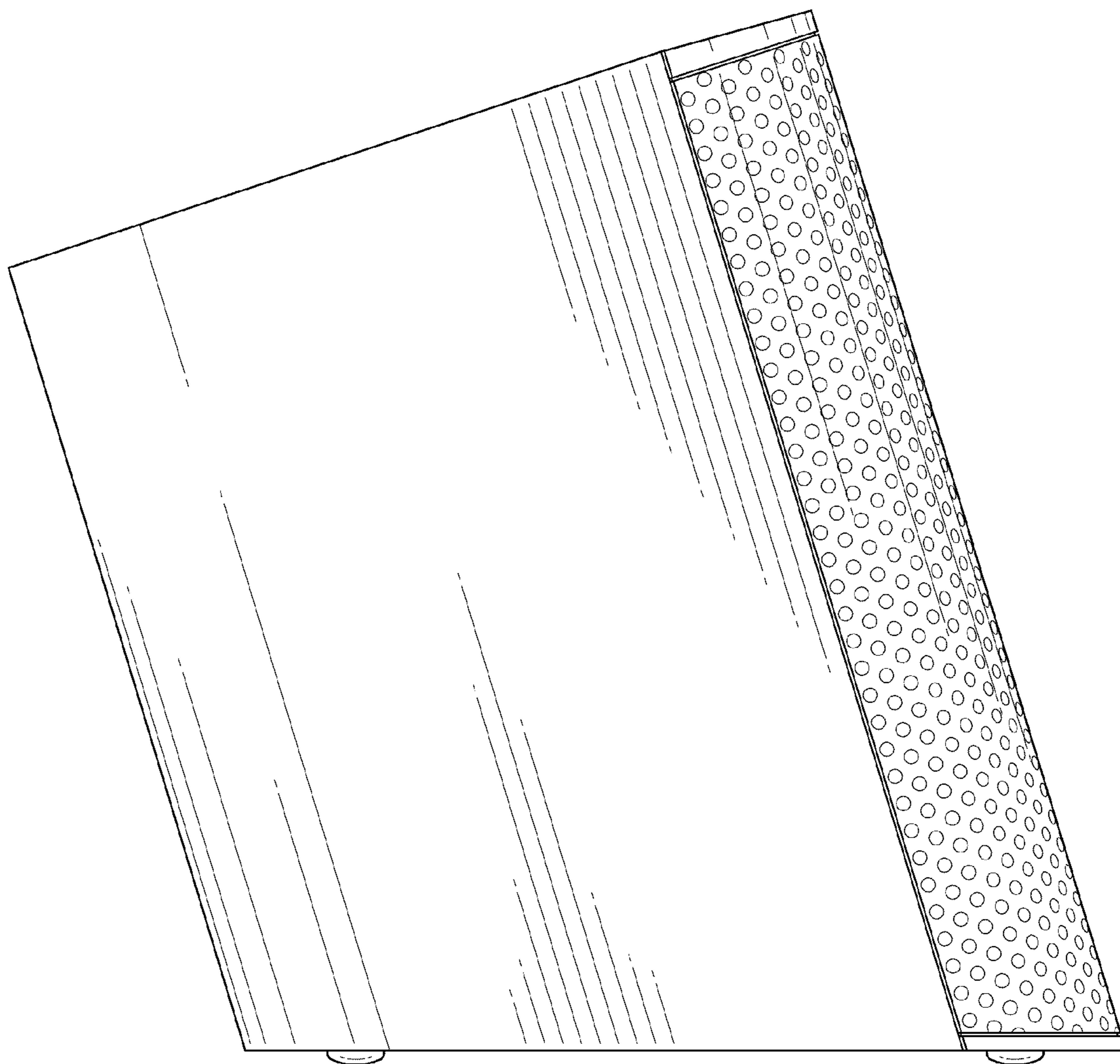


FIG. 6




FIG. 7






FIG. 8

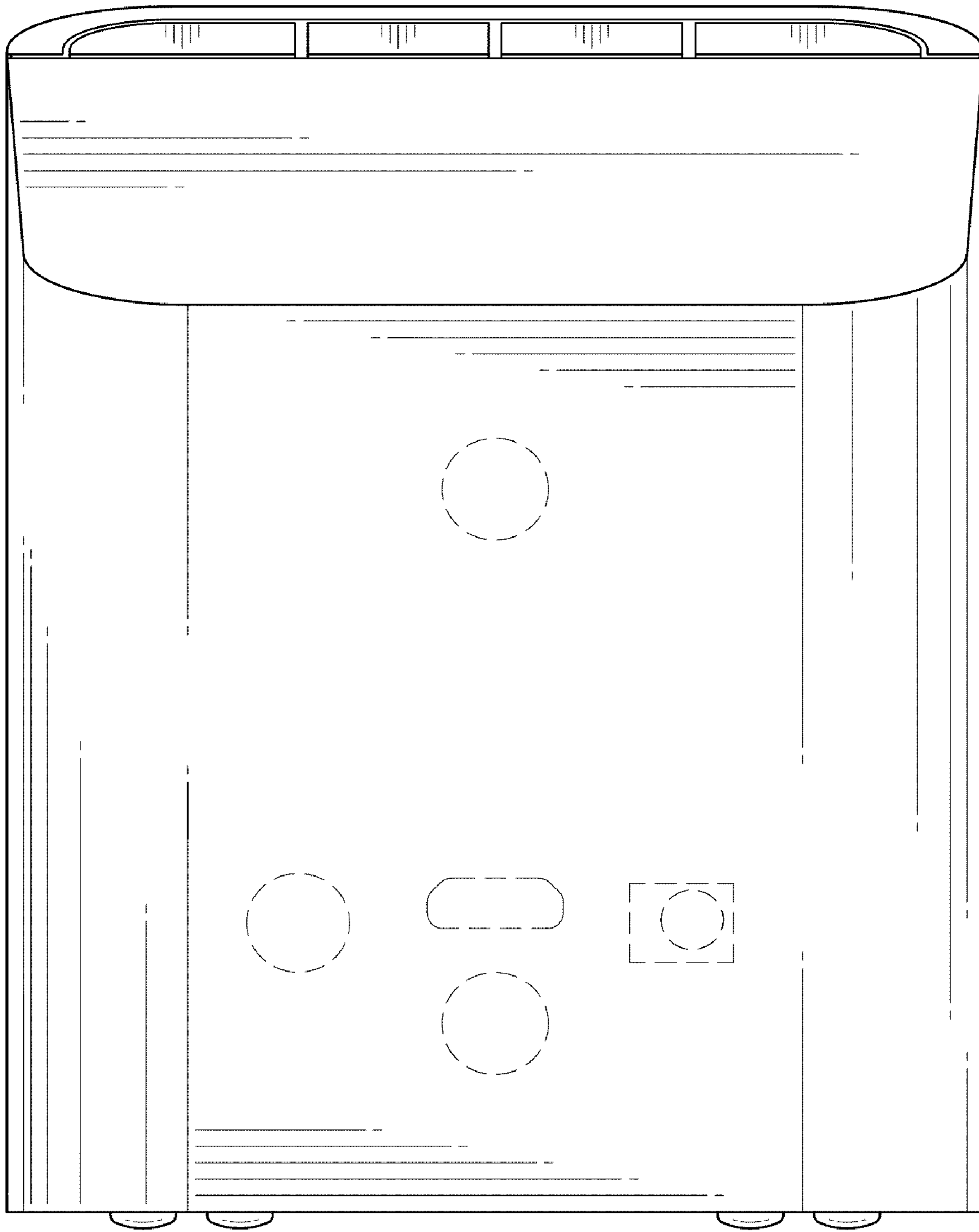


FIG. 9

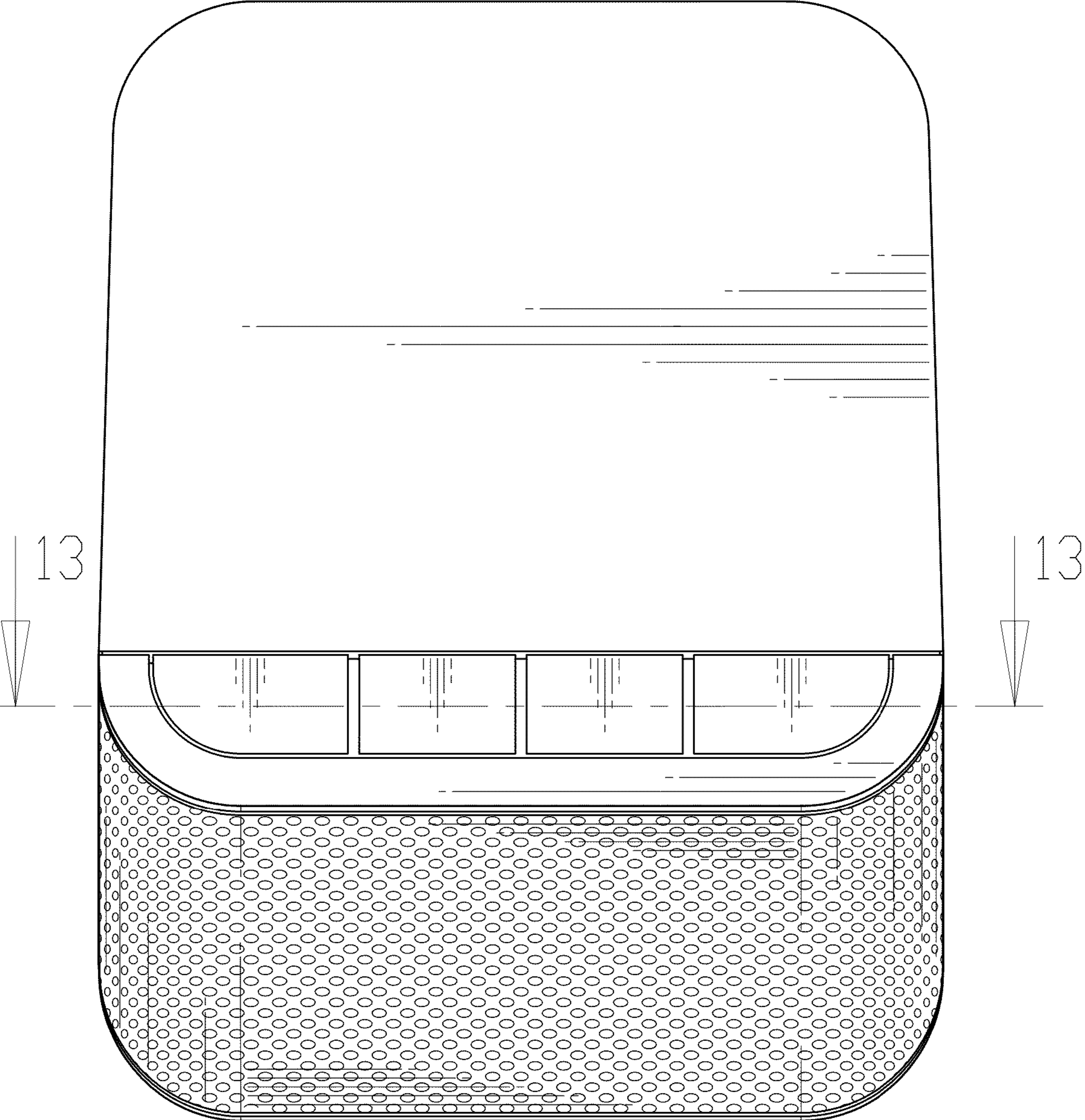


FIG.10




FIG. 11

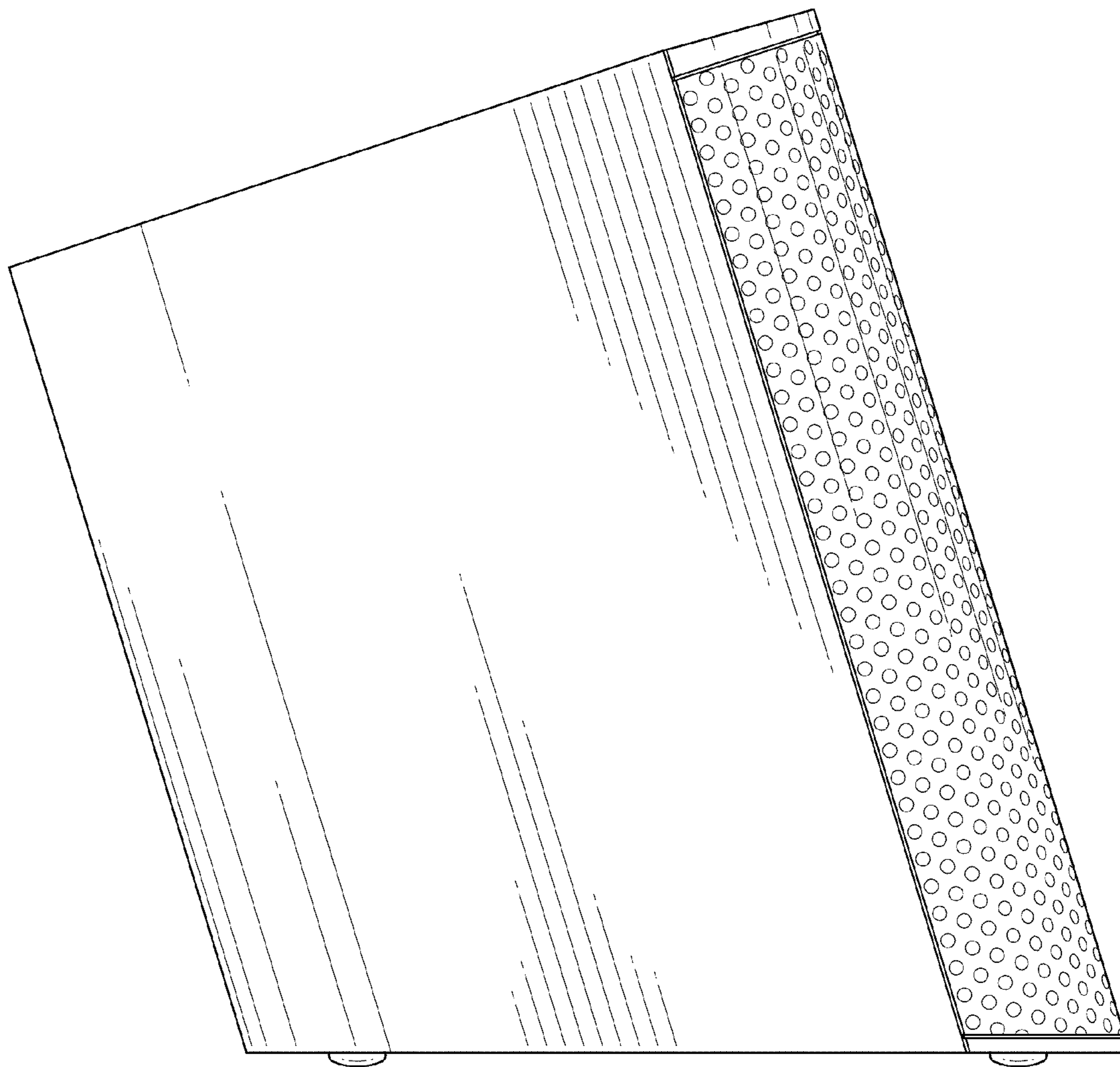


FIG. 12




FIG. 13

UNITED STATES PATENT AND TRADEMARK OFFICE  
**CERTIFICATE OF CORRECTION**

PATENT NO. : D644,627 S  
APPLICATION NO. : 29/379437  
DATED : September 6, 2011  
INVENTOR(S) : Jennifer Elizabeth Garrett

Page 1 of 1

It is certified that error appears in the above-identified patent and that said Letters Patent is hereby corrected as shown below:

ON THE TITLE PAGE:

Item (73) Assignee should read:

SDI Technologies, Inc.

Signed and Sealed this  
Twenty-ninth Day of November, 2011

A handwritten signature in black ink that reads "David J. Kappos". The signature is written in a cursive, slightly slanted style.

David J. Kappos  
*Director of the United States Patent and Trademark Office*