



US00D644601S

(12) **United States Design Patent**
Adriani

(10) **Patent No.:** **US D644,601 S**

(45) **Date of Patent:** **** *Sep. 6, 2011**

(54) **SOLAR MODULE**

(75) Inventor: **Paul M. Adriani**, Palo Alto, CA (US)

(73) Assignee: **Nanosolar, Inc.**, San Jose, CA (US)

(*) Notice: This patent is subject to a terminal disclaimer.

(**) Term: **14 Years**

(21) Appl. No.: **29/317,529**

(22) Filed: **Apr. 30, 2008**

(51) **LOC (9) Cl.** **13-02**

(52) **U.S. Cl.** **D13/102**

(58) **Field of Classification Search** D13/102,
D13/101, 103, 119, 184, 199; 126/561, 667;
136/206, 244-251, 256, 291, 292
See application file for complete search history.

(56) **References Cited**

U.S. PATENT DOCUMENTS

D236,473 S * 8/1975 Estes et al. D13/102
4,186,720 A * 2/1980 Schmauder et al. 126/667
D258,232 S * 2/1981 Weis D13/102
D271,129 S * 10/1983 Demmer D13/102

(Continued)

FOREIGN PATENT DOCUMENTS

JP 2001-339087 7/2001

OTHER PUBLICATIONS

First Solar Product Brochure published by Phoenix Solar dated Oct. 2007.

Primary Examiner — Prabhakar Deshmukh

Assistant Examiner — Derrick Holland

(57) **CLAIM**


The ornamental design for a solar module, as shown and described.

DESCRIPTION

FIG. 1 is a top plan view of a solar module showing my new design;

FIG. 2 is a bottom plan view thereof;
FIG. 3 is a front view thereof;
FIG. 4 is a rear view thereof;
FIG. 5 is a left side view thereof; and
FIG. 6 is a right side view thereof.
FIG. 7 is a top plan view of an alternative embodiment of a solar module showing my new design;
FIG. 8 is a bottom plan view thereof;
FIG. 9 is a front view thereof;
FIG. 10 is a rear view thereof;
FIG. 11 is a left side view thereof; and
FIG. 12 is a right side view thereof.
FIG. 13 is a top plan view of an alternative embodiment of a solar module showing my new design;
FIG. 14 is a bottom plan view thereof;
FIG. 15 is a front view thereof;
FIG. 16 is a rear view thereof;
FIG. 17 is a left side view thereof; and
FIG. 18 is a right side view thereof.
FIG. 19 is a top plan view of an alternative embodiment of a solar module showing my new design;
FIG. 20 is a bottom plan view thereof;
FIG. 21 is a front view thereof;
FIG. 22 is a rear view thereof;
FIG. 23 is a left side view thereof; and
FIG. 24 is a right side view thereof.
FIG. 25 is a top plan view of an alternative embodiment of a solar module showing my new design;
FIG. 26 is a bottom plan view thereof;
FIG. 27 is a front view thereof;
FIG. 28 is a rear view thereof;
FIG. 29 is a left side view thereof; and
FIG. 30 is a right side view thereof.
FIG. 31 is a top plan view of an alternative embodiment of a solar module showing my new design;
FIG. 32 is a bottom plan view thereof;
FIG. 33 is a front view thereof;
FIG. 34 is a rear view thereof;
FIG. 35 is a left side view thereof; and
FIG. 36 is a right side view thereof.
The broken lines shown represent unclaimed subject matter and form no part of the claimed design.

1 Claim, 12 Drawing Sheets



US D644,601 S

Page 2

U.S. PATENT DOCUMENTS

5,330,583	A	*	7/1994	Asai et al.	136/251	D397,990	S	*	9/1998	Fukuhara et al.	D13/102
D353,129	S	*	12/1994	Ricaud et al.	D13/102	D442,139	S	*	5/2001	Sasaoka	D13/102
D380,191	S	*	6/1997	White	D13/102	D442,549	S	*	5/2001	Sasaoka	D13/119
D389,454	S	*	1/1998	Mori	D13/102	D445,088	S	*	7/2001	Sasaoka	D13/119

* cited by examiner

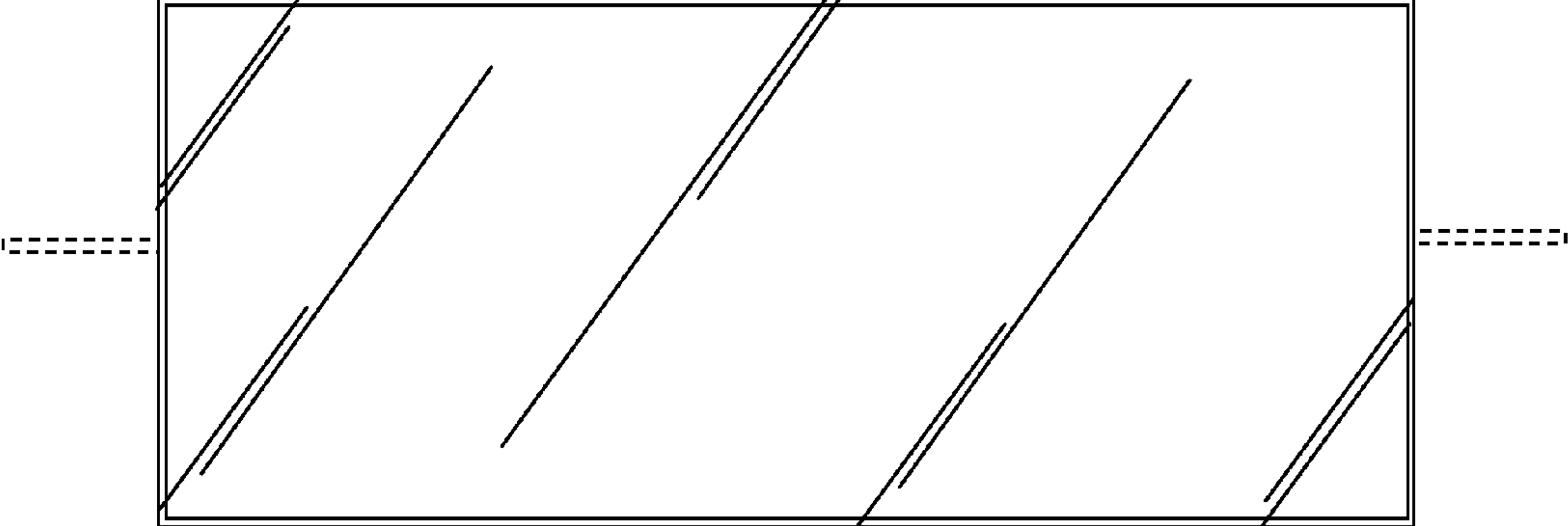


FIG. 1




FIG. 2



FIG. 3




FIG. 4



FIG. 5

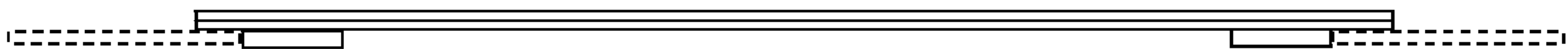


FIG. 6

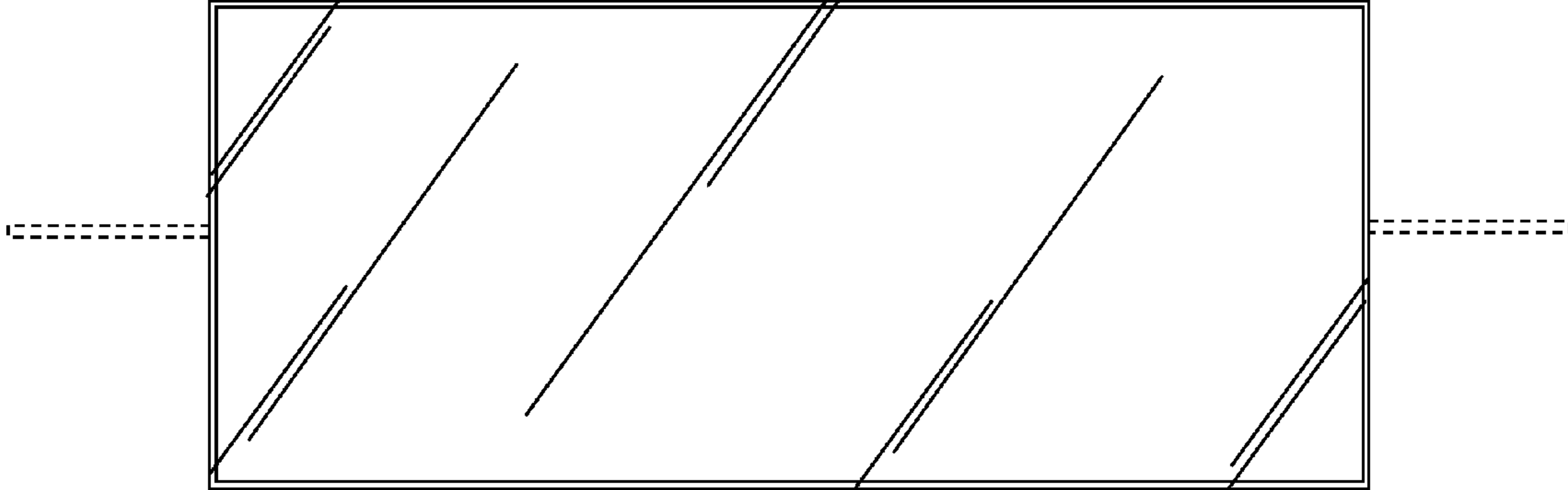


FIG. 7




FIG. 8



FIG. 9



FIG. 10



FIG. 11

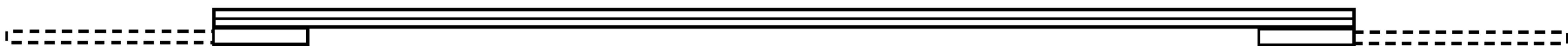


FIG. 12

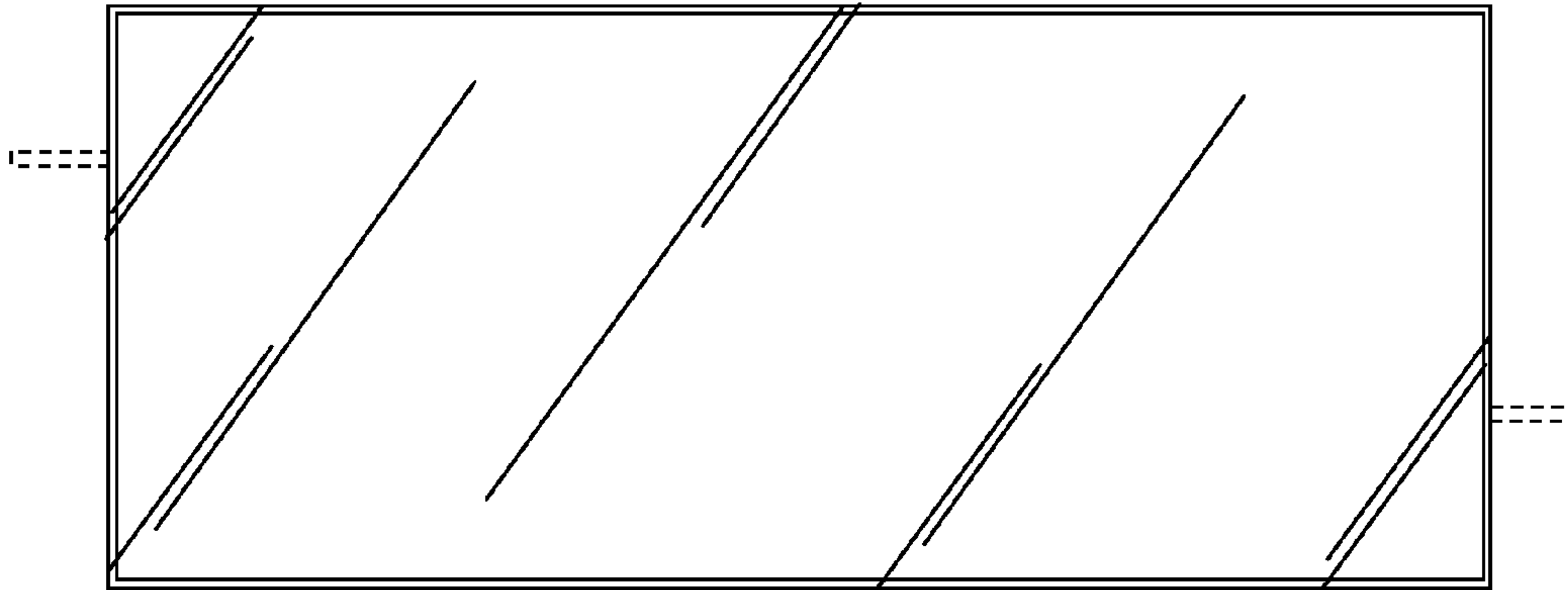


FIG. 13




FIG. 14



FIG. 15



FIG. 16



FIG. 17



FIG. 18

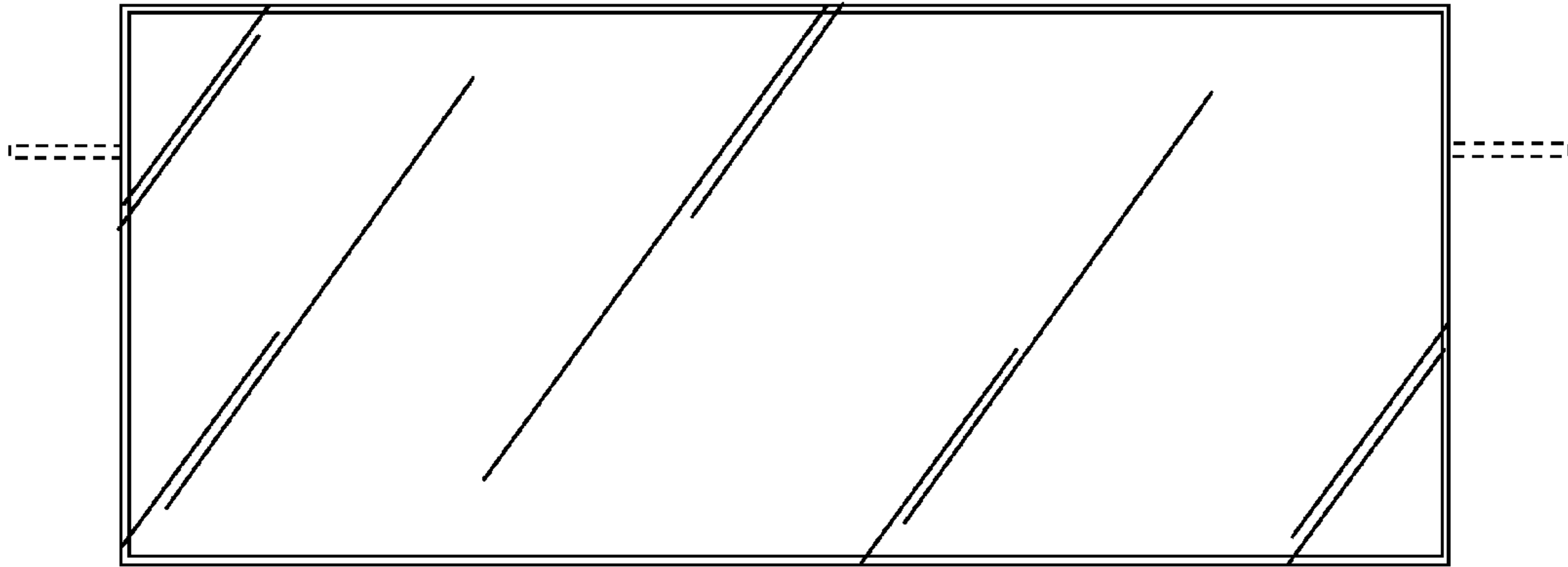


FIG. 19




FIG. 20

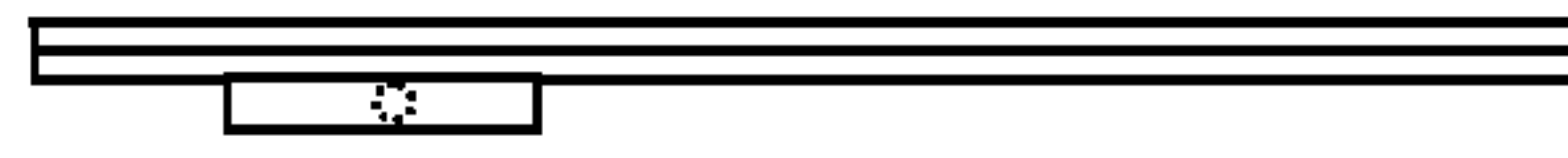


FIG. 21

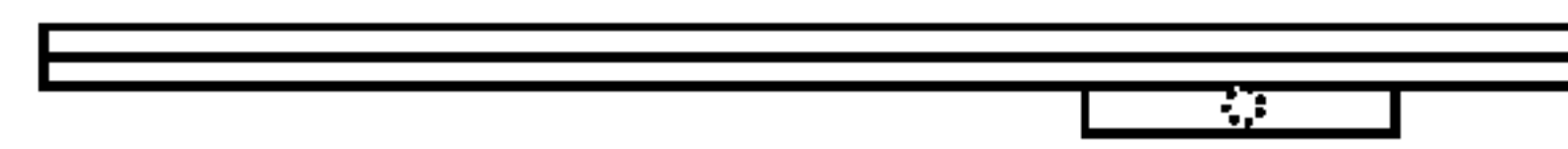


FIG. 22

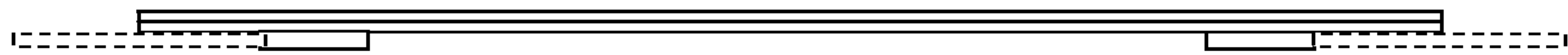


FIG. 23



FIG. 24

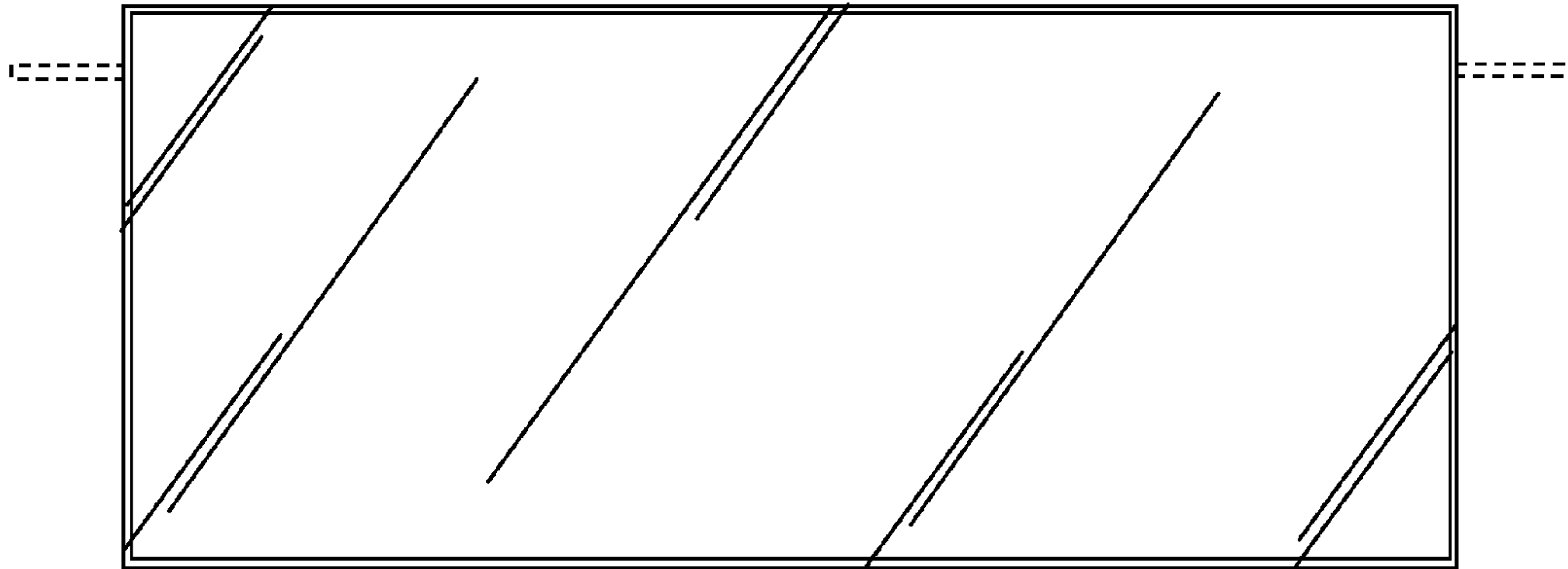


FIG. 25




FIG. 26



FIG. 27

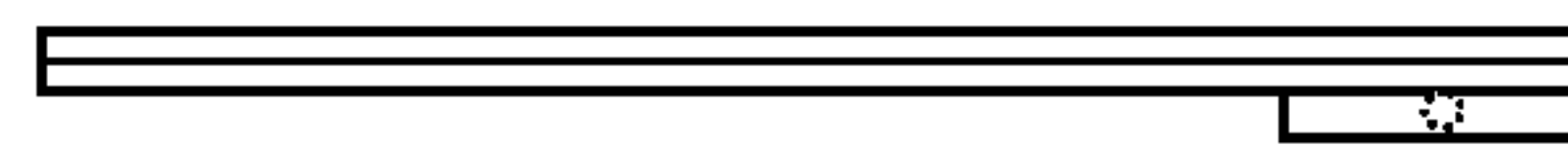


FIG. 28

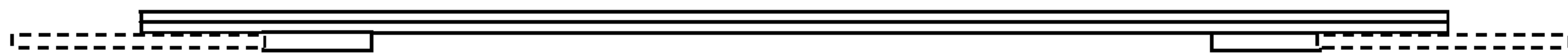


FIG. 29



FIG. 30

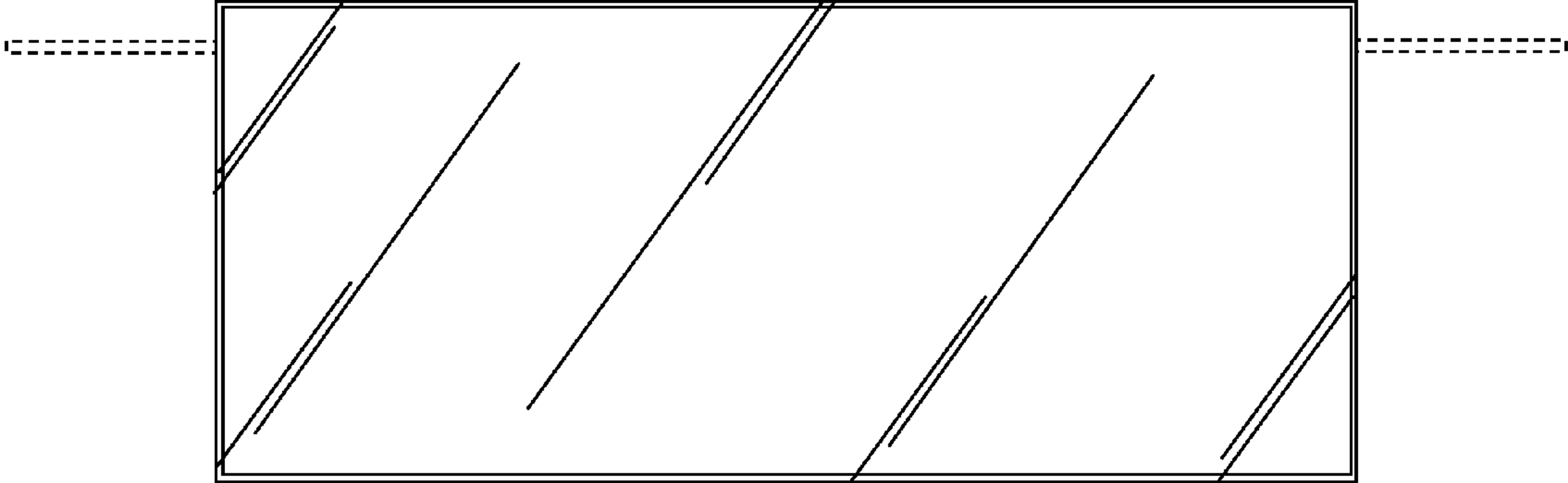


FIG. 31




FIG. 32

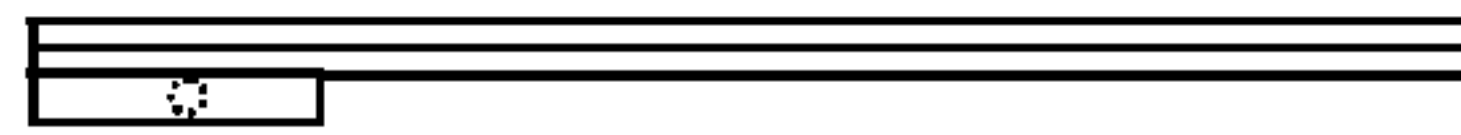


FIG. 33

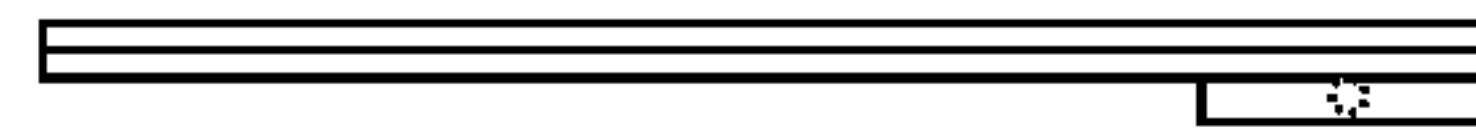


FIG. 34

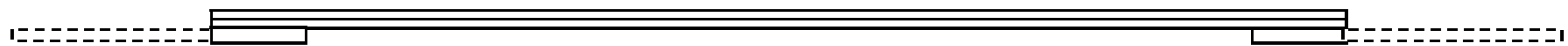


FIG. 35

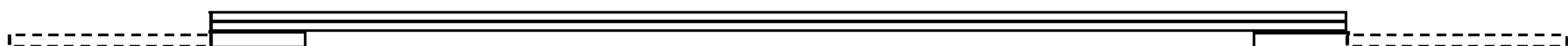


FIG. 36