



US00D644596S

(12) **United States Design Patent**  
**Takenaka**

(10) **Patent No.:** **US D644,596 S**

(45) **Date of Patent:** **\*\* Sep. 6, 2011**

(54) **TIRE FOR MOTORCYCLE**

(75) Inventor: **Kouji Takenaka**, Hyogo (JP)

(73) Assignee: **The Goodyear Tire & Rubber Company**, Akron, OH (US)

(\*\*) Term: **14 Years**

(21) Appl. No.: **29/384,718**

(22) Filed: **Feb. 3, 2011**

(30) **Foreign Application Priority Data**

Aug. 4, 2010 (JP) ..... 2010-019063

(51) **LOC (9) Cl.** ..... **12-15**

(52) **U.S. Cl.** ..... **D12/535**

(58) **Field of Classification Search** ..... D12/533–537,  
D12/569–572, 900–901, 563; 152/209.1,  
152/209.8–209.25, 209.28, 455  
See application file for complete search history.

(56) **References Cited**

**U.S. PATENT DOCUMENTS**

|              |         |                       |         |
|--------------|---------|-----------------------|---------|
| D347,608 S * | 6/1994  | Haas et al. ....      | D12/535 |
| D455,708 S   | 4/2002  | Yuze .....            | D12/535 |
| D490,360 S   | 5/2004  | Jackson et al. ....   | D12/535 |
| D502,442 S   | 3/2005  | Brown et al. ....     | D12/535 |
| D502,681 S   | 3/2005  | Miyasaka .....        | D12/535 |
| D505,381 S   | 5/2005  | Brown et al. ....     | D12/535 |
| D522,445 S   | 6/2006  | Shibamoto .....       | D12/535 |
| D522,449 S   | 6/2006  | Toyozawa et al. ....  | D12/535 |
| D522,959 S   | 6/2006  | Matsunami et al. .... | D11/535 |
| D522,960 S   | 6/2006  | Matsunami et al. .... | D12/535 |
| D523,390 S   | 6/2006  | Matsunami et al. .... | D12/535 |
| D524,724 S   | 7/2006  | Itoi .....            | D12/535 |
| D525,189 S * | 7/2006  | Itoi et al. ....      | D12/535 |
| D528,066 S   | 9/2006  | Shibamoto .....       | D12/535 |
| D528,970 S   | 9/2006  | Board et al. ....     | D12/535 |
| D528,971 S   | 9/2006  | Board et al. ....     | D12/535 |
| D542,215 S   | 5/2007  | Jackson et al. ....   | D12/535 |
| D551,159 S   | 9/2007  | Matsunami et al. .... | D12/535 |
| D554,044 S   | 10/2007 | Shibamoto .....       | D12/535 |
| D554,048 S   | 10/2007 | Matsunami et al. .... | D12/535 |

|            |         |                         |         |
|------------|---------|-------------------------|---------|
| D555,073 S | 11/2007 | Zawistowski et al. .... | D12/535 |
| D555,074 S | 11/2007 | Zawistowski et al. .... | D12/535 |
| D557,198 S | 12/2007 | Matsunami et al. ....   | D12/535 |
| D558,130 S | 12/2007 | Steinbach .....         | D12/535 |
| D566,039 S | 4/2008  | Itoi .....              | D12/535 |
| D569,787 S | 5/2008  | Shibamoto et al. ....   | D12/535 |
| D571,710 S | 6/2008  | Shibamoto et al. ....   | D12/535 |
| D579,856 S | 11/2008 | Watkins et al. ....     | D12/535 |
| D579,857 S | 11/2008 | Kumamoto .....          | D12/535 |
| D579,858 S | 11/2008 | Kumamoto .....          | D12/535 |

(Continued)

*Primary Examiner* — Stacia Cadmus

(74) *Attorney, Agent, or Firm* — Richard B. O'Planick

(57) **CLAIM**

The ornamental design for a tire for motorcycle, as shown and described.

**DESCRIPTION**

FIG. 1 is a perspective view of a tire for motorcycle showing my new design, it being understood that the pattern repeats uniformly throughout the circumference of the tread;

FIG. 2 is a front elevational view thereof;

FIG. 3 is a right side elevational view thereof; the other side being a mirror image thereof;


FIG. 4 is an enlarged fragmentary front elevational view thereof;

FIG. 5 is a perspective view of a second embodiment of a tire for motorcycle showing my new design, it being understood that the pattern repeats uniformly throughout the circumference of the tread and that the opposite side view is a minor image thereof; and,

FIG. 6 is a front elevational view of a second embodiment, it being understood that an enlarged fragmentary view thereof would be substantially identical to that shown in FIG. 4, with the exception of the inclusion of the sidewall in solid lines.

In the drawings, the broken lines showing of the sidewall, inner bead and the peripheral boundary between the tire tread and the sidewall in FIGS. 1 through 4 depict environmental subject matter and form no part of the claimed design.

**1 Claim, 6 Drawing Sheets**



# US D644,596 S

Page 2

---

## U.S. PATENT DOCUMENTS

|            |         |                 |         |              |         |                   |         |
|------------|---------|-----------------|---------|--------------|---------|-------------------|---------|
| D600,631 S | 9/2009  | Kumamoto .....  | D12/535 | D625,682 S   | 10/2010 | Shibamoto .....   | D12/535 |
| D601,943 S | 10/2009 | Shibamoto ..... | D12/535 | D629,741 S * | 12/2010 | Board et al. .... | D12/535 |
| D612,322 S | 3/2010  | Shibamoto ..... | D12/535 | D630,160 S * | 1/2011  | Board .....       | D12/535 |

\* cited by examiner

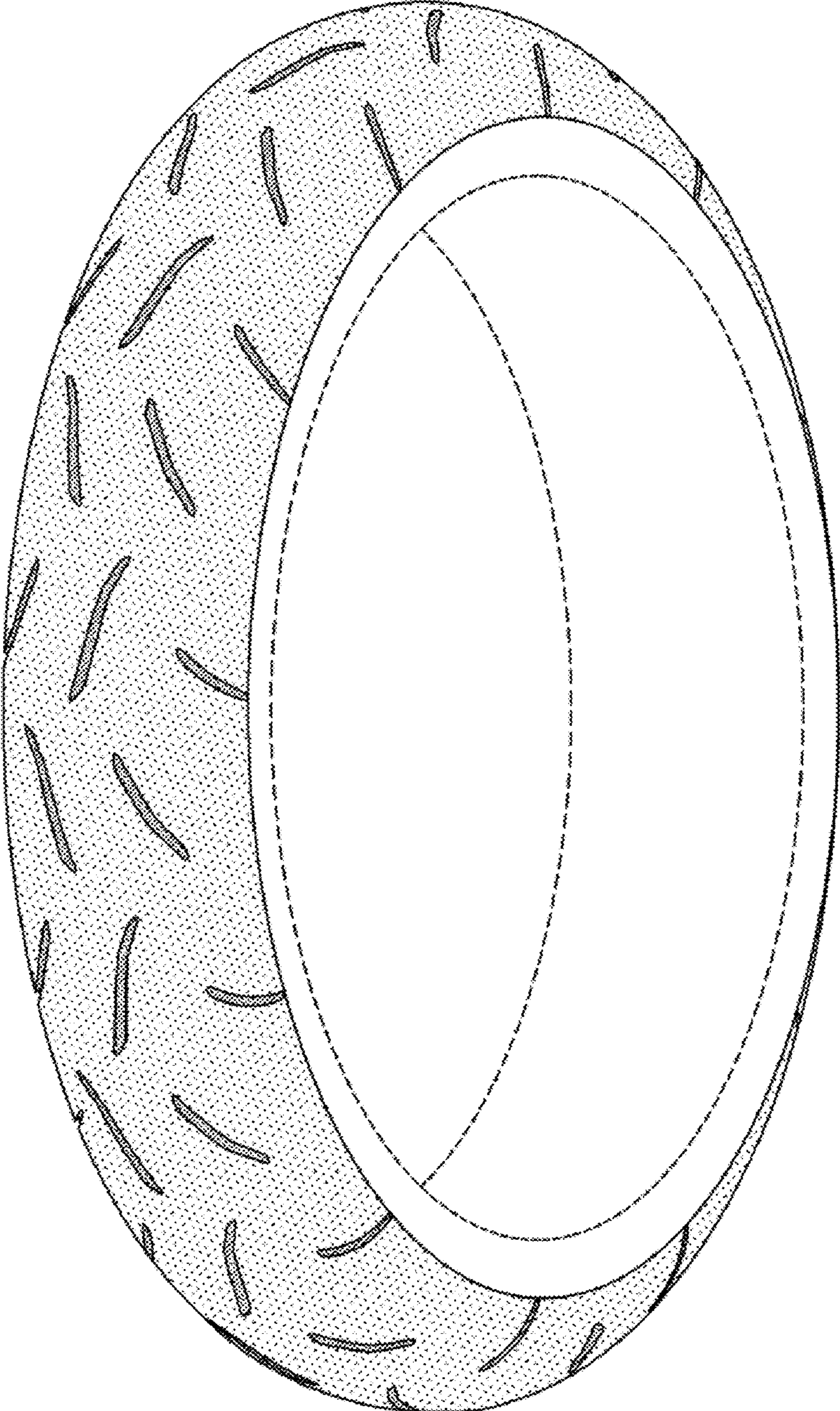


FIG-1



FIG-2




FIG-3




FIG-4

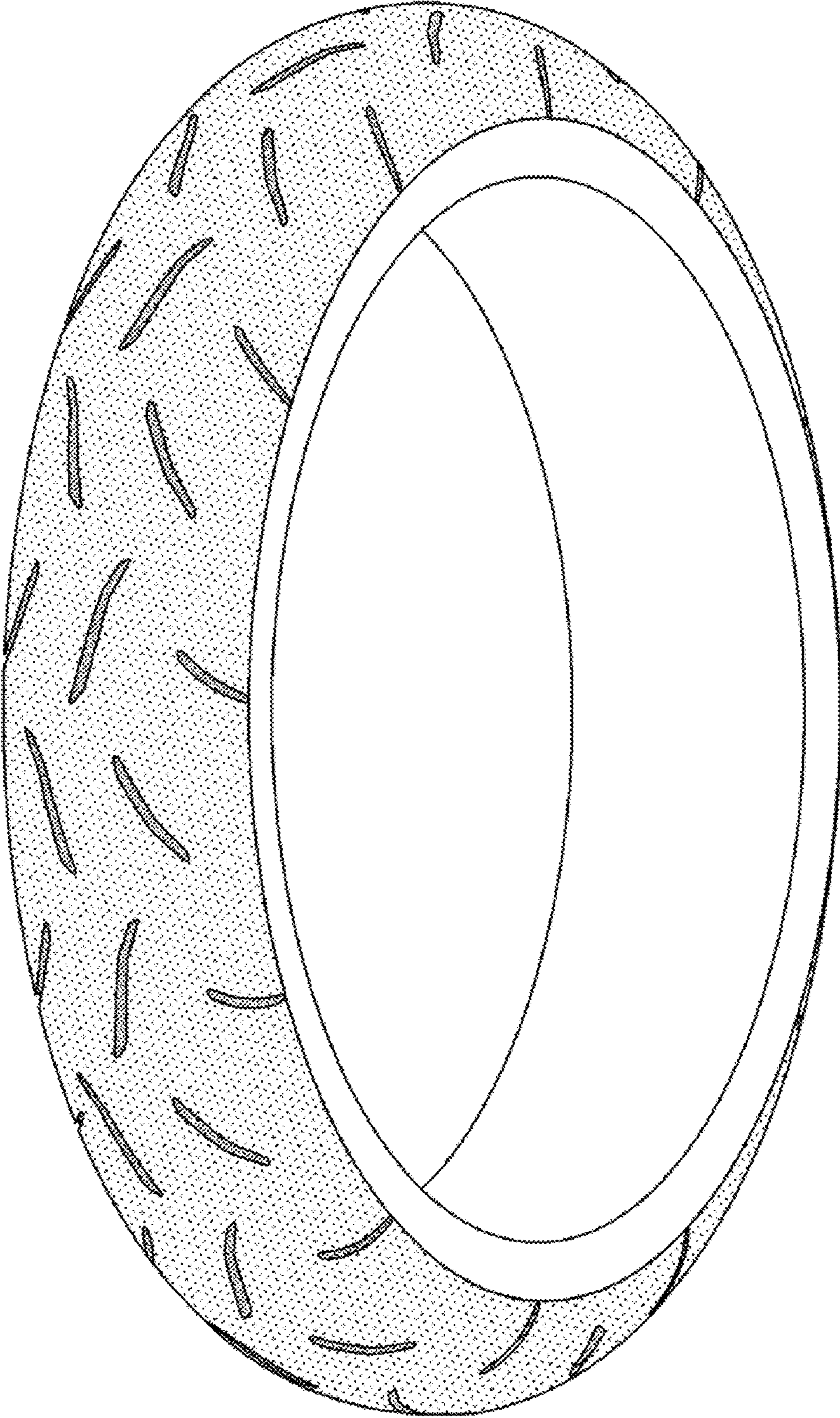


FIG-5




FIG-6