

US00D644583S

(12) **United States Design Patent**
Kubo et al.

(10) **Patent No.:** **US D644,583 S**
(45) **Date of Patent:** **** Sep. 6, 2011**

- (54) **PORTION OF AN AUTOMOBILE**
- (75) Inventors: **Kousuke Kubo**, Toyota (JP); **Mineo Imaiida**, Kariya (JP)
- (73) Assignee: **Toyota Jidosha Kabushiki Kaisha**, Toyota-shi (JP)
- (**) Term: **14 Years**
- (21) Appl. No.: **29/377,174**
- (22) Filed: **Oct. 18, 2010**
- (51) **LOC (9) Cl.** **12-16**
- (52) **U.S. Cl.** **D12/196**
- (58) **Field of Classification Search** D12/86,
D12/90-92, 88, 164, 196; D21/424, 433,
D21/434; 296/181.1, 181.5
See application file for complete search history.

- (56) **References Cited**
- U.S. PATENT DOCUMENTS
- D442,889 S 5/2001 Pfeiffer
- D494,105 S 8/2004 Hall et al.
- D534,835 S 1/2007 Otsubo et al.
- D608,694 S * 1/2010 Okue et al. D12/91
- D619,500 S * 7/2010 Hsu et al. D12/91
- D626,886 S 11/2010 Sakae et al.
- D630,553 S * 1/2011 Muller D12/91
- D633,823 S * 3/2011 Matei et al. D12/91

- OTHER PUBLICATIONS
- Catalog of Honda Fit, Honda, May 2008.
- Catalog of Mazda Premacy, Mazda, Feb. 2005.

Catalog of Toyota Caldina, Toyota Jidosha Kabushiki Kaisha, Jan. 2005.
 Catalog of Toyota Prius, Toyota, Jun. 2009.
 * cited by examiner
Primary Examiner — Melody N Brown
 (74) *Attorney, Agent, or Firm* — Finnegan, Henderson, Farabow, Garrett & Dunner, LLP

(57) **CLAIM**
 The ornamental design for a portion of an automobile, as shown and described.

DESCRIPTION

FIG. 1 is a front perspective view of a portion of an automobile of our new design;
 FIG. 2 is a rear perspective view thereof;
 FIG. 3 is a right side elevation view thereof, the left side being a mirror image thereof except for the fuel door which is not present on the left side view;
 FIG. 4 is a front elevation view thereof;
 FIG. 5 is a rear elevation view thereof; and,
 FIG. 6 is a top plan view thereof.
 The portion of the automobile in light contrast is environment and forms no part of the claimed design. The bottom view of the portion of the automobile forms no part of the claimed design.

1 Claim, 3 Drawing Sheets




FIG. 1

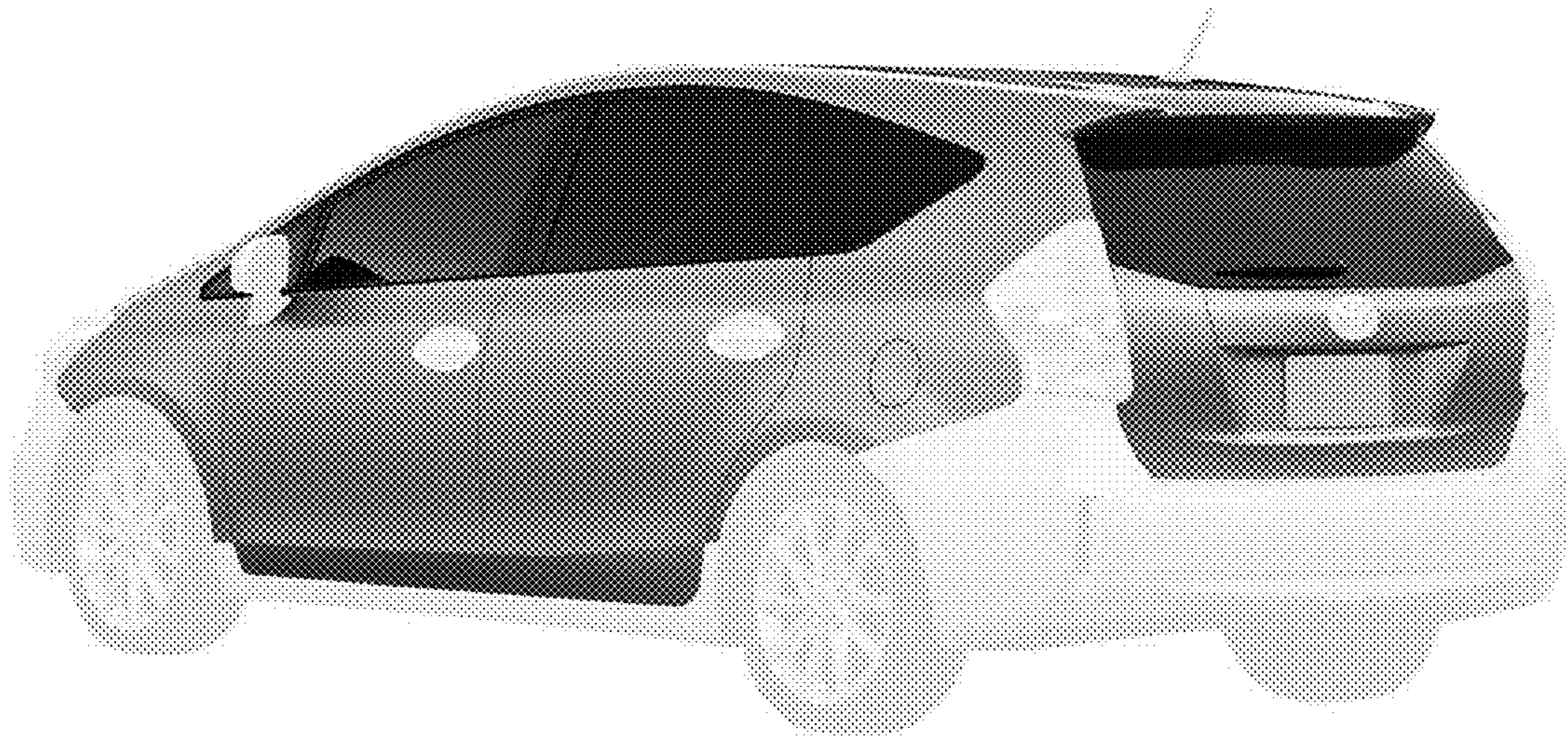


FIG. 2

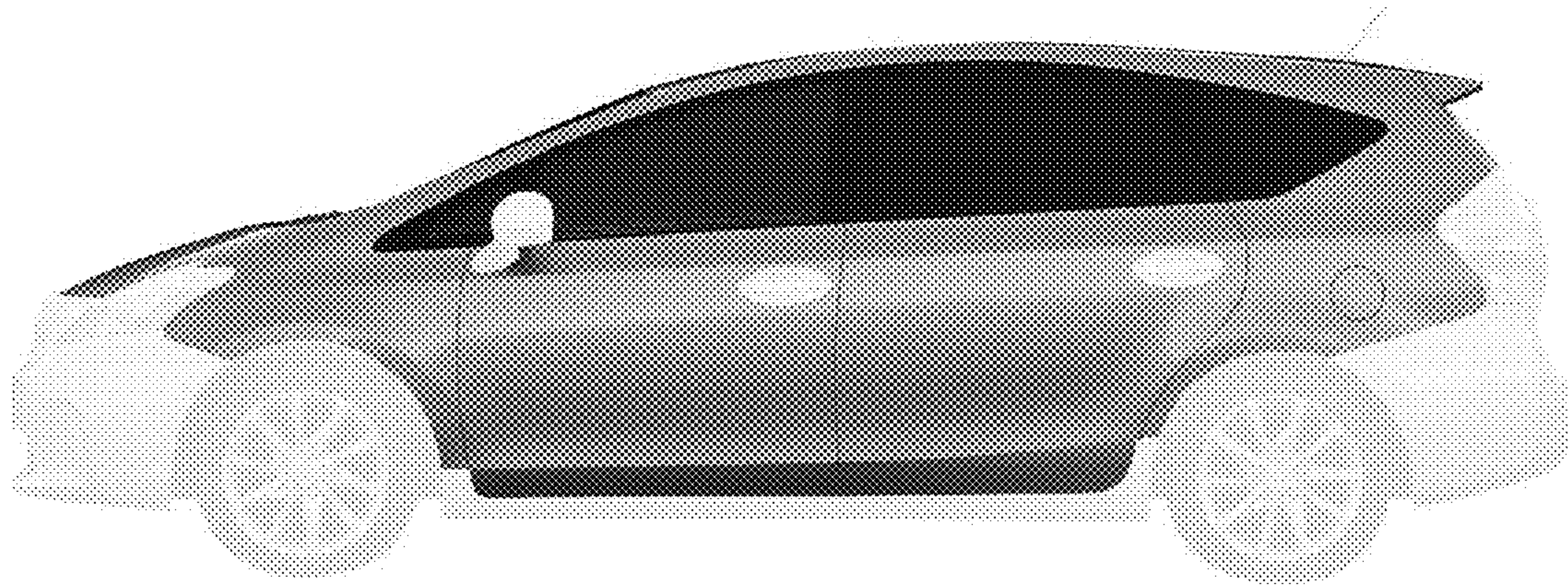


FIG. 3




FIG. 4




FIG. 5

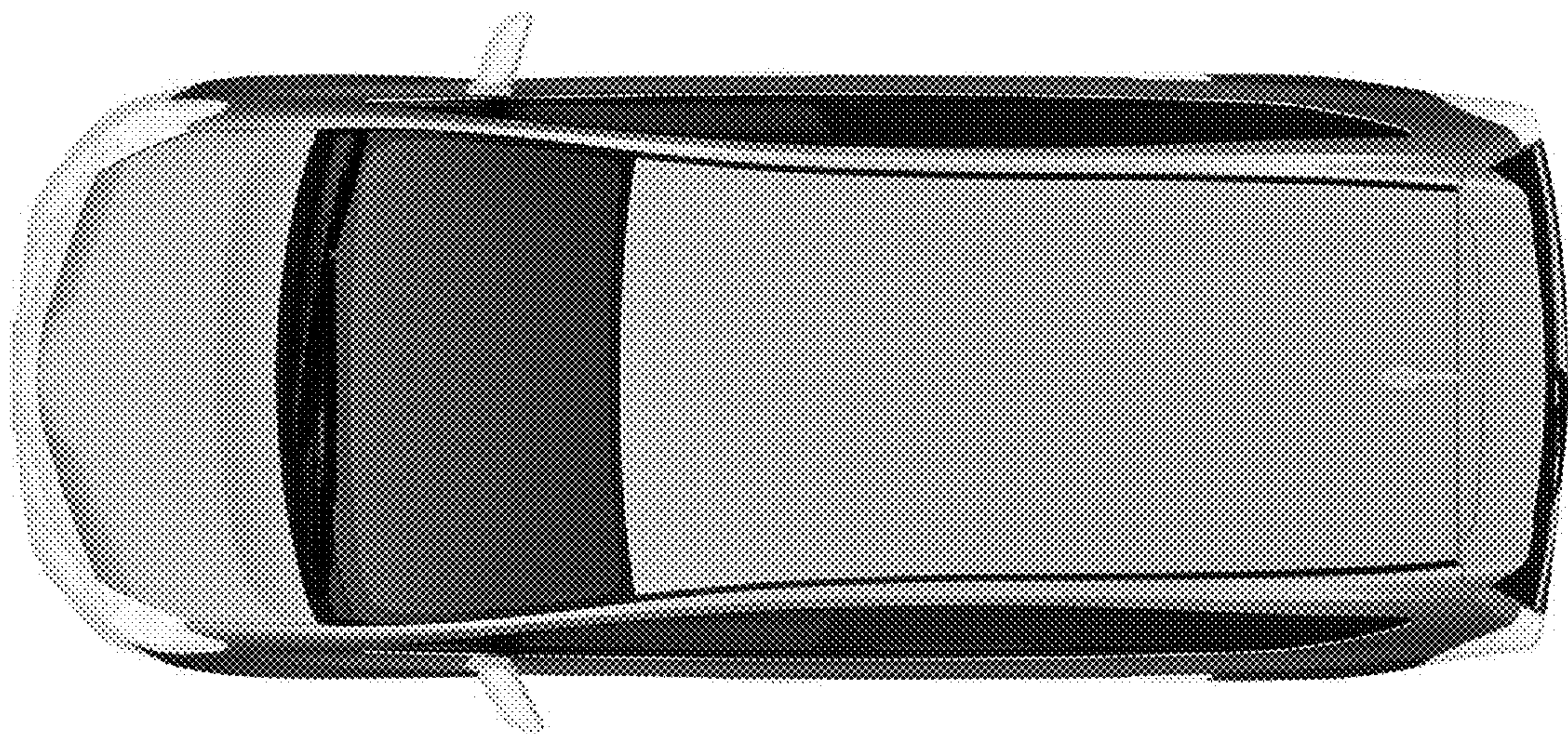


FIG. 6