



US00D644576S

(12) **United States Design Patent**
Messale

(10) **Patent No.:** **US D644,576 S**

(45) **Date of Patent:** **** Sep. 6, 2011**

(54) **VEHICLE REAR BUMPER COVER**

(75) Inventor: **Claudio Messale**, Köln (DE)

(73) Assignee: **Ford Global Technologies, LLC**,
Dearborn, MI (US)

(**) Term: **14 Years**

(21) Appl. No.: **29/382,800**

(22) Filed: **Jan. 7, 2011**

(51) **LOC (9) Cl.** **12-16**

(52) **U.S. Cl.** **D12/169**

(58) **Field of Classification Search** D12/169,
D12/196, 171, 216, 163, 86, 90-92; 293/102,
293/113, 115, 117, 120; 296/180.1, 180.2
See application file for complete search history.

(56) **References Cited**

U.S. PATENT DOCUMENTS

D540,226 S *	4/2007	Levy	D12/169
D580,316 S	11/2008	Gueler et al.		
D628,944 S *	12/2010	Lee	D12/169
D630,981 S *	1/2011	Rao	D12/169
D637,118 S *	5/2011	Lamm et al.	D12/169

OTHER PUBLICATIONS

Ford Kuga, Frankfurt Motot Show, Sep. 11, 2007 .
Ford Kuga, Geneva Auto Show, Mar 2, 2010 .

* cited by examiner

Primary Examiner — Melody N Brown

(74) *Attorney, Agent, or Firm* — Damian Porcari


(57) **CLAIM**

The ornamental design for a vehicle rear bumper cover, as shown and described.

DESCRIPTION

FIG. 1 is a top plan view of a vehicle rear bumper cover;
FIG. 2 is a bottom plan view of the vehicle rear bumper cover;
FIG. 3 is a front elevational view of the Vehicle rear bumper cover;
FIG. 4 is a left side elevational view of the vehicle rear bumper cover;
FIG. 5 is a right side elevational view of the vehicle rear bumper cover;
FIG. 6 is a perspective view of the vehicle rear bumper cover;
and,
FIG. 7 is another perspective view of the vehicle rear bumper cover.

1 Claim, 7 Drawing Sheets






Figure 1




Figure 2




Figure 3




Figure 4





Figure 5

Figure 6



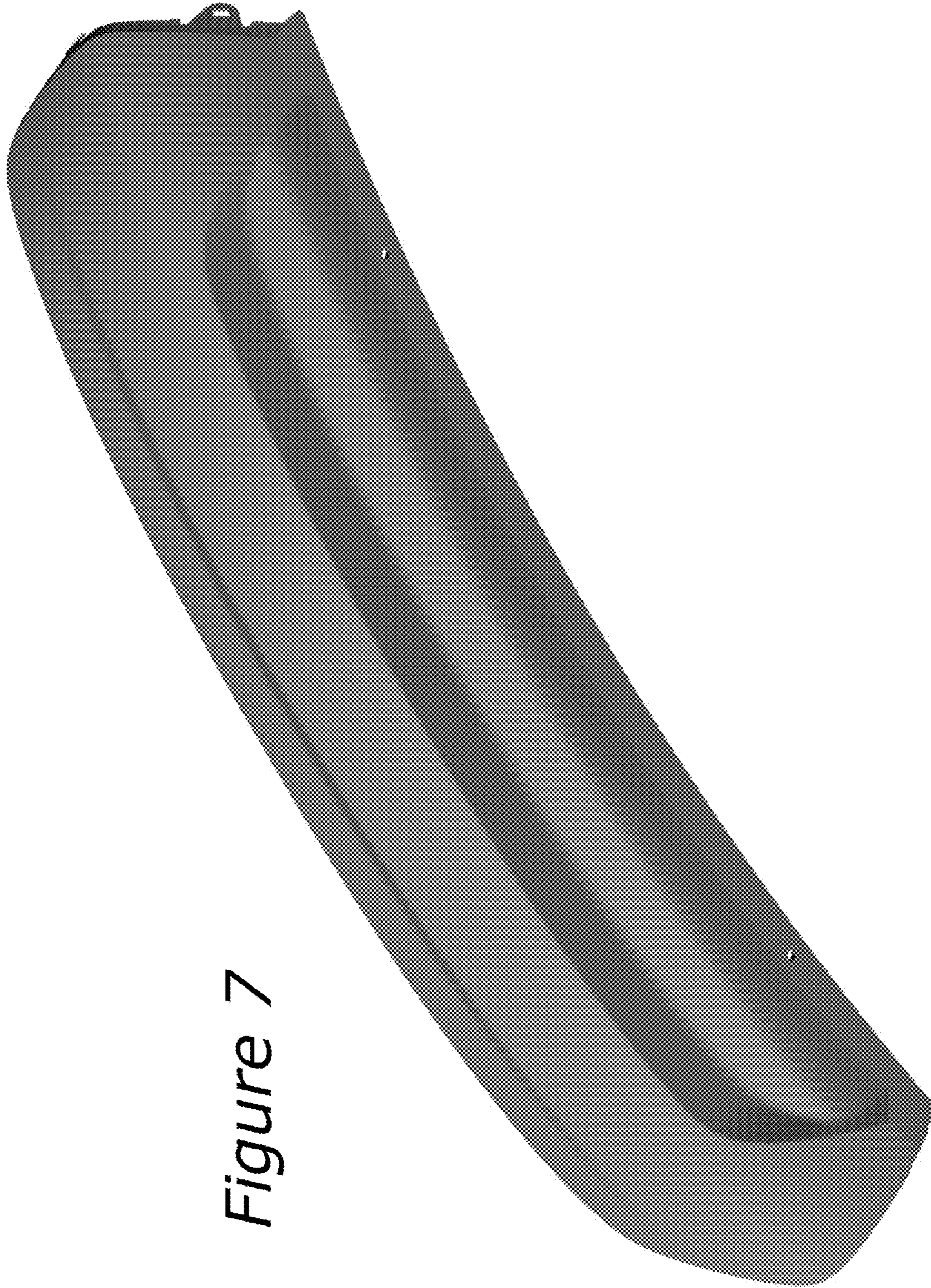


Figure 7