



US00D644573S

(12) **United States Design Patent**
Bauer et al.

(10) **Patent No.:** **US D644,573 S**
(45) **Date of Patent:** **** Sep. 6, 2011**

(54) **REAR BUMPER FOR A VEHICLE**
(75) Inventors: **Karlheinz Bauer**, Esslingen (DE);
Emiel Burki, Stuttgart (DE);
Hans-Dieter Futschik, Gechingen (DE);
Steffen Koehl, Stuttgart (DE); **Volker**
Leutz, Neckartailfingen (DE);
Karl-Heinz Naegele, Bondorf (DE);
Michael Raeth, Tuebingen (DE)

(73) Assignee: **Daimler AG**, Stuttgart (DE)

(**) Term: **14 Years**

(21) Appl. No.: **29/347,820**

(22) Filed: **Jun. 16, 2010**

(30) **Foreign Application Priority Data**

Feb. 8, 2010 (DE) 40 2010 000 660

(51) **LOC (9) Cl.** **12-16**

(52) **U.S. Cl.** **D12/169**

(58) **Field of Classification Search** D12/169,
D12/196, 171, 216, 163, 86, 90-92; 293/102,
293/113, 115, 117, 120; 296/180.1, 180.2
See application file for complete search history.

(56) **References Cited**

U.S. PATENT DOCUMENTS

D575,692 S *	8/2008	Fukui et al.	D12/169
D600,603 S *	9/2009	Di Buduo	D12/169
D602,822 S *	10/2009	Irie	D12/169
D604,679 S *	11/2009	Senda	D12/169
D610,957 S *	3/2010	Bucher et al.	D12/169

D614,091 S *	4/2010	Ectors et al.	D12/169
D614,545 S *	4/2010	Ono et al.	D12/169
D615,911 S *	5/2010	Kitazumi et al.	D12/169
D619,513 S *	7/2010	Miyazawa	D12/169
D623,568 S *	9/2010	Ward	D12/169
D631,407 S *	1/2011	Kuze	D12/169
D632,232 S *	2/2011	Matei et al.	D12/169

* cited by examiner

Primary Examiner — Melody N Brown

(74) *Attorney, Agent, or Firm* — Crowell & Moring LLP

(57) **CLAIM**

The ornamental design for a rear bumper for a vehicle, as shown and described.

DESCRIPTION

This application contains subject matter related to the following co-pending U.S. design patent applications:

Application Ser. No. 29/347,821, filed herewith and entitled Rear Bumper Diffuser for a Vehicle;

Application Ser. No. 29/311,765, filed Jun. 15, 2009;

Application Ser. No. 29/311,766, filed Jun. 15, 2009; and

Application Ser. No. 29/311,355, filed Feb. 27, 2009.

FIG. 1 is a left perspective view of a rear bumper for a vehicle according to our design, the right perspective view being mirror symmetrical;

FIG. 2 is a front view thereof;

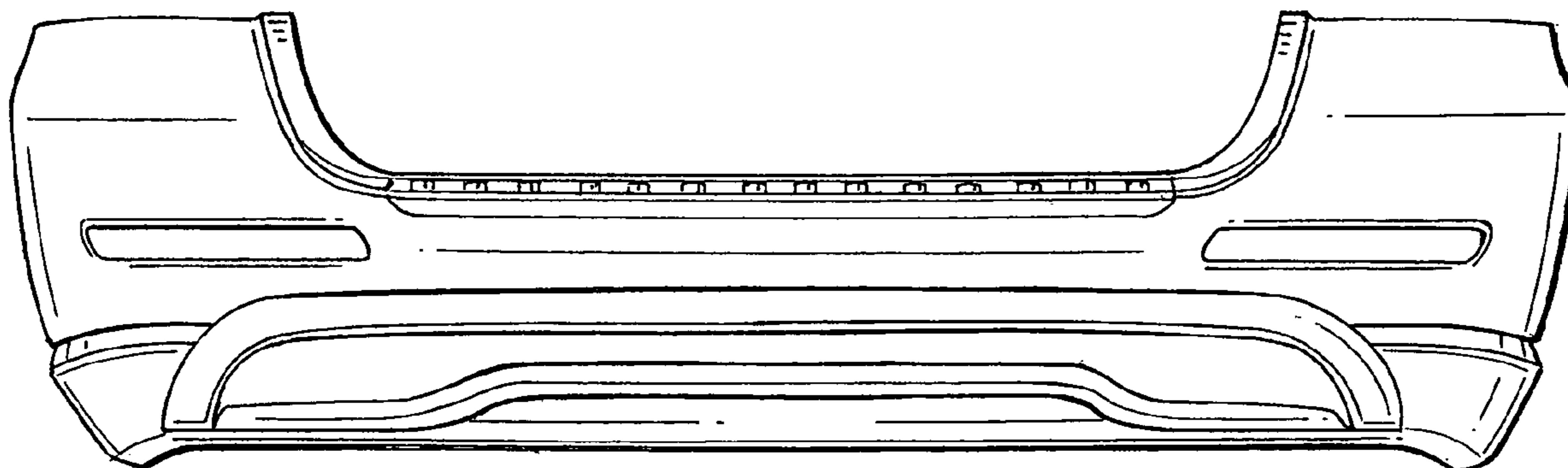
FIG. 3 is a top view thereof;

FIG. 4 is a bottom view thereof; and,

FIG. 5 is a left side view thereof, the right side view being mirror symmetrical.

The broken lines are for illustrative purposes only and form no part of the claimed design.

1 Claim, 2 Drawing Sheets



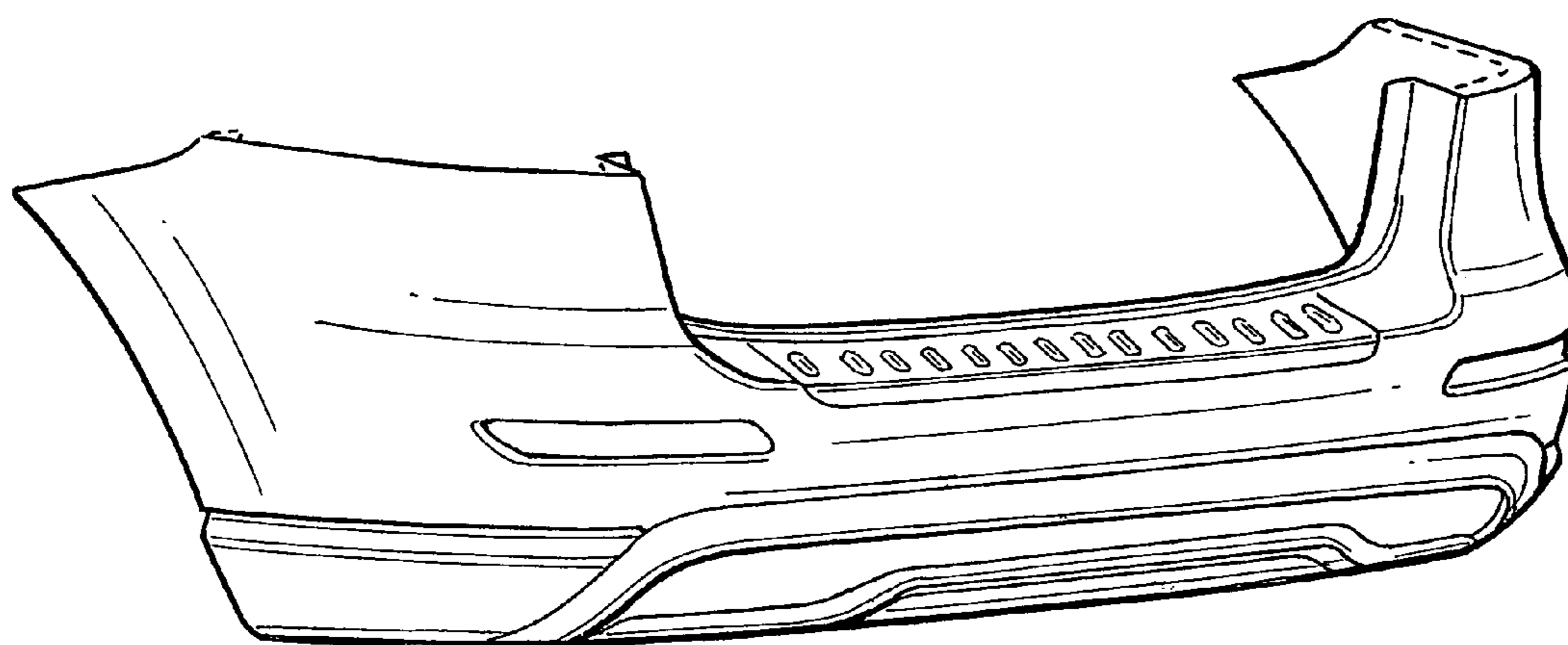


FIG. 1

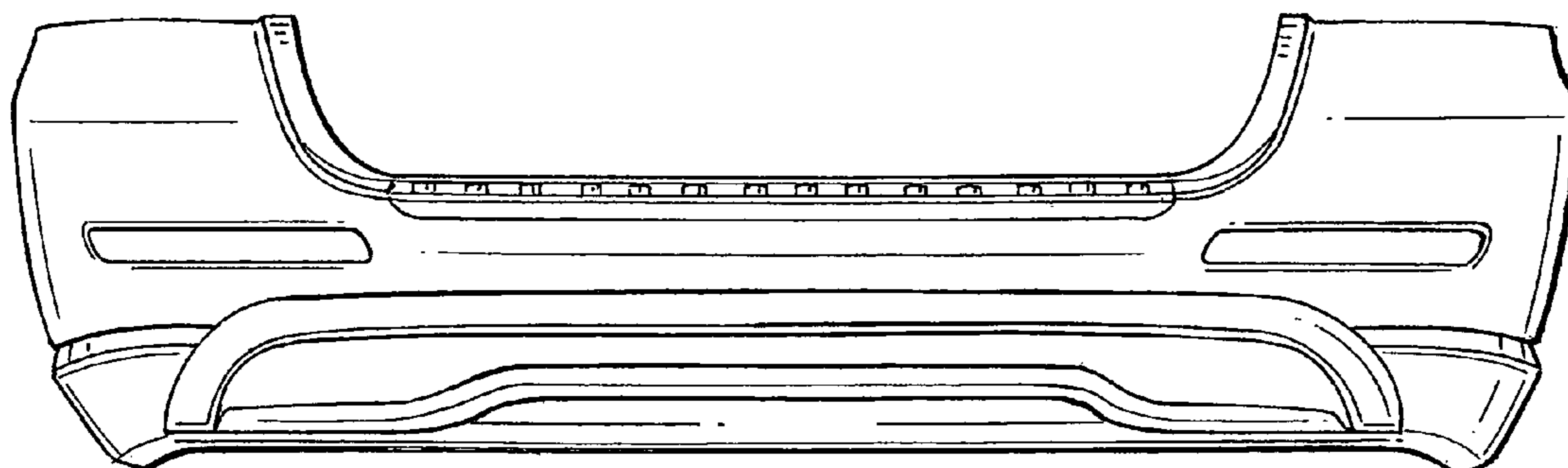


FIG. 2

