



US00D644569S

(12) **United States Design Patent**
Meyers

(10) **Patent No.:** **US D644,569 S**

(45) **Date of Patent:** **** Sep. 6, 2011**

(54) **VEHICLE**

(75) Inventor: **Eric Vaughn Meyers**, Portland, OR
(US)

(73) Assignee: **BOXX Corp.**, Portland, OR (US)

(**) Term: **14 Years**

(21) Appl. No.: **29/375,168**

(22) Filed: **Sep. 17, 2010**

(51) **LOC (9) Cl.** **12-11**

(52) **U.S. Cl.** **D12/110**

(58) **Field of Classification Search** D12/110,
D12/107, 111, 86, 402, 126; 180/219, 220,
180/225, 89.1, 89.19, 208, 209, 291, 223;
296/10, 180.1, 181.5, 181.7, 192, 102, 107.08,
296/181.1, 78.1, 64
See application file for complete search history.

(56) **References Cited**

U.S. PATENT DOCUMENTS

D92,777 S *	7/1934	Stutsman et al.	D12/111
D144,077 S *	3/1946	Shaffer	D12/110
D195,075 S *	4/1963	May	D12/110
3,096,841 A *	7/1963	May	180/13
3,316,993 A *	5/1967	Weitzner	180/208
D231,441 S *	4/1974	Tratner	D12/110
3,934,669 A *	1/1976	Adams	180/208
D245,324 S *	8/1977	Adams	D12/110
4,094,374 A *	6/1978	Adams	180/208
D272,335 S *	1/1984	Bauer	D12/402
D323,306 S *	1/1992	Brummer	D12/111

5,097,922 A *	3/1992	Stagi	180/208
6,273,442 B1 *	8/2001	Fallon et al.	280/287
6,457,544 B1 *	10/2002	Sung	180/220
7,077,229 B2 *	7/2006	Lee	180/220

* cited by examiner

Primary Examiner — Susan M Lee

Assistant Examiner — Linda G. Brooks

(74) *Attorney, Agent, or Firm* — Harness, Dickey & Pierce,
P.L.C.

(57) **CLAIM**

The ornamental design for a vehicle, as shown and described.


DESCRIPTION

FIG. 1 is a right, perspective view of the vehicle;
FIG. 2 is a left side elevation view thereof, the right side
elevation view being a mirror image thereof;
FIG. 3 is a front elevation view thereof;
FIG. 4 is a back elevation view thereof;
FIG. 5 is a top elevation view thereof; and,
FIG. 6 is a bottom elevation view thereof.

The broken lines showing a handlebar, foot rests, wheels,
motorized wheel hubs, seat, internal frame components and
wheel mounts, wheel-recesses, brake and other control
levers, lights, joining seams, recesses, and other mechanical
features form no part of the claimed design.

The broken lines adjacent to the shaded left and right side
surfaces of the vehicle, except for the vertical broken lines,
are boundaries and form no part of the claimed design.

1 Claim, 2 Drawing Sheets






FIG. 1

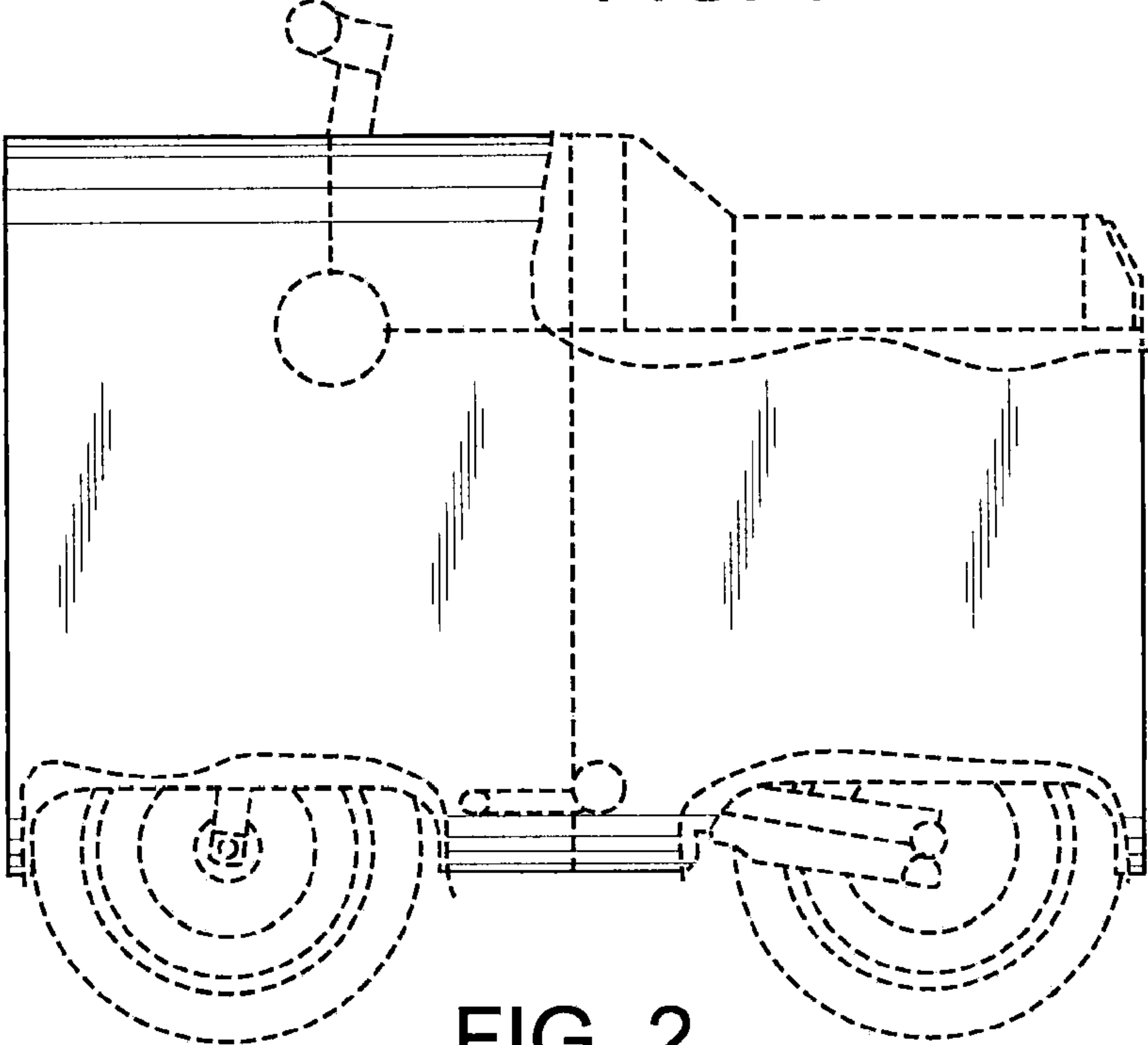


FIG. 2

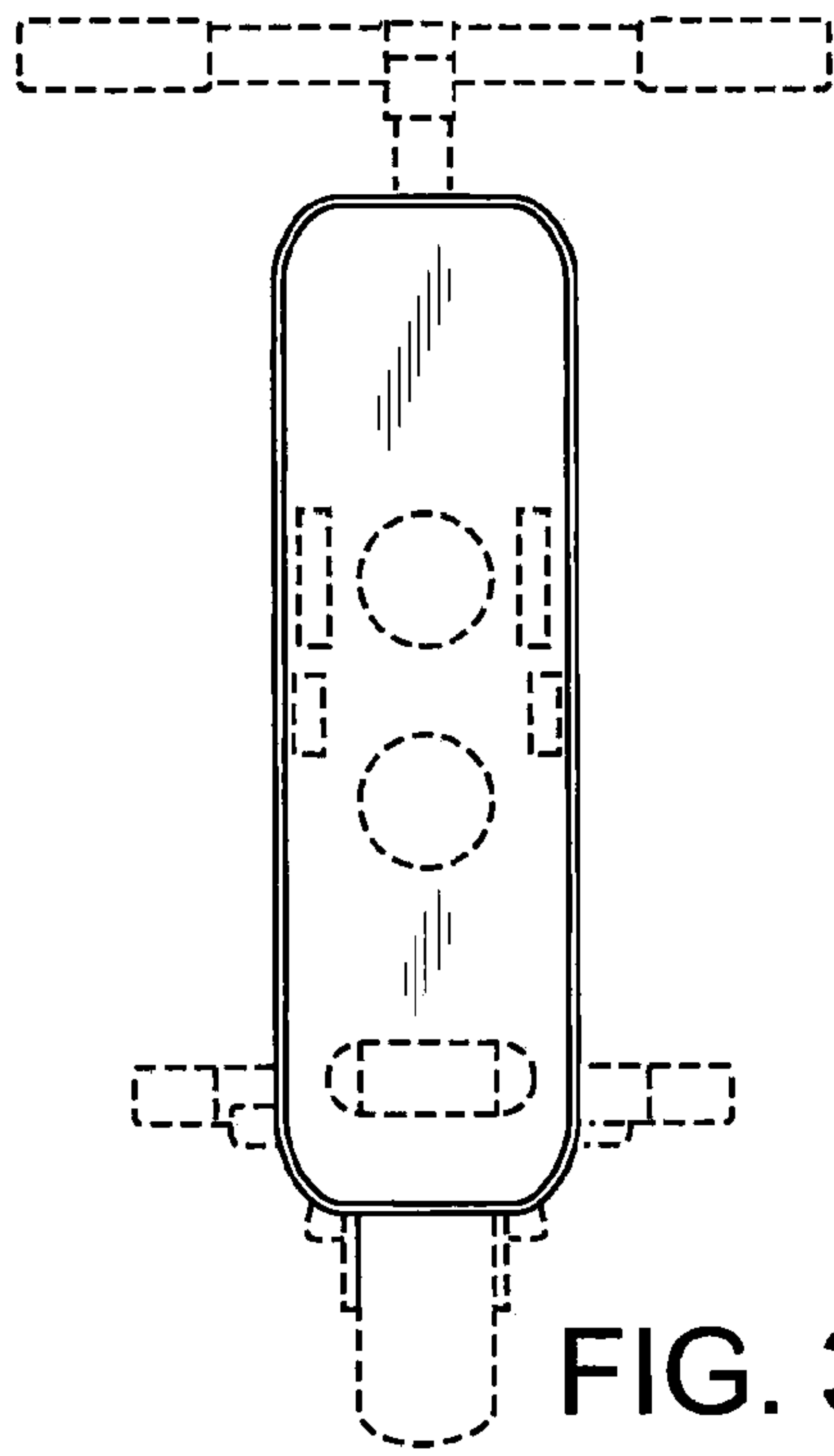


FIG. 3

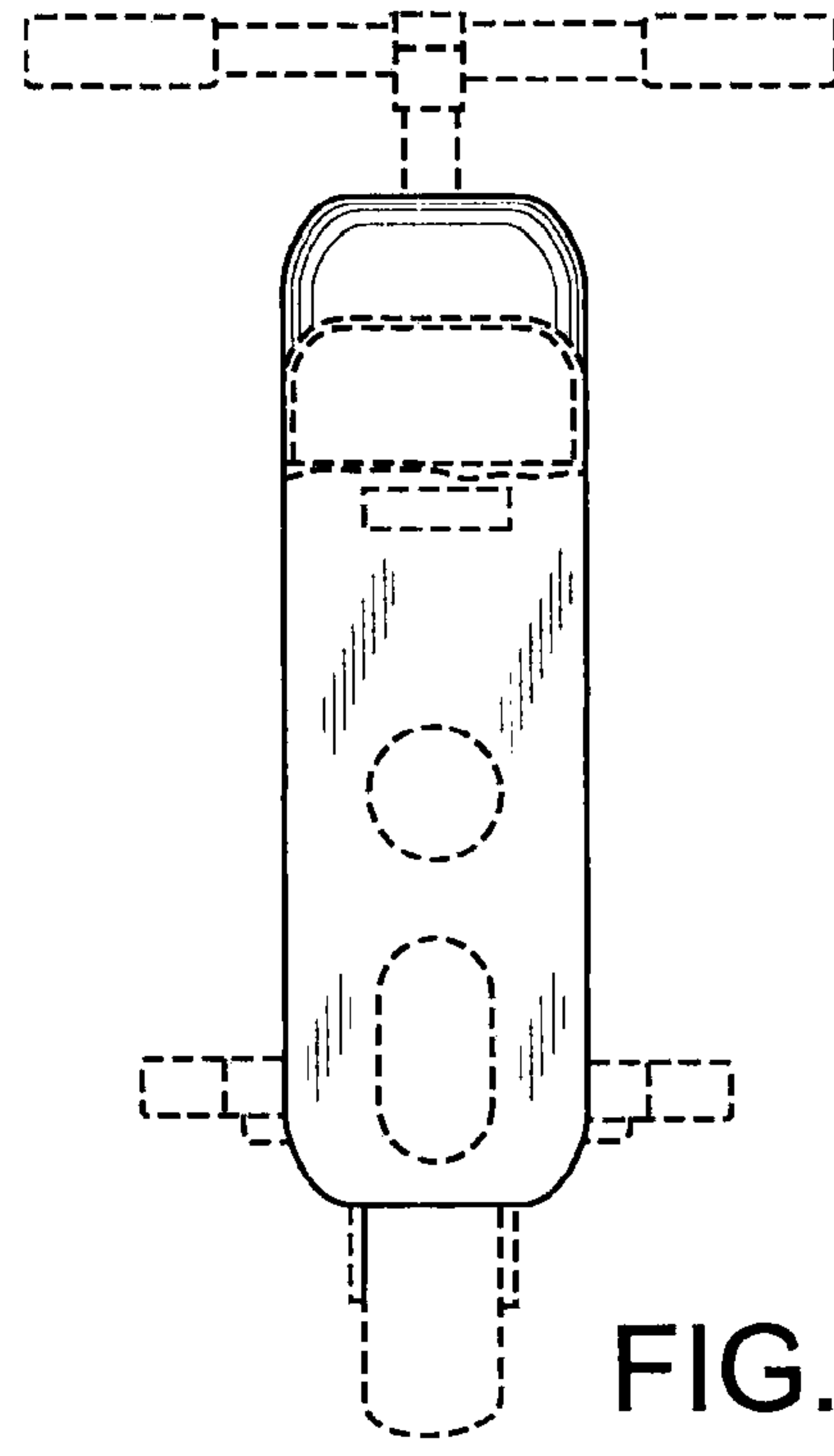


FIG. 4

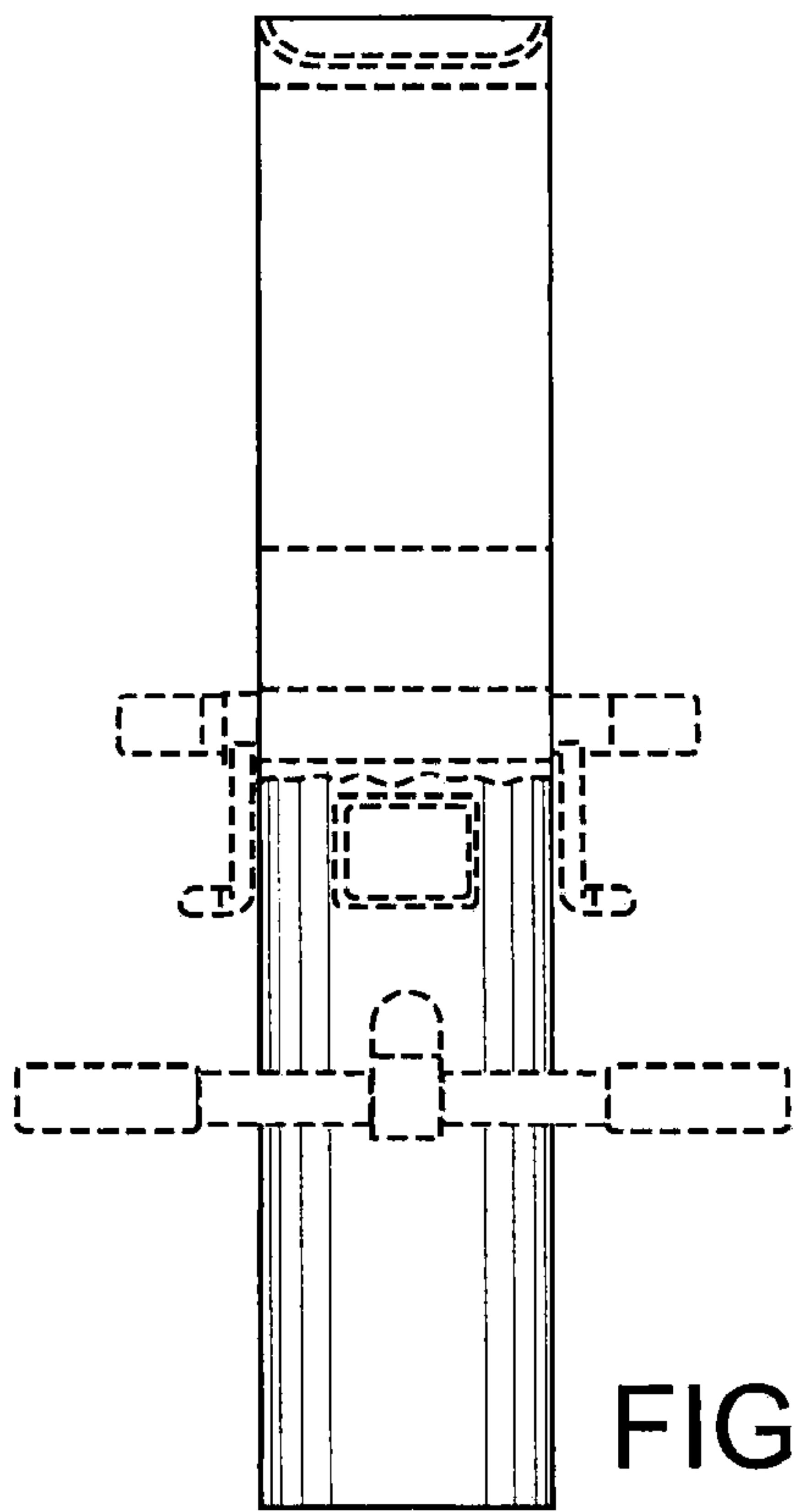


FIG. 5

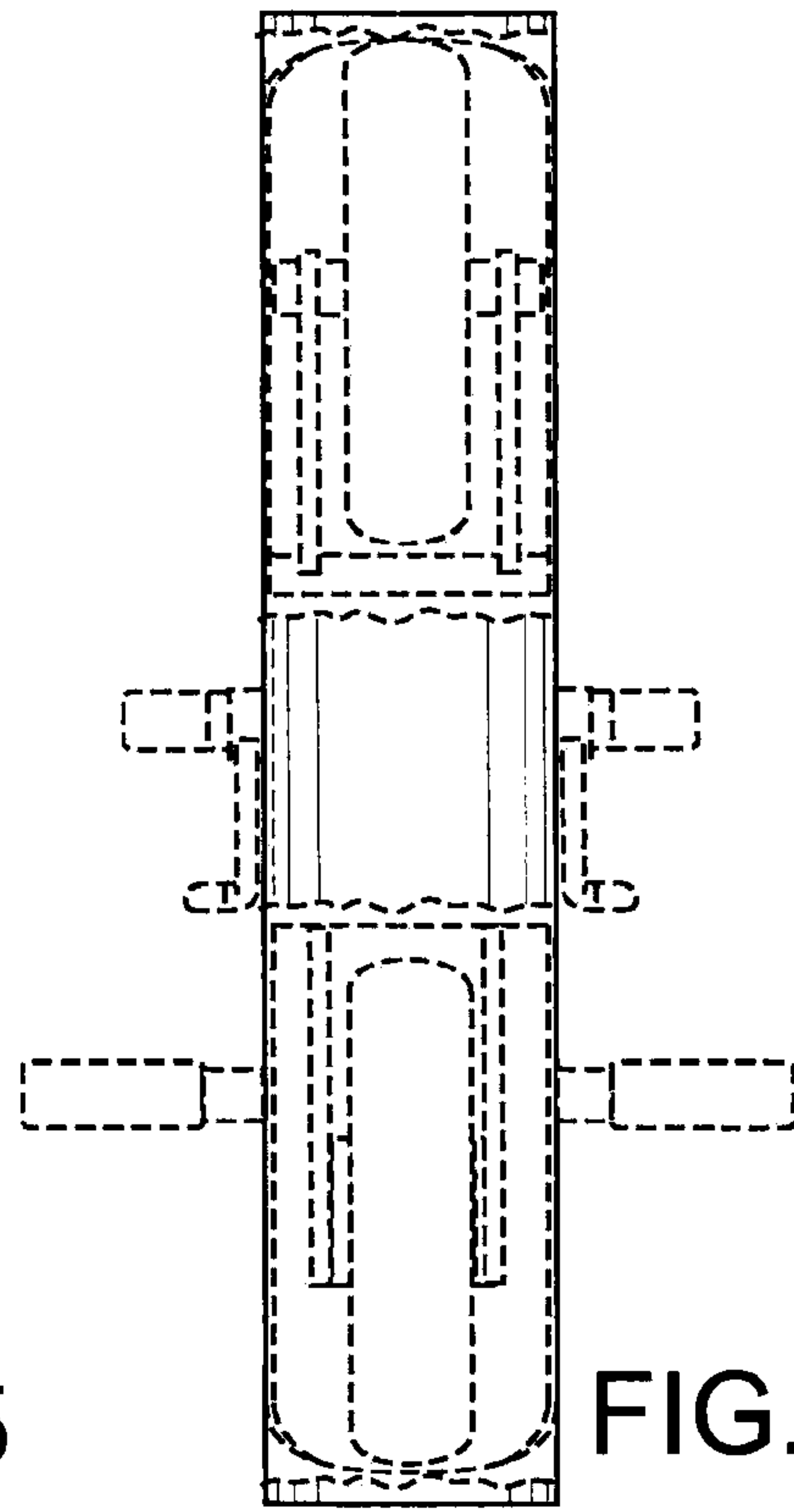


FIG. 6