



US00D644567S

(12) **United States Design Patent**  
**Kozub**

(10) **Patent No.:** **US D644,567 S**

(45) **Date of Patent:** **\*\* Sep. 6, 2011**

(54) **VEHICLE BODY**

(75) Inventor: **Timothy P. Kozub**, Troy, MI (US)

(73) Assignee: **GM Global Technology Operations LLC**, Detroit, MI (US)

(\*\*) Term: **14 Years**

(21) Appl. No.: **29/369,347**

(22) Filed: **Sep. 7, 2010**

(51) **LOC (9) Cl.** ..... **12-08**

(52) **U.S. Cl.** ..... **D12/92**

(58) **Field of Classification Search** ..... D12/86,  
D12/90-92; D21/424, 433, 434; 296/181.1,  
296/181.5

See application file for complete search history.

(56) **References Cited**

**U.S. PATENT DOCUMENTS**

D592,550 S \* 5/2009 Lawlis ..... D12/91  
D592,551 S \* 5/2009 Manoogian et al. .... D12/91

D605,082 S \* 12/2009 Munson ..... D12/86  
D605,083 S \* 12/2009 Manoogian et al. .... D12/86  
D623,090 S \* 9/2010 Cox et al. .... D12/92

\* cited by examiner

*Primary Examiner* — Melody N Brown

(74) *Attorney, Agent, or Firm* — Reising Ethington P.C.

(57) **CLAIM**

The ornamental design for a vehicle body, as shown and described.

**DESCRIPTION**


FIG. 1 is a left front perspective view of a vehicle body showing my new design;

FIG. 2 is a left side view, the right side being a mirror image thereof; and,

FIG. 3 is a left rear perspective view thereof.

In the drawings, the elements shown in broken lines are for illustrative purposes only and form no part of the claimed design.

**1 Claim, 3 Drawing Sheets**






Fig-1




Fig-2




Fig-3