



US00D644563S

(12) **United States Design Patent**
Demaree

(10) **Patent No.:** **US D644,563 S**
(45) **Date of Patent:** **** Sep. 6, 2011**

(54) **COMBINED POKER FOB AND ZIPPER PULL**

(76) Inventor: **Richard C. Demaree**, Berwick, PA (US)

(**) Term: **14 Years**

(21) Appl. No.: **29/370,371**

(22) Filed: **Jul. 8, 2010**

(51) **LOC (9) Cl.** **02-07**

(52) **U.S. Cl.** **D11/221**

(58) **Field of Classification Search** D11/200,
D11/201, 221; 24/381-383, 385-387, 414-417,
24/421-422, 427-431, 433; 2/265
See application file for complete search history.

(56) **References Cited**

U.S. PATENT DOCUMENTS

417,016 A	12/1889	Gaynor	
509,889 A	12/1893	Gaynor	
685,526 A	10/1901	Perry	
1,095,829 A	5/1914	Dunlap	
1,356,375 A	10/1920	Krantz	
1,475,652 A	11/1923	Polizzi	
D203,737 S	2/1966	Friedman	
3,678,705 A	7/1972	Korwin	
D227,421 S *	6/1973	Dupon	D11/221
3,782,537 A	1/1974	Segel	
4,081,169 A	3/1978	Lauter	
4,091,639 A	5/1978	Benda	
D324,354 S *	3/1992	Oya	D11/221

5,167,356 A	12/1992	Williams	
5,479,796 A	1/1996	Shimano	
5,488,848 A	2/1996	Huang	
5,609,043 A	3/1997	Benderly	
D383,698 S	9/1997	Fletcher	
D403,271 S *	12/1998	Ishii et al.	D11/221
D423,986 S *	5/2000	Ishii et al.	D11/221
D578,430 S *	10/2008	Ball	D11/221
D631,371 S *	1/2011	Borgheim et al.	D9/733

* cited by examiner

Primary Examiner — Ralf Seifert

(74) *Attorney, Agent, or Firm* — John P. McGonagle

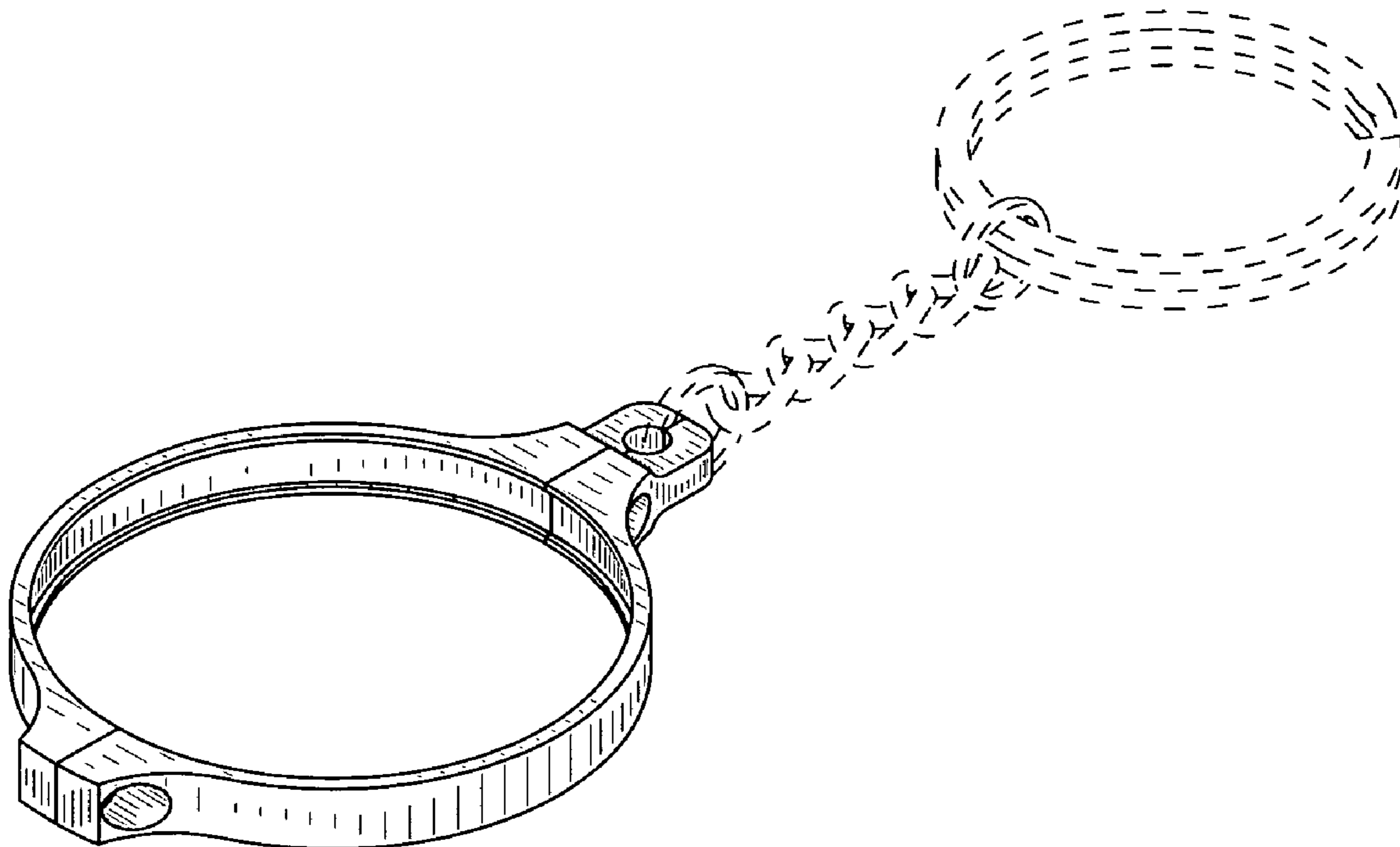
(57) **CLAIM**

The ornamental design for a combined poker fob and zipper pull, as shown and described.

DESCRIPTION

FIG. 1 is a perspective view of a combined poker fob and zipper pull showing my new design;
FIG. 2 is a top view thereof;
FIG. 3 is a left side view thereof;
FIG. 4 is a front view, the opposite rear being a mirror image thereof;
FIG. 5 is a right side view thereof; and,
FIG. 6 is a bottom view thereof.
The broken lines in the figures showing a chain and ring illustrate environmental structure and form no part of the claimed design.

1 Claim, 2 Drawing Sheets



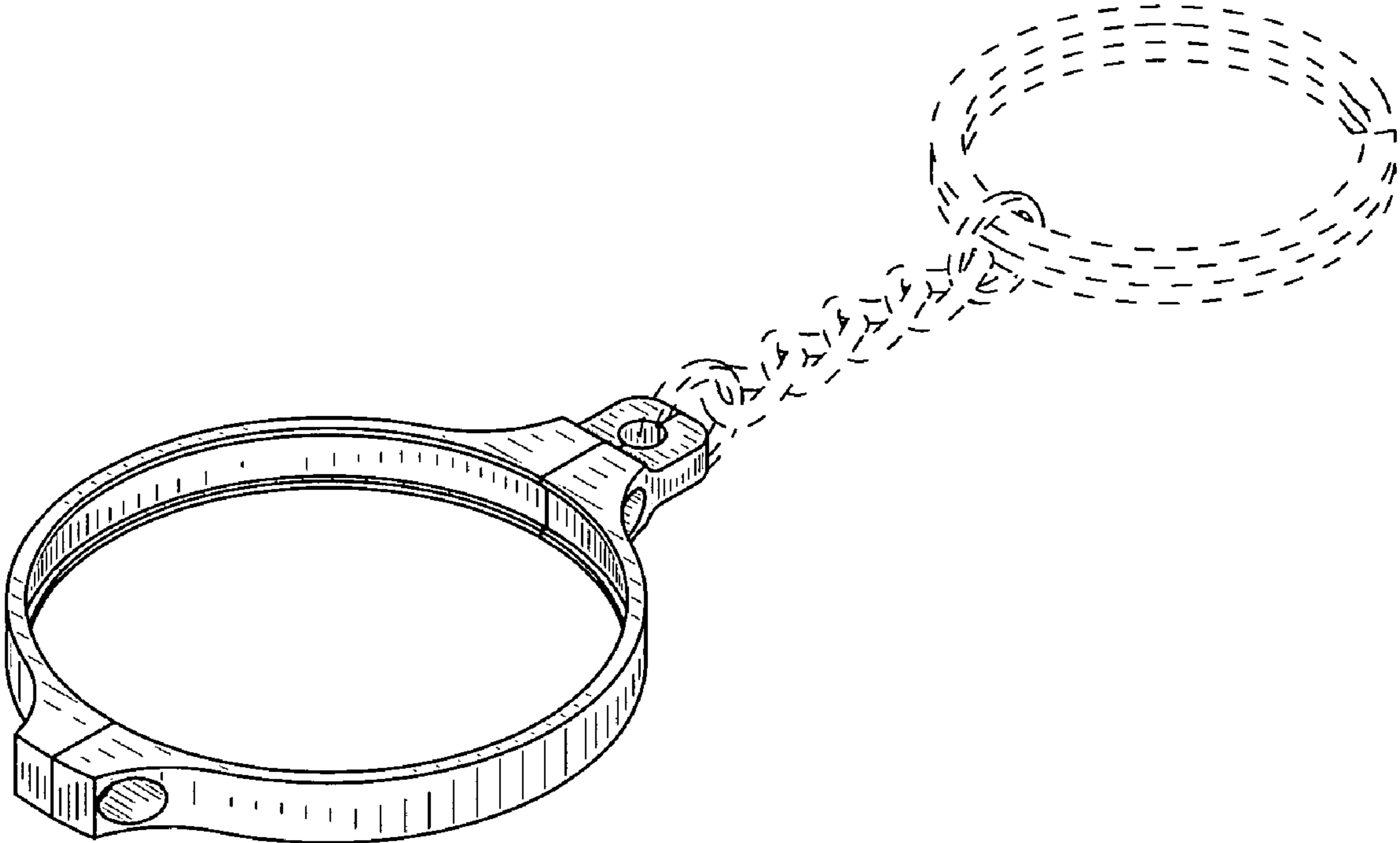


FIG. 1

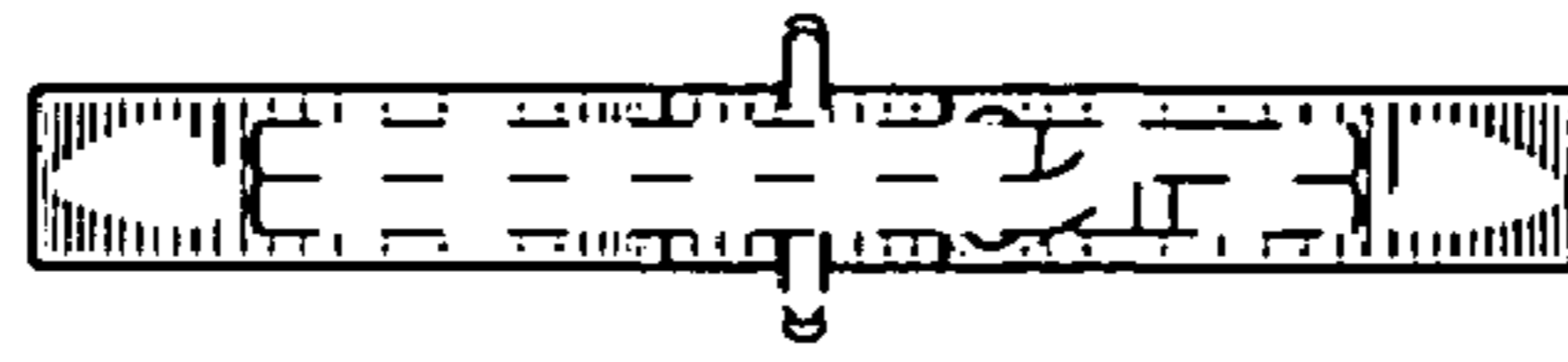


FIG. 2



FIG. 3

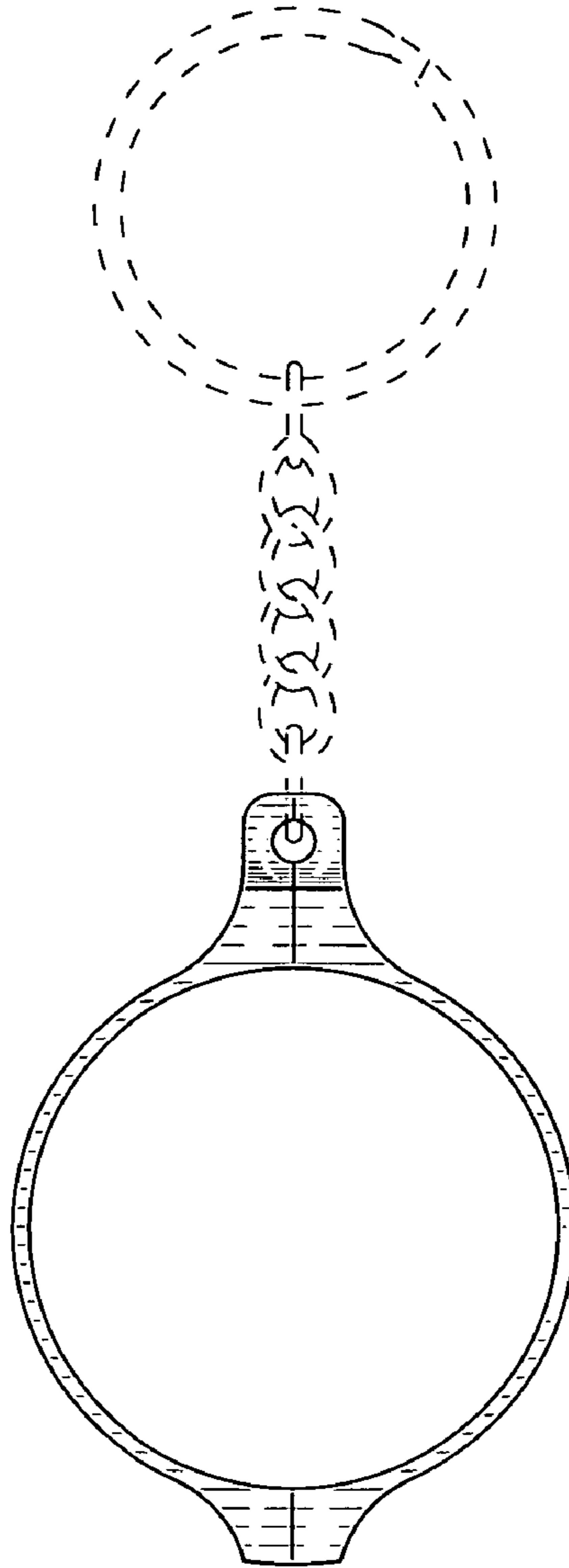


FIG. 4



FIG. 5

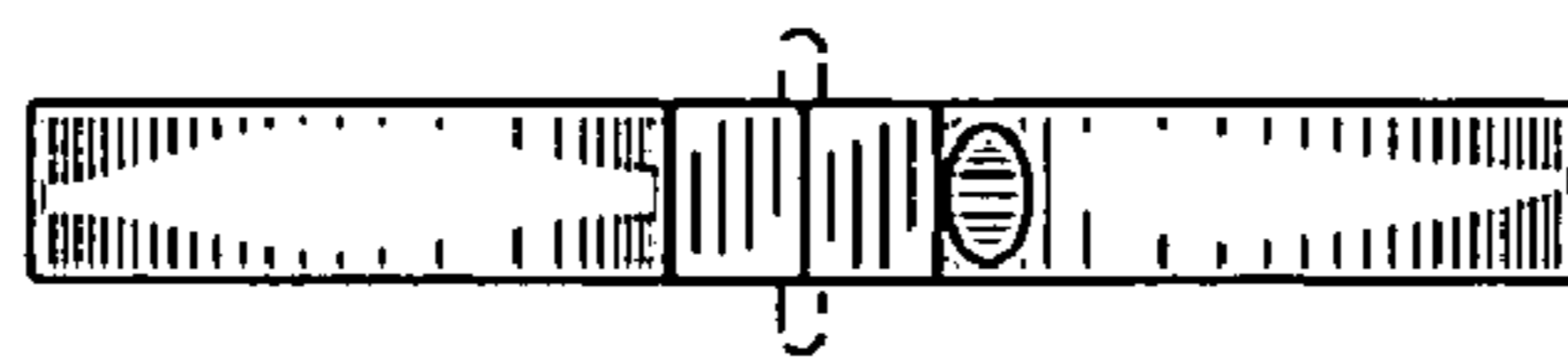


FIG. 6