



US00D644557S

(12) **United States Design Patent**
Levit et al.

(10) **Patent No.:** **US D644,557 S**

(45) **Date of Patent:** **** Sep. 6, 2011**

(54) **FOLDABLE ARTIFICIAL TREE**

(76) Inventors: **Eran Levit**, Kfra Vradim (IL); **Eran Hirschowicz**, Ramat Gan (IL)

(**) Term: **14 Years**

(21) Appl. No.: **29/376,952**

(22) Filed: **Oct. 14, 2010**

(51) **LOC (9) Cl.** **11-04**

(52) **U.S. Cl.** **D11/118**

(58) **Field of Classification Search** D11/117,
D11/118, 119, 120, 121, 125, 131, 132, 139,
D11/142, 157; 428/7, 8, 9, 10, 11, 12, 17,
428/18, 19, 20, 24, 25, 26

See application file for complete search history.

(56) **References Cited**

U.S. PATENT DOCUMENTS

1,490,409	A *	4/1924	Ventresca	446/122
D95,468	S *	4/1935	Van Marter	D11/118
D97,891	S *	12/1935	Baur	D11/131
D99,833	S *	5/1936	Siemund	D11/118
D133,386	S *	8/1942	Lowenstein et al.	D9/669
D135,823	S *	6/1943	Schmid	D11/118
D142,322	S *	8/1945	Judd	D21/471
D142,323	S *	8/1945	Judd	D21/471
2,849,601	A *	8/1958	Walzer	362/486
3,170,831	A *	2/1965	Paige	428/9
3,219,512	A *	11/1965	Kovacevic	428/12
D232,947	S *	9/1974	Christensen	D11/118
D256,223	S *	8/1980	Byun	D11/118

D258,898	S *	4/1981	Grandish	D20/29
D327,036	S *	6/1992	Melnick	D11/121
D349,359	S *	8/1994	McLaughlin, II	D26/101
D354,252	S *	1/1995	Smith et al.	D11/118
D354,454	S *	1/1995	Vernon	D11/121
D413,831	S *	9/1999	Grounds	D11/118
D438,068	S *	2/2001	Bounds, III	D7/679
6,270,864	B1 *	8/2001	Weiss	428/18
D462,031	S *	8/2002	Ng	D11/118
D486,754	S *	2/2004	Shiratori et al.	D11/125
D549,130	S *	8/2007	Steiger et al.	D11/118

* cited by examiner

Primary Examiner — Stella Reid

Assistant Examiner — Elizabeth J Oswecki

(74) *Attorney, Agent, or Firm* — Michele V. Frank; Patton Boggs LLP

(57) **CLAIM**

The ornamental design for a foldable artificial tree, as shown and described.

DESCRIPTION

FIG. 1 is a front view of a foldable artificial tree showing our new design, the back view being identical thereto.

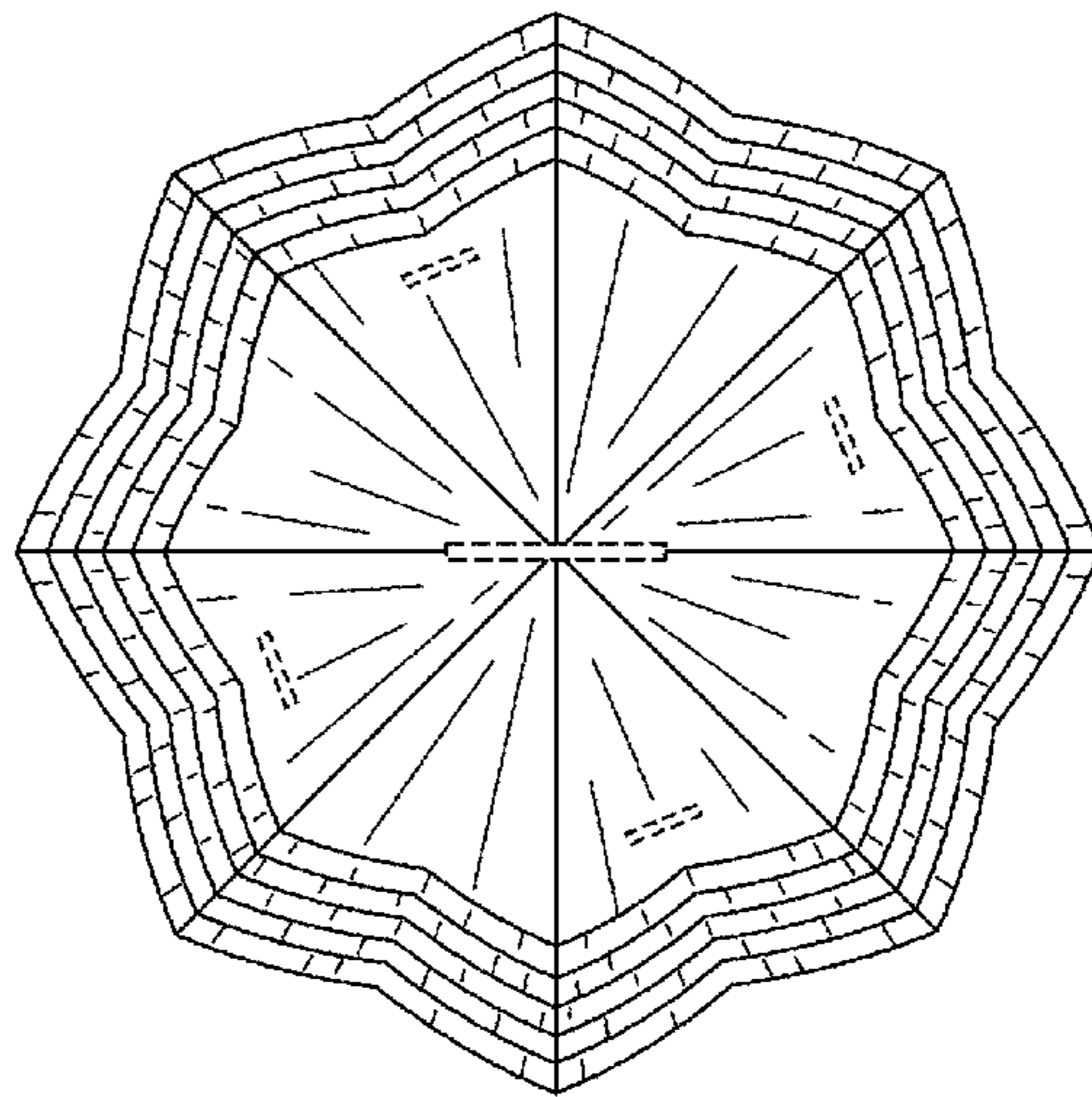

FIG. 2 is a side view thereof, the opposite side view being identical thereto.

FIG. 3 is a bottom view thereof; and,

FIG. 4 is a top view thereof.

The dashed lines showing optional decorative elements in FIGS. 1-4 are for illustrative purposes only and form no part of the claimed design.

1 Claim, 3 Drawing Sheets






FIG. 1




FIG. 2

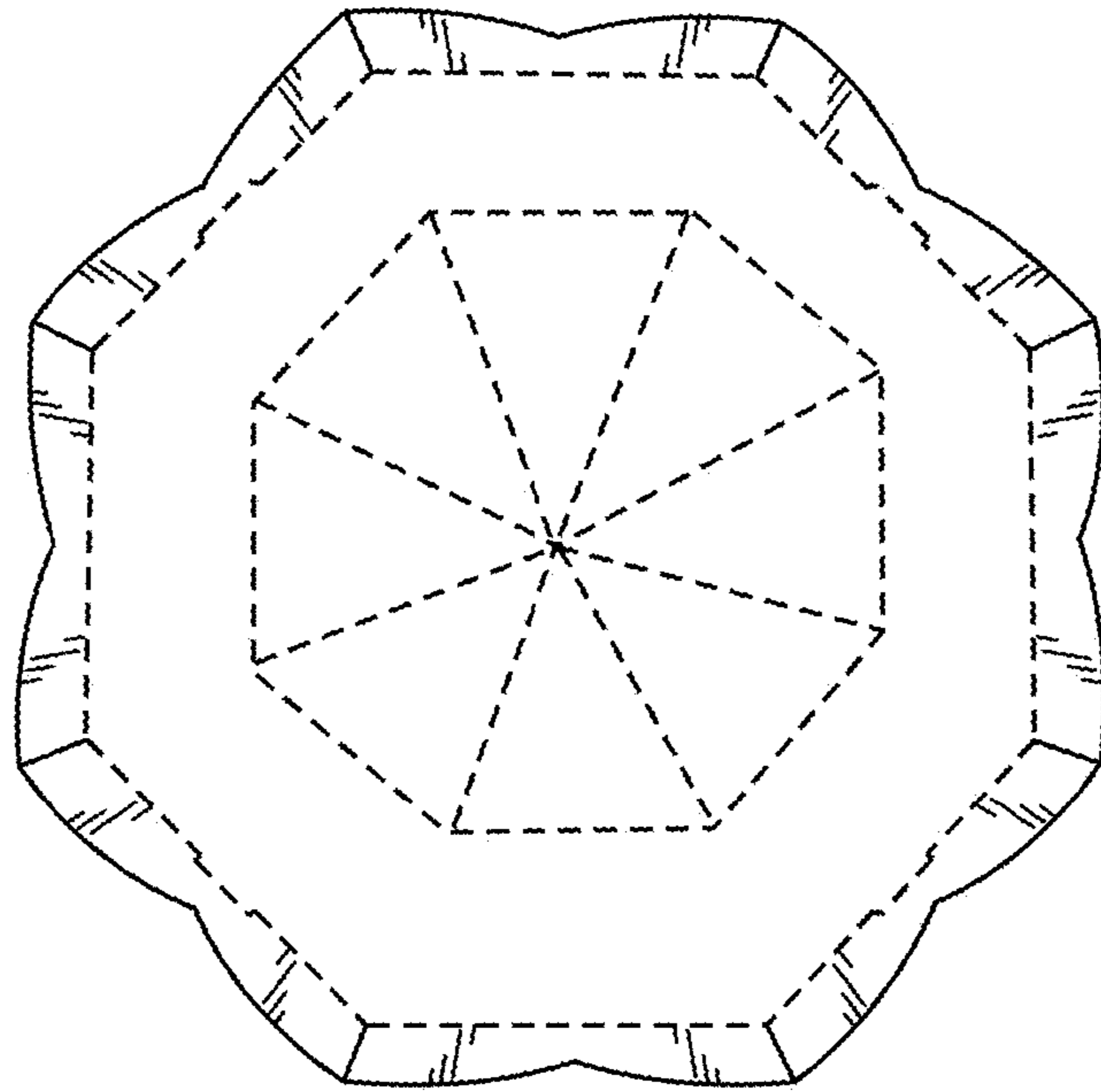


FIG. 3

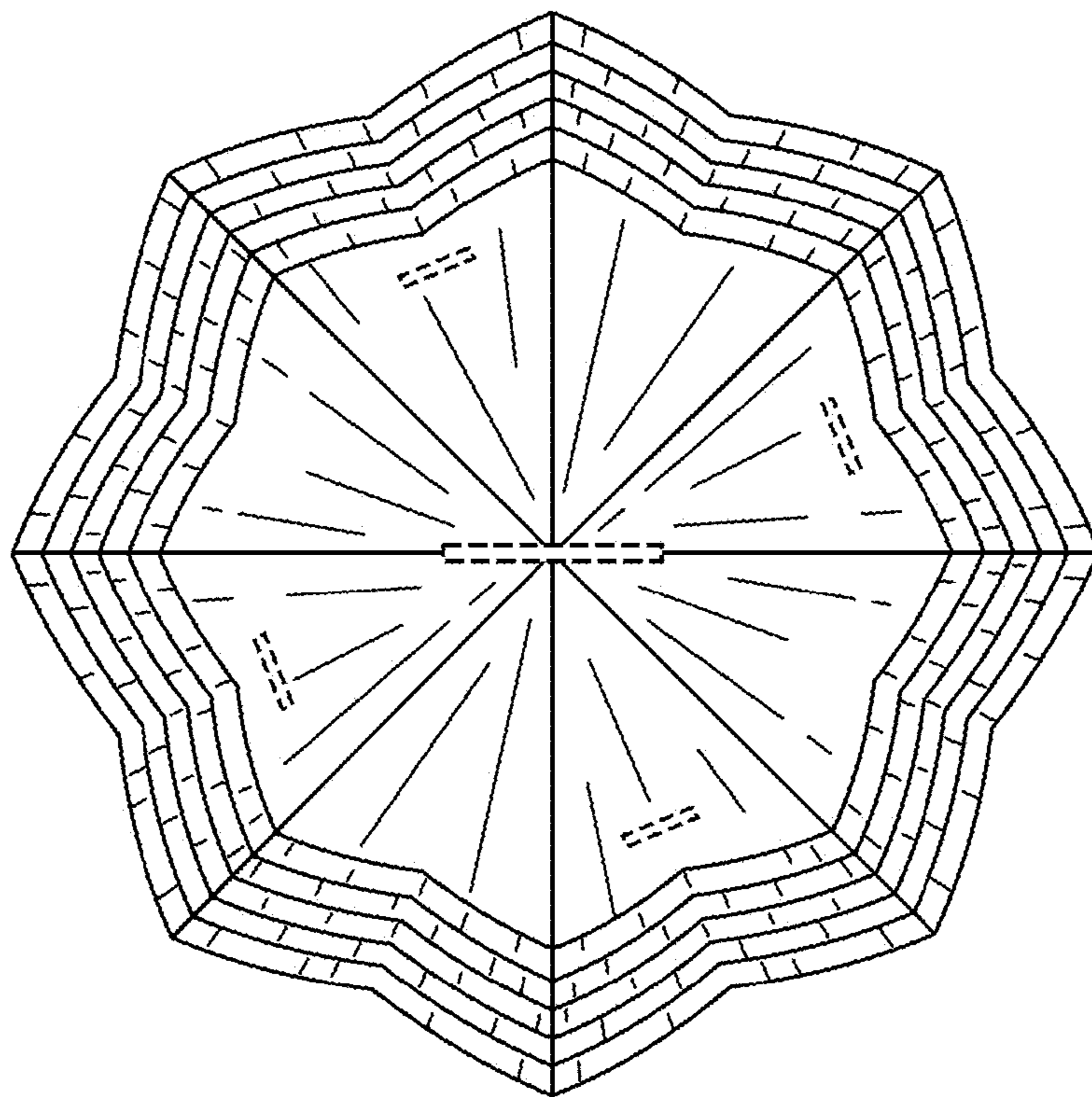


FIG. 4