



US00D644526S

(12) **United States Design Patent**
Howell et al.

(10) **Patent No.:** **US D644,526 S**

(45) **Date of Patent:** **** Sep. 6, 2011**

(54) **REFILL BOTTLE**

(75) Inventors: **Laurie Howell**, Bristol (GB); **Thomas Edward Walker**, Bristol (GB)

(73) Assignee: **Reckitt & Colman (Overseas) Limited**, Slough, Berkshire (GB)

(**) Term: **14 Years**

(21) Appl. No.: **29/351,494**

(22) Filed: **Dec. 7, 2009**

(30) **Foreign Application Priority Data**

Jun. 10, 2009 (EM) 001145189-0018

(51) **LOC (9) Cl.** **09-01**

(52) **U.S. Cl.** **D9/521**; D9/529; D9/541; D9/542;
D9/557; D9/558; D9/571

(58) **Field of Classification Search** D9/688-691,
D9/694, 520-522, 530, 537-543, 548-549,
D9/557-558, 570-571, 574-575, 435, 444-445,
D9/447; 220/660, 662, 669, 675

See application file for complete search history.

(56) **References Cited**

U.S. PATENT DOCUMENTS

D202,662 S *	10/1965	Williams	D9/529
D207,511 S *	4/1967	Roirdan	D9/529
3,342,379 A *	9/1967	Foley	222/173
D279,454 S *	7/1985	Fleming	D9/529
D308,335 S *	6/1990	Rubinoff	D9/557
D332,406 S *	1/1993	Desgrippes et al.	D9/570
D352,458 S *	11/1994	Gray	D9/729
D353,099 S *	12/1994	Poisson	D9/542

D363,431 S *	10/1995	Mansau	D9/557
D383,069 S *	9/1997	Valls et al.	D9/542
D398,239 S *	9/1998	Bertolini et al.	D9/520
D418,064 S *	12/1999	Pritchard et al.	D9/529
D419,077 S *	1/2000	Sultan	D9/563
D444,393 S *	7/2001	Ebert	D9/570
D444,700 S *	7/2001	Ebert	D9/685
D464,269 S *	10/2002	Pannozzo et al.	D9/558
D528,012 S *	9/2006	Snyder	D9/557 X
D531,041 S *	10/2006	Sauer et al.	D9/529
D559,117 S *	1/2008	Nukuto et al.	D9/570 X
D585,750 S *	2/2009	Kuzma et al.	D9/570 X
D587,122 S *	2/2009	Herstol et al.	D9/557 X
D590,719 S *	4/2009	Zwolbar et al.	D9/571 X
D610,012 S *	2/2010	MacDonald et al.	D9/521
D612,264 S *	3/2010	Miksovsky	D6/542 X
D623,066 S *	9/2010	Mongeon et al.	D9/558 X

* cited by examiner

Primary Examiner — Carol P Rademaker

(74) *Attorney, Agent, or Firm* — Ryan A. Schneider;
Troutman Sanders LLP

(57) **CLAIM**

The ornamental design for a refill bottle, as shown and described.

DESCRIPTION

FIG. 1 is a top, front, and right side perspective view of the present invention;

FIG. 2 is a right side elevational view thereof;

FIG. 3 is a left side elevational view thereof;

FIG. 4 is a front elevational view thereof;

FIG. 5 is a back elevational view thereof; and,

FIG. 6 is a top plan view thereof.

1 Claim, 2 Drawing Sheets

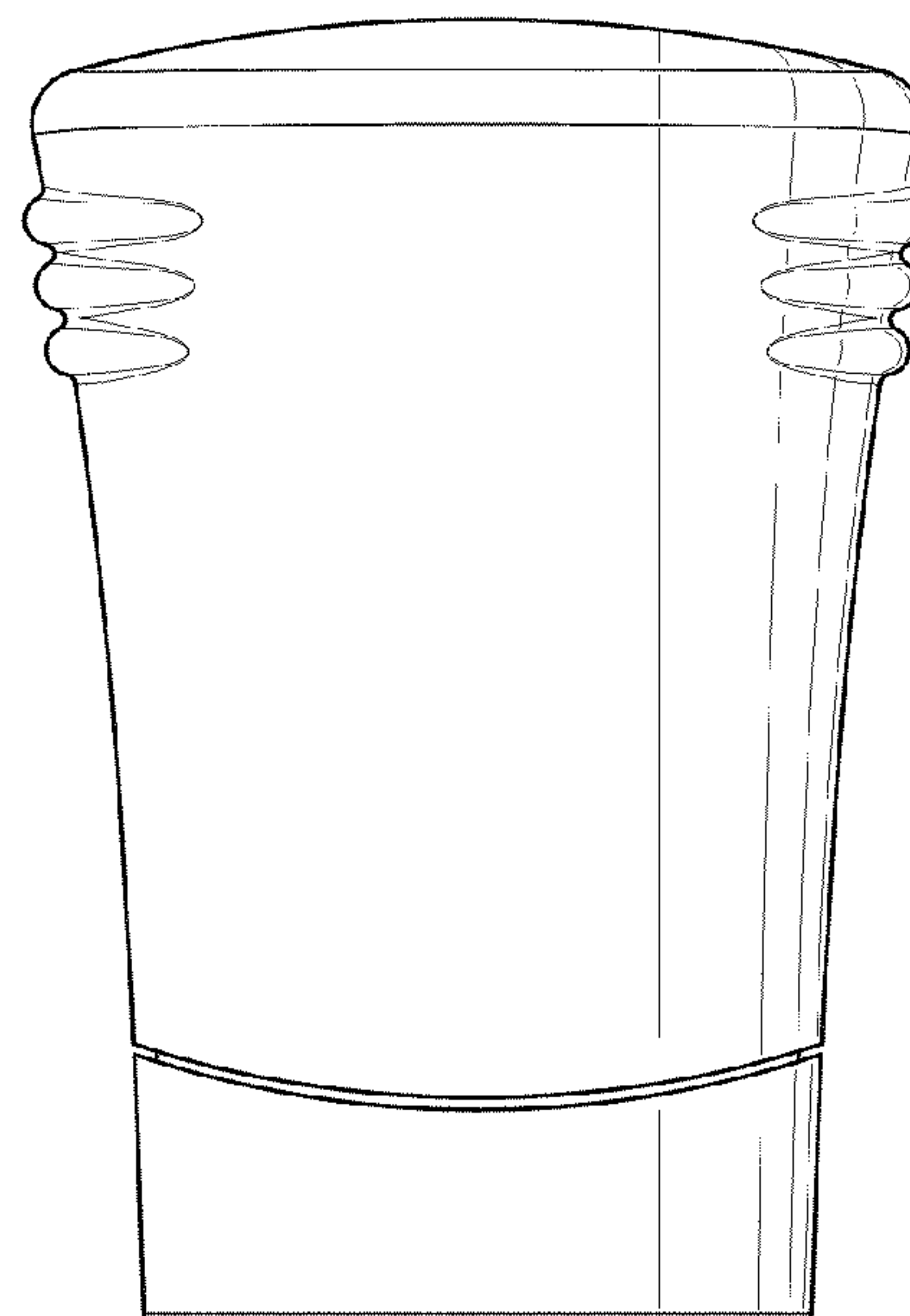
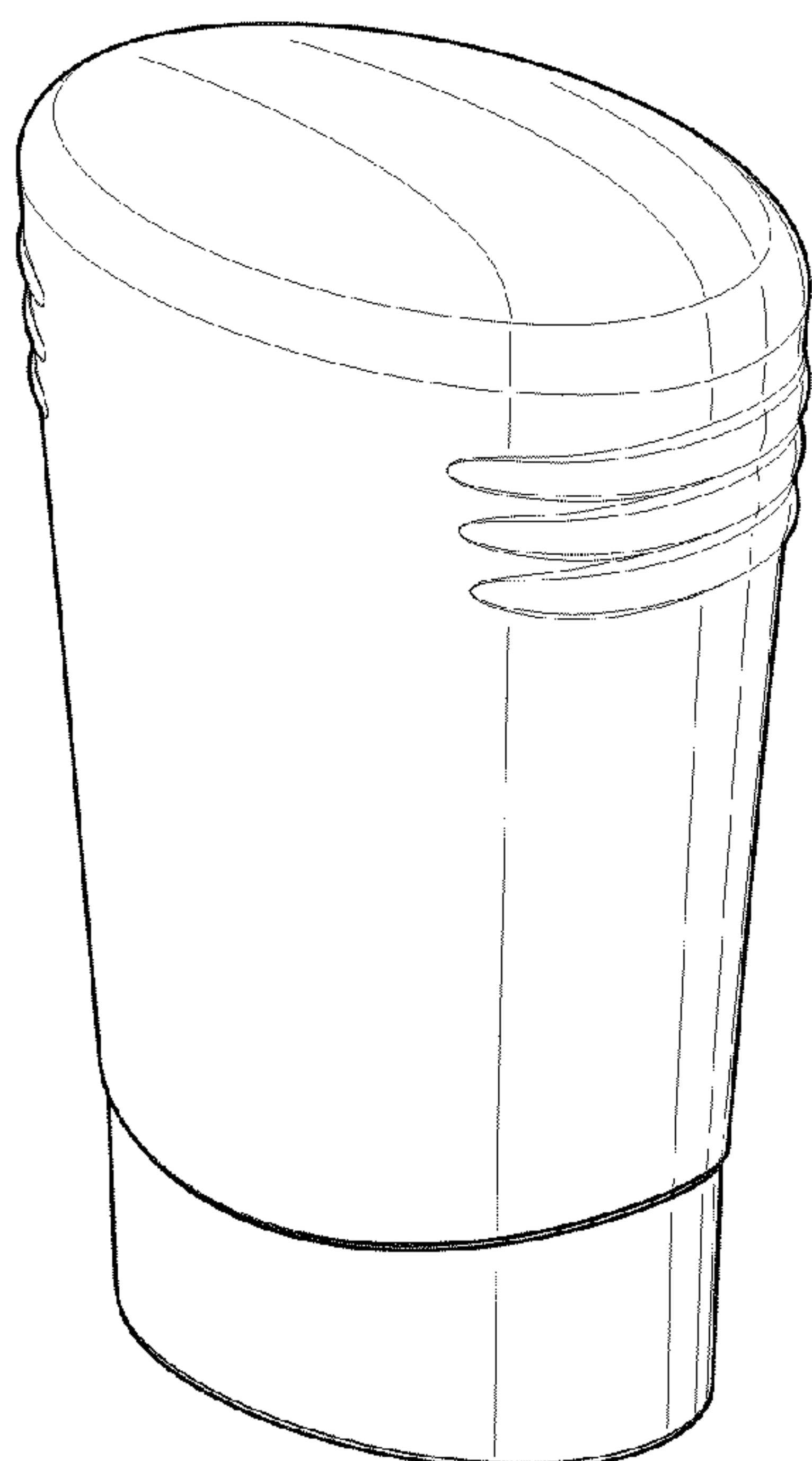




Fig.1

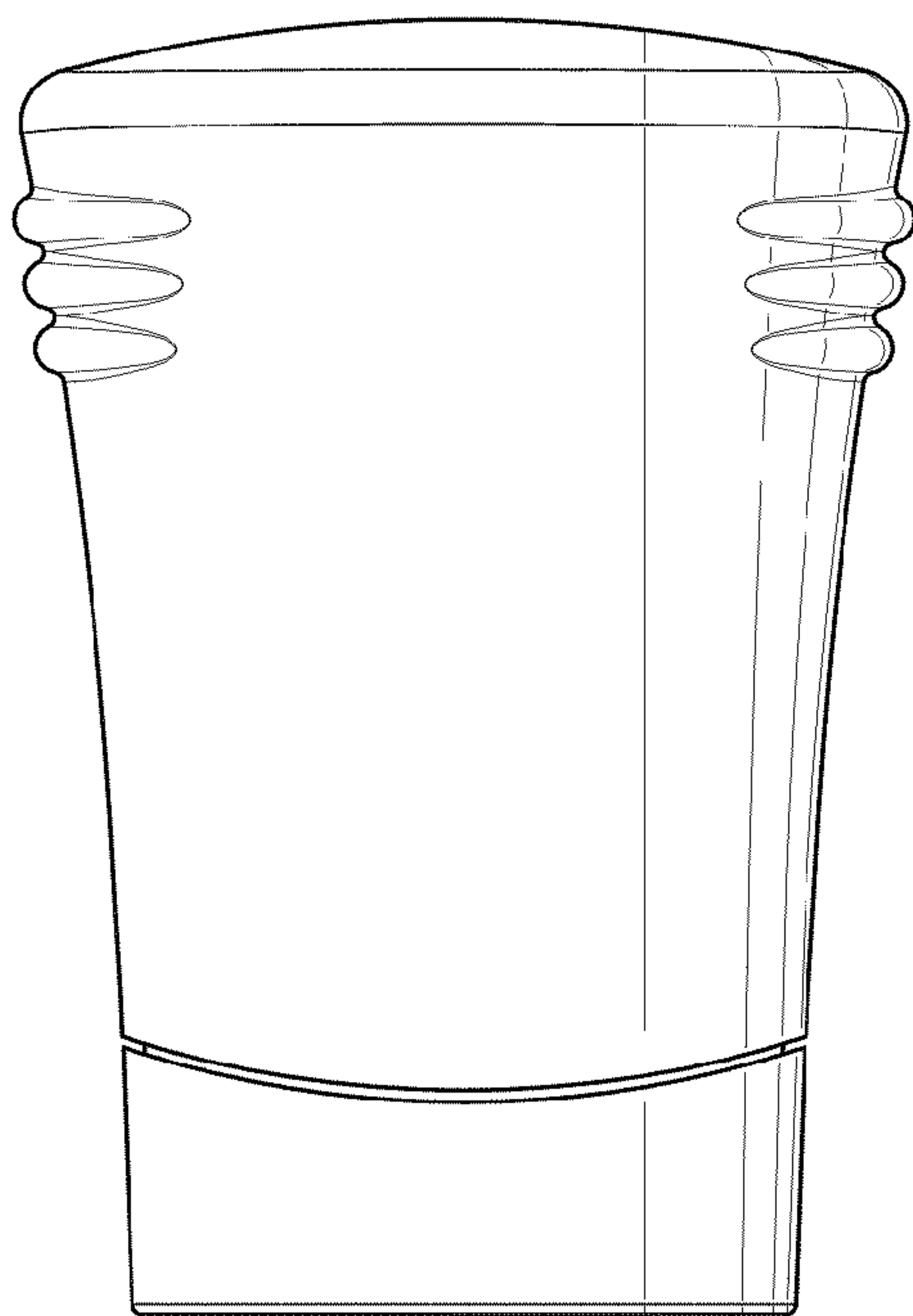


Fig.2

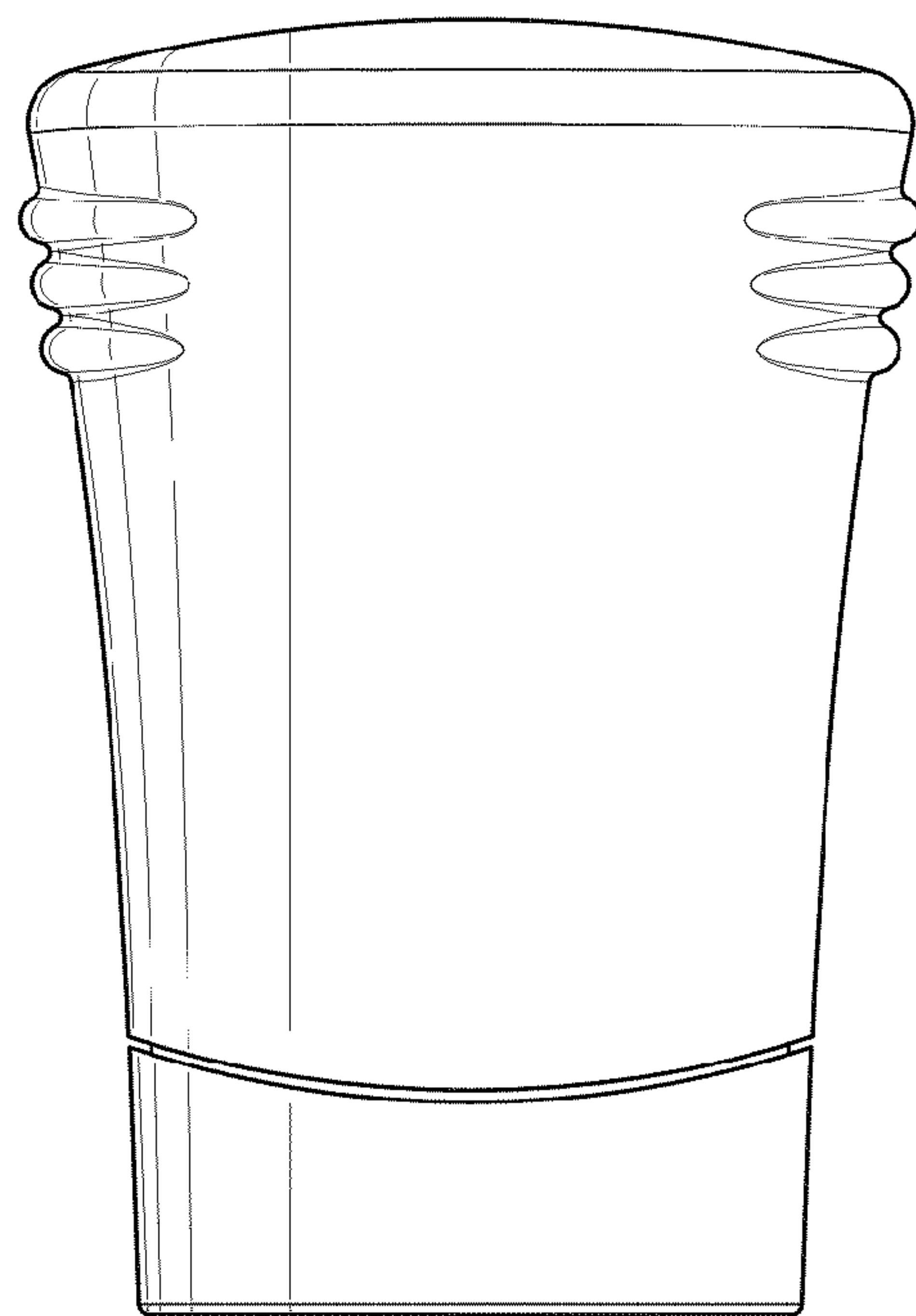


Fig.3




Fig.4




Fig.5

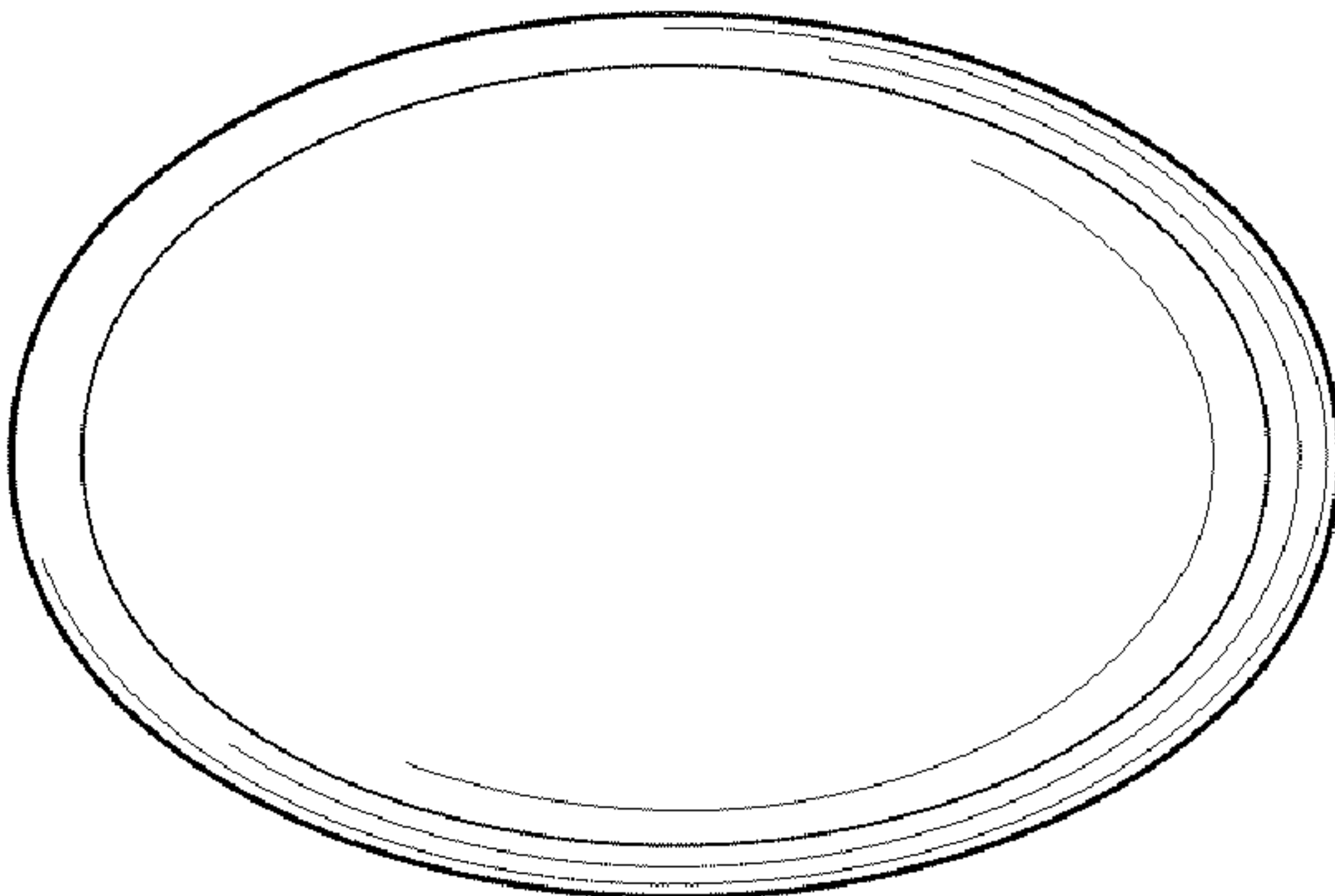


Fig.6