



US00D644525S

(12) **United States Design Patent**
Howell et al.

(10) **Patent No.:** **US D644,525 S**

(45) **Date of Patent:** **** Sep. 6, 2011**

(54) **REFILL BOTTLE**

(75) Inventors: **Laurie Howell**, Bristol (GB); **Thomas Edward Walker**, Bristol (GB)

(73) Assignee: **Reckitt & Colman (Overseas) Limited**, Slough, Berkshire (GB)

(**) Term: **14 Years**

(21) Appl. No.: **29/351,486**

(22) Filed: **Dec. 7, 2009**

(30) **Foreign Application Priority Data**

Jun. 10, 2009 (EM) 001145189-0017

(51) **LOC (9) Cl.** **09-01**

(52) **U.S. Cl.** **D9/521; D9/529; D9/542; D9/552; D9/558; D9/571**

(58) **Field of Classification Search** D9/688-691, D9/694, 520-522, 530, 537-543, 548-549, D9/552, 558, 565, 571, 574-575, 435, 444-445, D9/447; 220/660, 662, 669, 675
See application file for complete search history.

(56) **References Cited**

U.S. PATENT DOCUMENTS

D95,609 S *	5/1935	Plunkett	D9/571
D101,878 S *	11/1936	McLaughlin	D9/549
D197,487 S *	2/1964	Lorenzen	D9/558
D202,662 S *	10/1965	Williams	D9/529
D205,423 S *	8/1966	Koenigsberg	D9/548
D206,292 S *	11/1966	Koenigsberg	D9/548
D207,189 S *	3/1967	Thomson	D9/558
D207,511 S *	4/1967	Plunkett	D9/529

3,342,379 A *	9/1967	Foley	222/173
D209,244 S *	11/1967	Koenigsberg	D9/548
D279,454 S *	7/1985	Fleming	D9/529
D356,038 S *	3/1995	Biesecker	D9/558
D418,064 S *	12/1999	Pritchard et al.	D9/571 X
5,996,850 A *	12/1999	Morali et al.	222/173
D480,308 S *	10/2003	Grisdale et al.	D9/520
D488,382 S *	4/2004	Calello	D9/521
D489,621 S *	5/2004	Grisdale et al.	D9/516
D531,041 S *	10/2006	Sauer et al.	D9/529
D587,587 S *	3/2009	Schwartz et al.	D9/529
D593,811 S *	6/2009	Carreno	D7/629
D610,012 S *	2/2010	MacDonald et al.	D9/521
D612,264 S *	3/2010	Miksovsky	D9/652
D623,066 S *	9/2010	Mongeon et al.	D9/529
D635,861 S *	4/2011	Caldwell	D9/550
D639,178 S *	6/2011	Williams et al.	D9/558

* cited by examiner

Primary Examiner — Carol P Rademaker

(74) *Attorney, Agent, or Firm* — Ryan A. Schneider; Troutman Sanders LLP

(57) **CLAIM**

The ornamental design for a refill bottle, as shown and described.

DESCRIPTION

FIG. 1 is a top, front, and right side perspective view of the present invention;

FIG. 2 is a right side elevational view thereof;

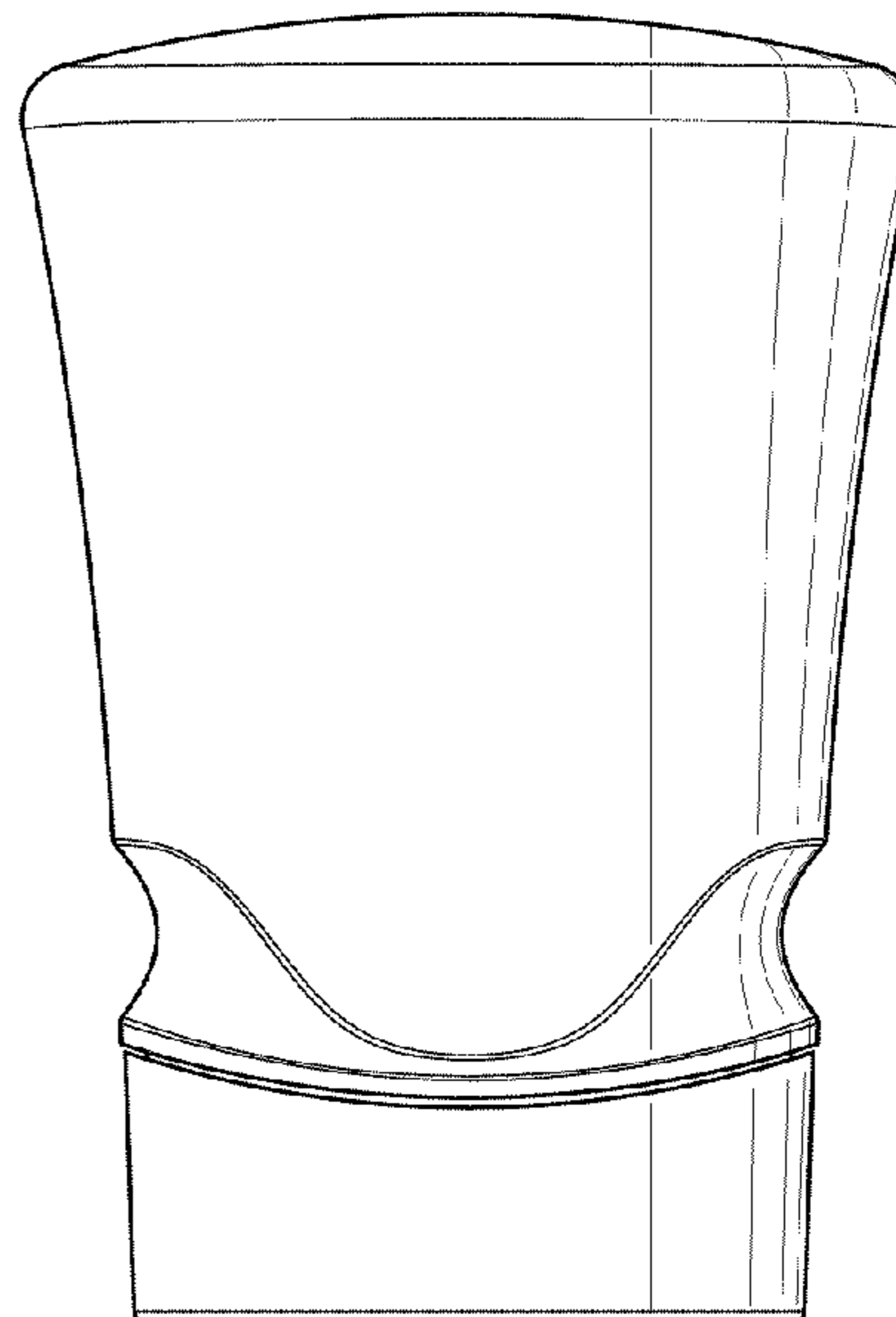
FIG. 3 is a left side elevational view thereof;

FIG. 4 is a front elevational view thereof;

FIG. 5 is a back elevational view thereof; and,

FIG. 6 is a top plan view thereof.

1 Claim, 2 Drawing Sheets



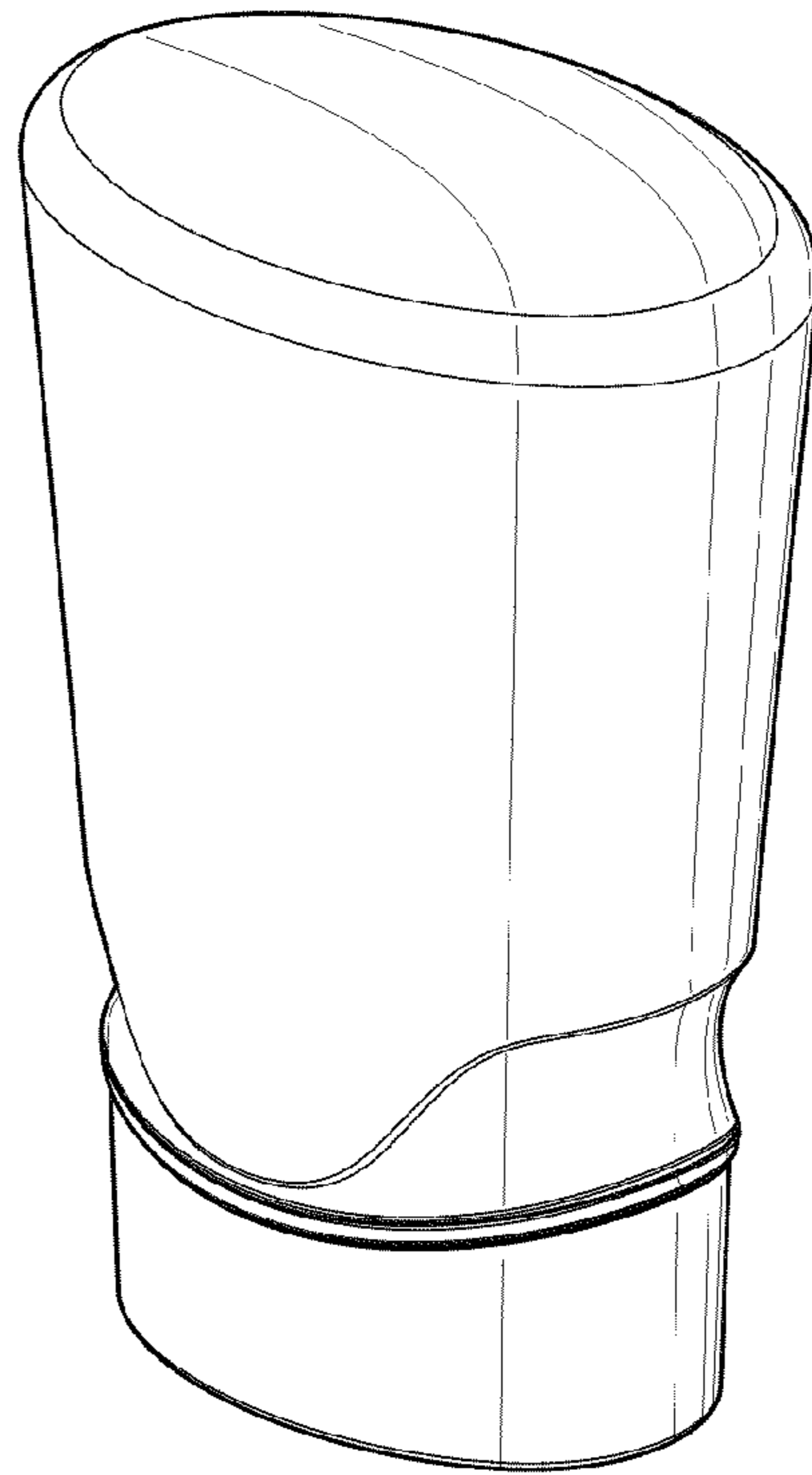


Fig.1

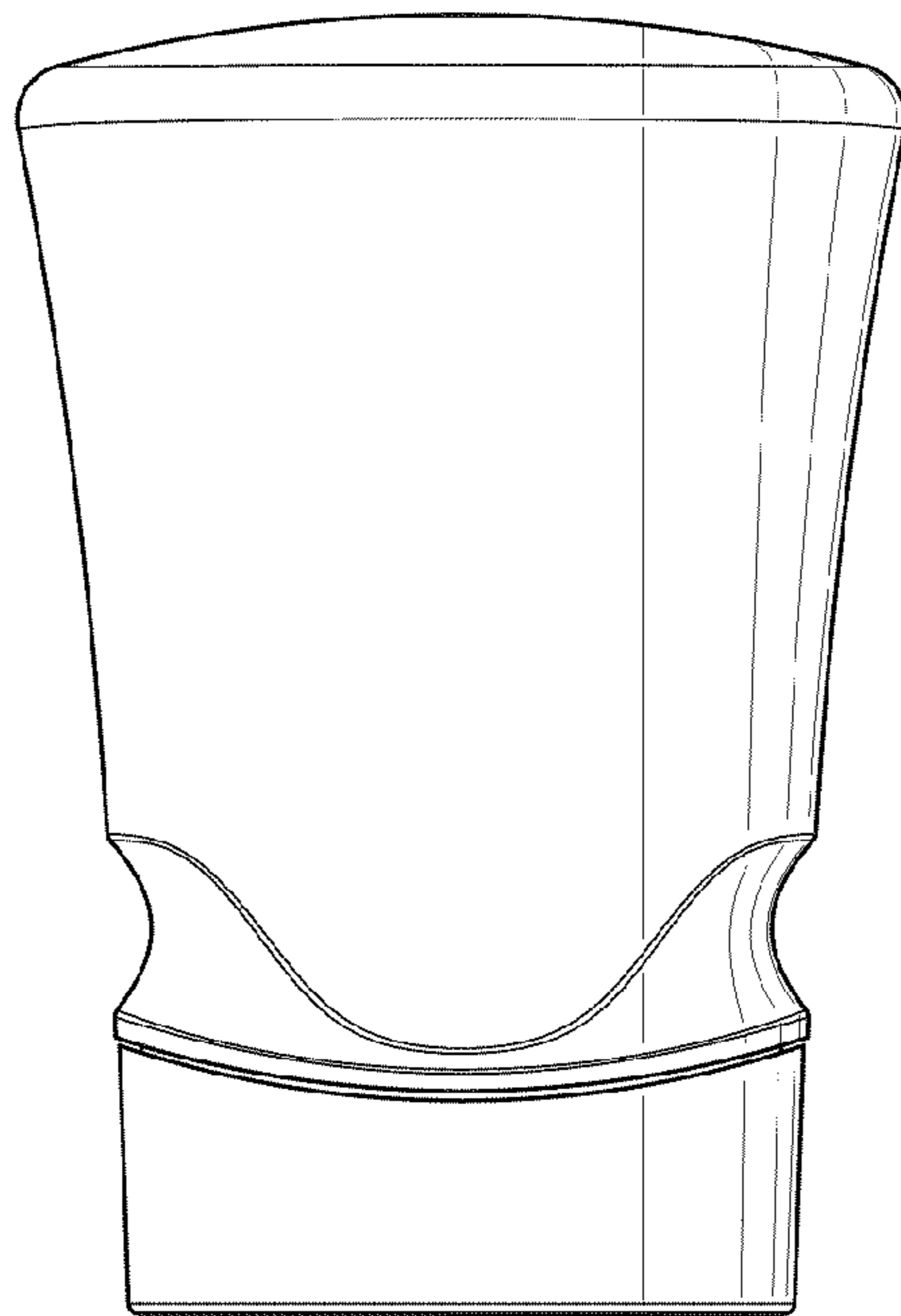


Fig.2

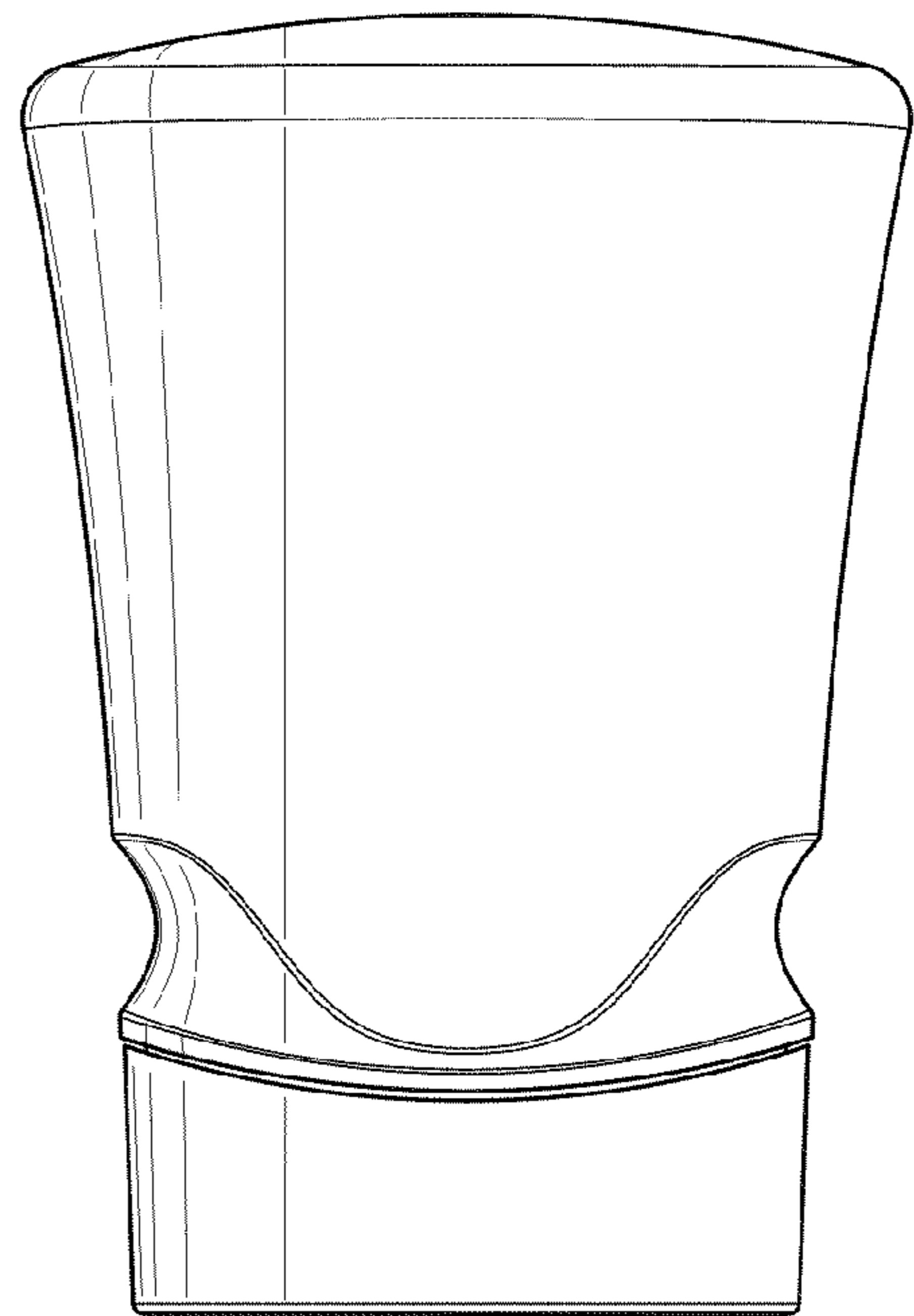


Fig.3

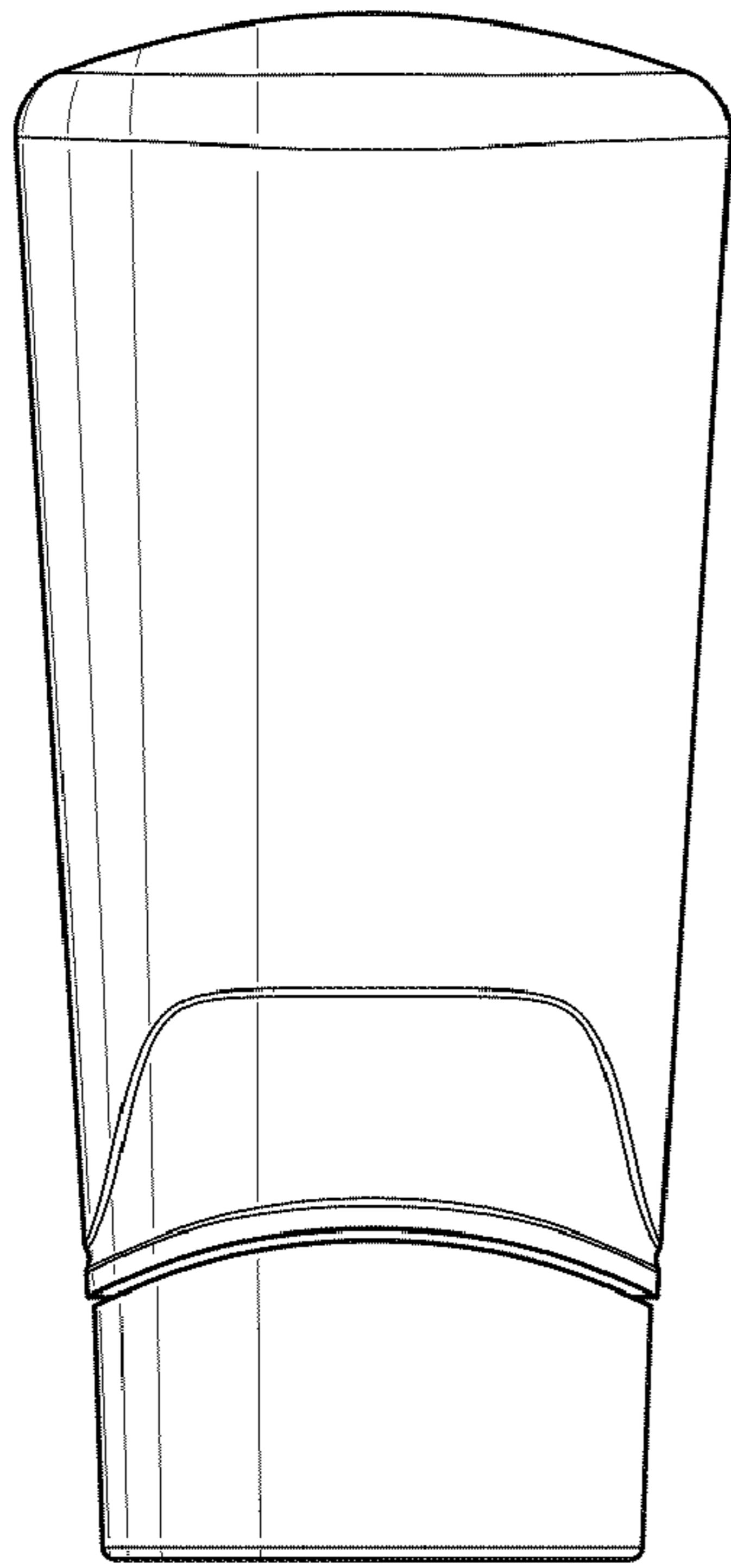


Fig.4

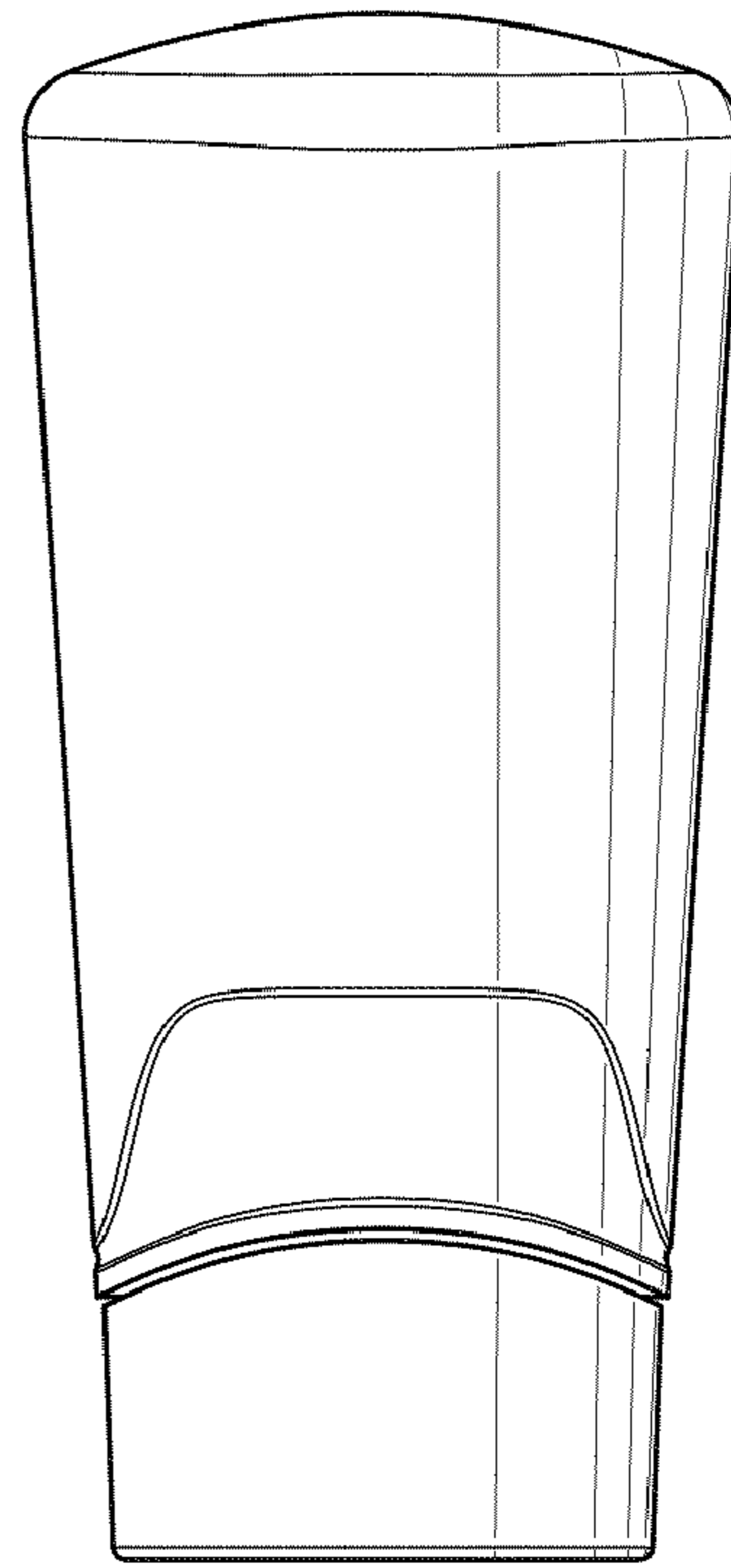


Fig.5

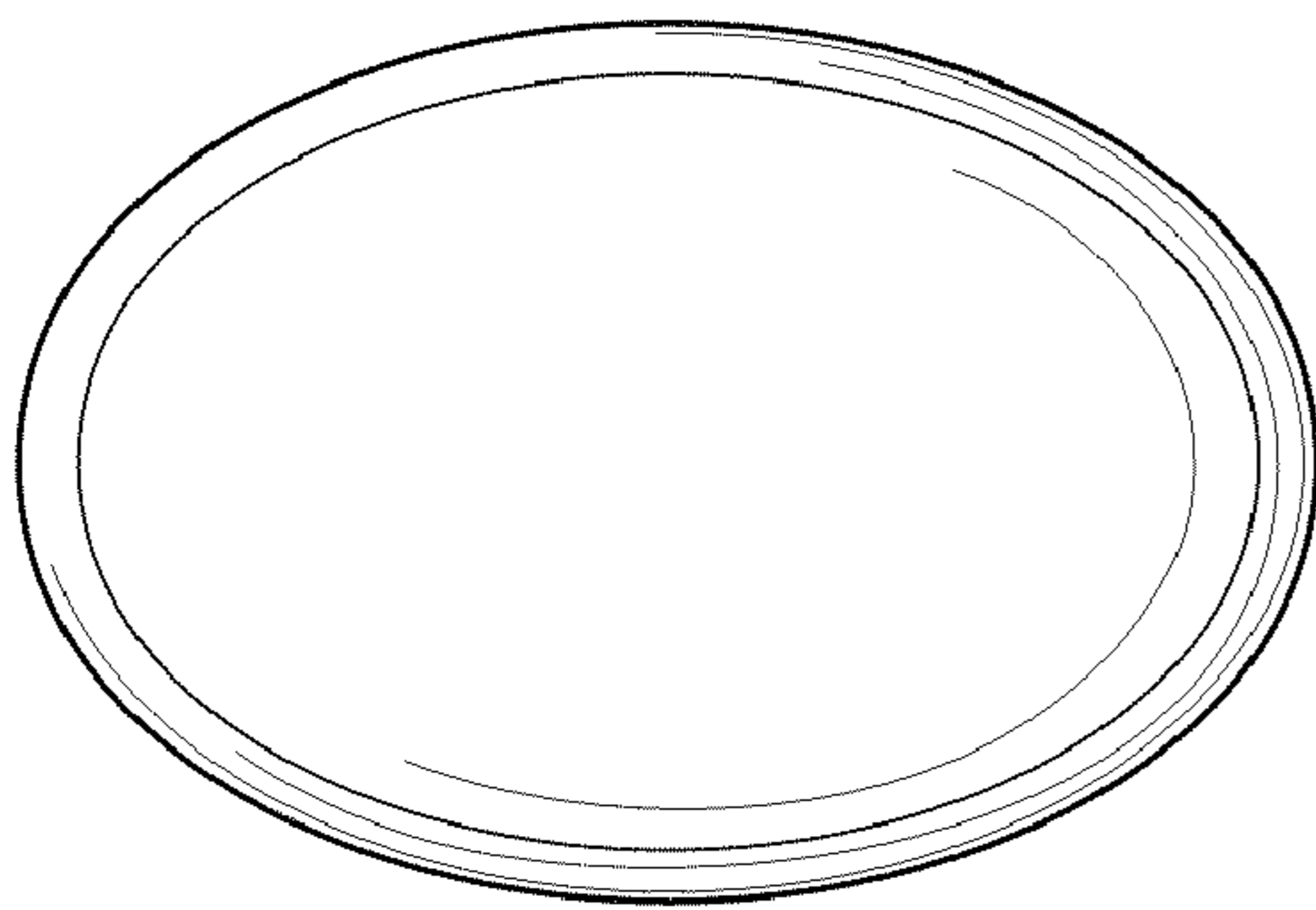


Fig.6