



US00D644517S

(12) **United States Design Patent**
Howell et al.

(10) **Patent No.:** **US D644,517 S**
(45) **Date of Patent:** **** Sep. 6, 2011**

(54) **REFILL BOTTLE**

(75) Inventors: **Laurie Howell**, Bristol (GB); **Thomas Edward Walker**, Bristol (GB)

(73) Assignee: **Reckitt & Colman (Overseas) Limited**, Slough, Berkshire (GB)

(**) Term: **14 Years**

(21) Appl. No.: **29/351,464**

(22) Filed: **Dec. 7, 2009**

(30) **Foreign Application Priority Data**

Jun. 10, 2009 (EM) 001145189-0008

(51) **LOC (9) Cl.** **09-01**

(52) **U.S. Cl.** **D9/521; D9/571; D9/575; D9/435**

(58) **Field of Classification Search** D9/688-691,
D9/694, 520-522, 530, 537-543, 549, 558,
D9/571, 574-575, 435, 444-445, 447; 220/660,
220/662, 669, 675

See application file for complete search history.

(56) **References Cited**

U.S. PATENT DOCUMENTS

- D202,662 S * 10/1965 Williams D9/574 X
- D207,511 S * 4/1967 Riordan D9/529
- 3,342,379 A * 9/1967 Foley 222/173
- D279,454 S * 7/1985 Fleming D9/574 X
- D342,901 S * 1/1994 Joo D9/558 X
- D387,992 S * 12/1997 Kotoucek D9/521
- D407,316 S * 3/1999 Zaksenberg D9/529 X
- D418,064 S * 12/1999 Pritchard et al. D9/571 X

- 5,996,850 A * 12/1999 Morali et al. 222/173
- D464,269 S * 10/2002 Pannozzo et al. D9/558
- D488,382 S * 4/2004 Calello D9/521
- D524,161 S * 7/2006 Sauer et al. D9/529
- D531,041 S * 10/2006 Sauer et al. D9/529
- D542,660 S * 5/2007 Thomas et al. D9/521
- D580,269 S * 11/2008 Xiao et al. D9/521
- D586,233 S * 2/2009 Carnduff et al. D9/729
- D588,920 S * 3/2009 O'Donahue D9/521
- D592,961 S * 5/2009 Short et al. D9/529
- D608,213 S * 1/2010 Kuzma et al. D9/558 X
- D610,012 S * 2/2010 MacDonald et al. D9/521
- D612,264 S * 3/2010 Miksovsky D6/542 X
- D612,741 S * 3/2010 Miksovsky D9/521 X
- D623,066 S * 9/2010 Mongeon et al. D9/529
- D632,577 S * 2/2011 Drake et al. D9/575 X
- D635,033 S * 3/2011 Heflin, III D9/558

* cited by examiner

Primary Examiner — Carol P Rademaker

(74) *Attorney, Agent, or Firm* — Ryan A. Schneider; Troutman Sanders LLP

(57) **CLAIM**

The ornamental design for a refill bottle, as shown and described.

DESCRIPTION

FIG. 1 is a top, front, and right side perspective view of the present invention;

FIG. 2 is a right side elevational view thereof;


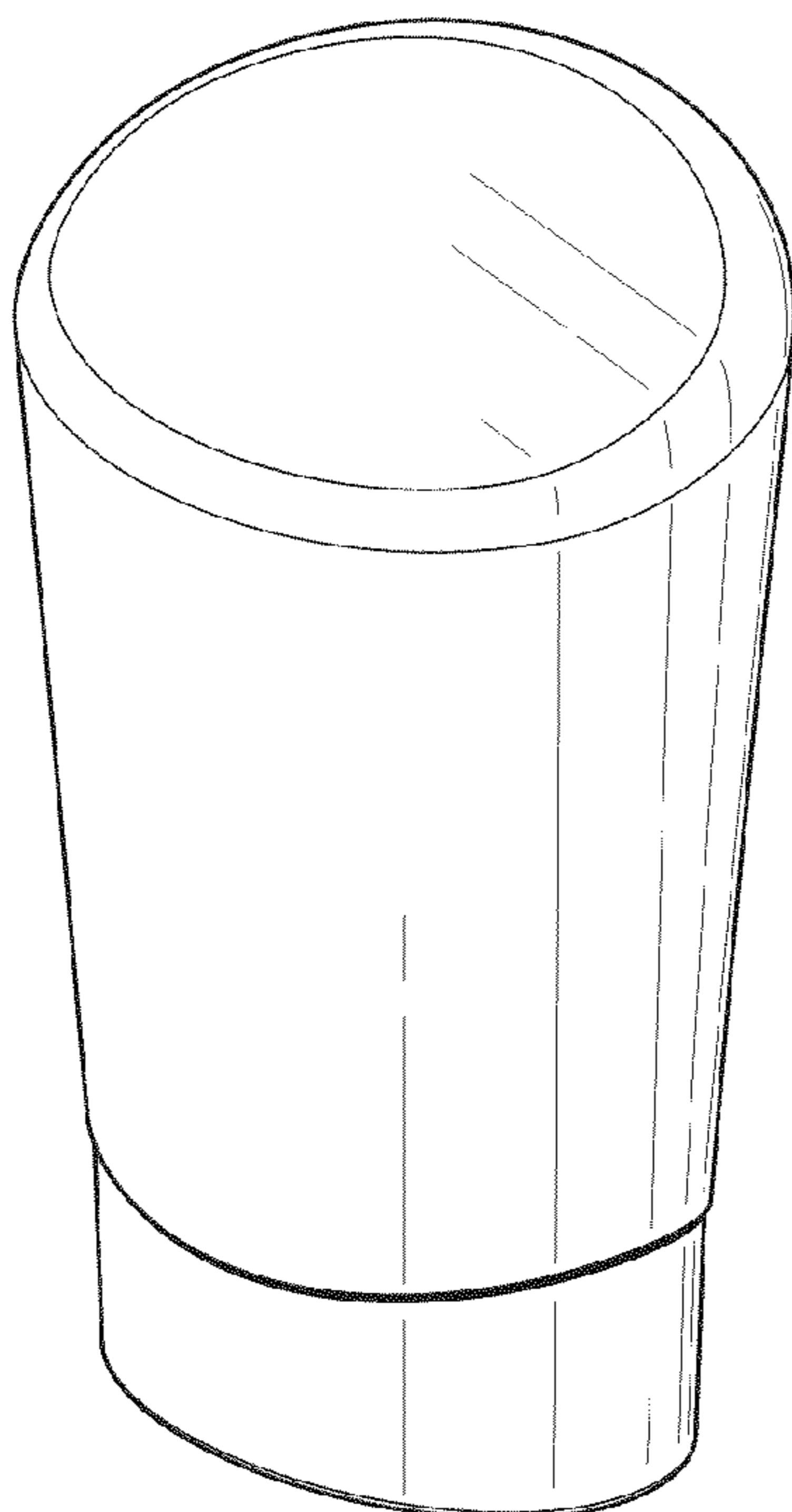
FIG. 3 is a left side elevational view thereof;

FIG. 4 is a front elevational view thereof;

FIG. 5 is a back elevational view thereof; and,

FIG. 6 is a top plan view thereof.

1 Claim, 2 Drawing Sheets



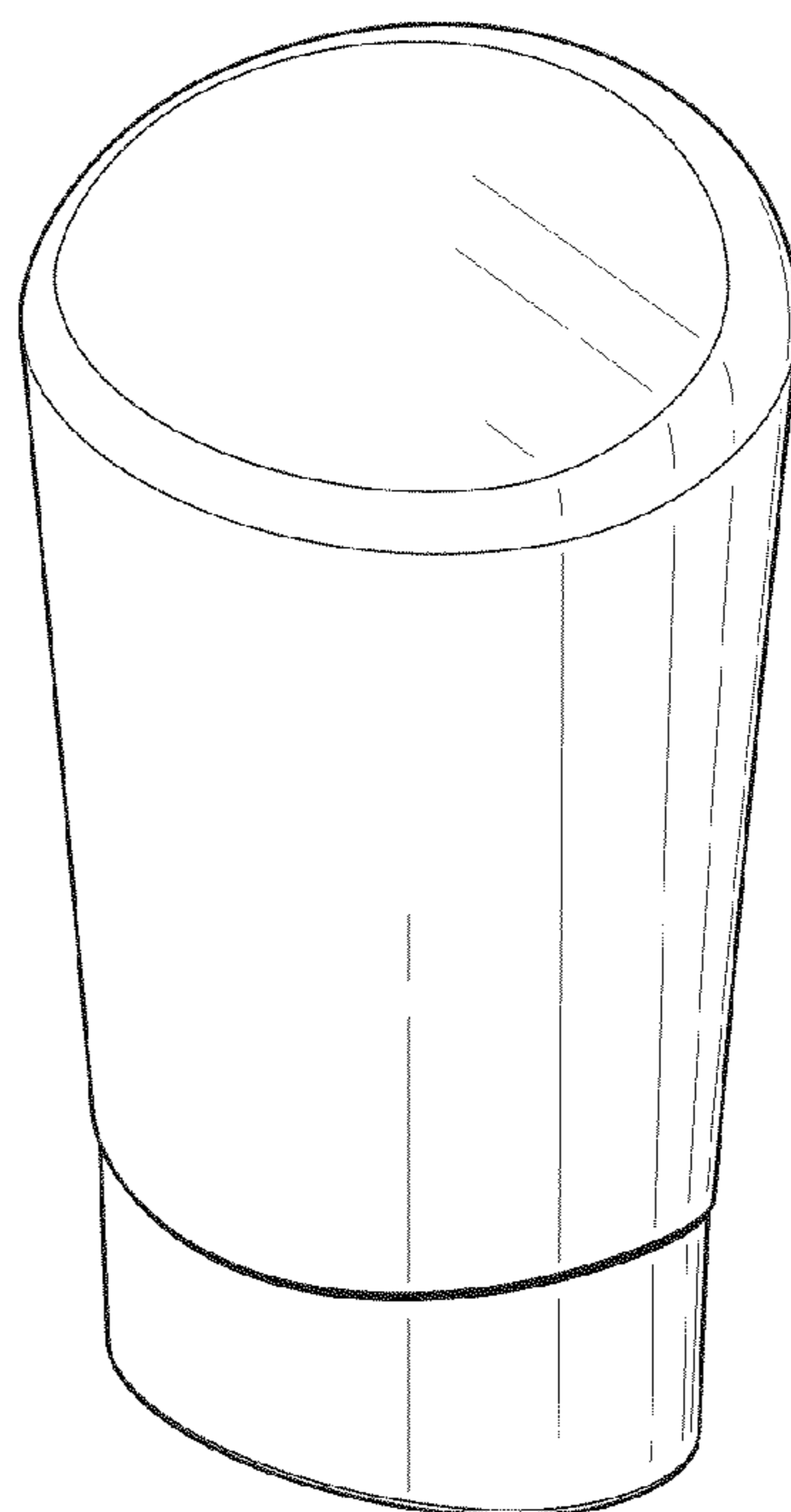


Fig.1




Fig.2



Fig.3

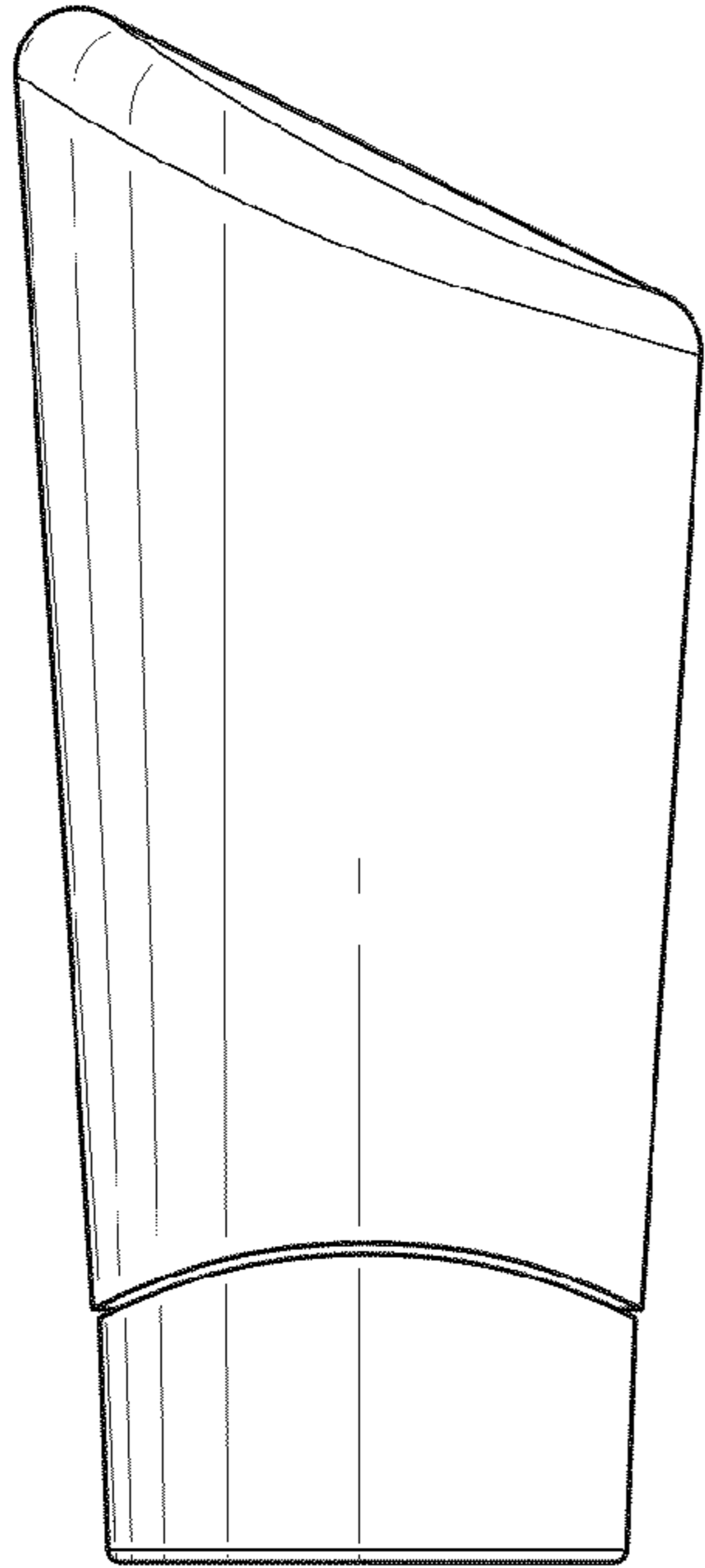


Fig.4

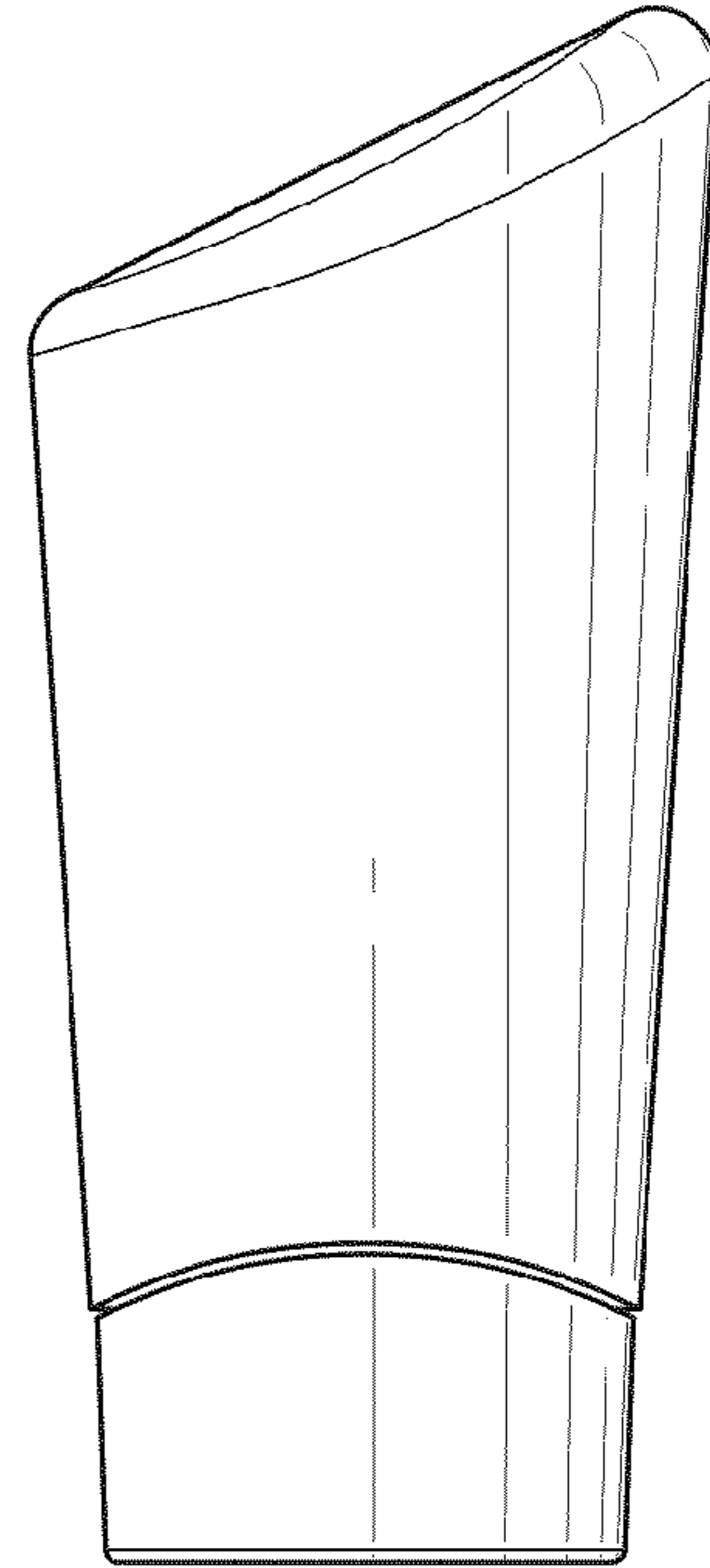


Fig.5

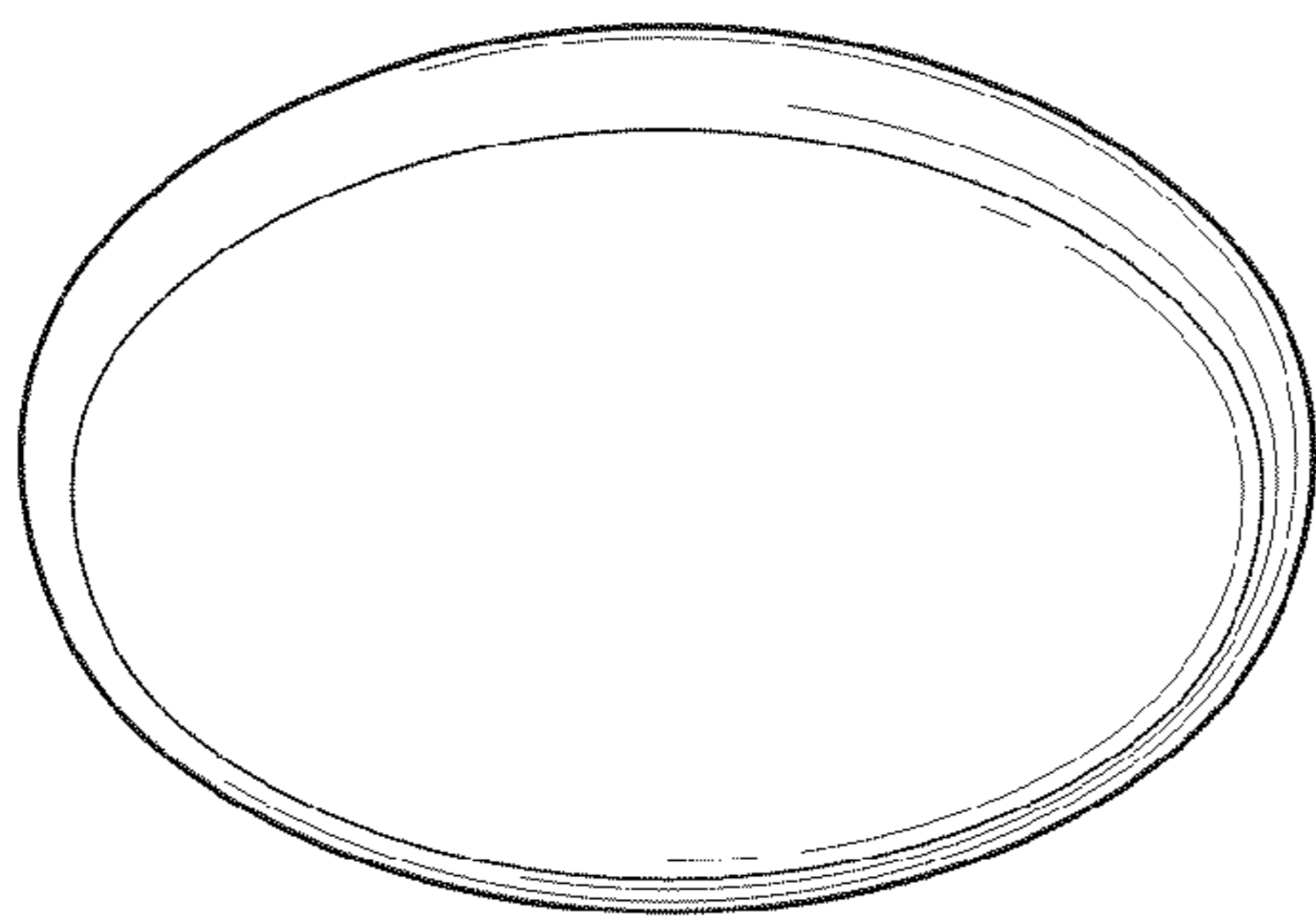


Fig.6