



US00D644493S

(12) **United States Design Patent**
Bignon

(10) **Patent No.:** **US D644,493 S**

(45) **Date of Patent:** **** *Sep. 6, 2011**

(54) **KNIFE WITH A FOLDING GUARD**

(75) Inventor: **Lucas Bignon**, Paris (FR)

(73) Assignee: **Mastrad, S.A.**, Paris (FR)

(**) Term: **14 Years**

(21) Appl. No.: **29/361,354**

(22) Filed: **May 10, 2010**

(51) **LOC (9) Cl.** **07-03**

(52) **U.S. Cl.** **D7/649**

(58) **Field of Classification Search** D4/138;
D7/368, 393-395, 401.2, 642-653, 669, 675-676,
D7/688-696; D8/20, 97-99, 102, 107, 300,
D8/303, 321; D22/117-118; D24/146-149;
16/110.1, 407, 430, DIG. 18; 30/136, 142-150,
30/160-161, 315, 329, 340-348, 353-356;
83/673, 835, 847; 452/102-105

See application file for complete search history.

(56) **References Cited**

U.S. PATENT DOCUMENTS

300,858	A	6/1884	Feicker	
971,057	A	9/1910	Luce	
1,352,108	A	9/1920	Arthur	
3,308,533	A	3/1967	Holohan	30/32
3,702,501	A	11/1972	Wood	30/153
4,083,110	A	4/1978	Goldin et al.	
D257,612	S *	12/1980	Goldin et al.	D8/99
D275,449	S	9/1984	Ferraro	
4,547,965	A	10/1985	Moore	30/153
4,587,735	A	5/1986	Walters et al.	30/286
4,947,551	A *	8/1990	Deisch	30/161
5,250,064	A	10/1993	Schneider	606/167
5,437,101	A	8/1995	Collins	30/153
5,581,893	A	12/1996	Quellette	30/286
D407,002	S *	3/1999	Morton et al.	D8/99
D407,003	S *	3/1999	Macowski et al.	D8/99

D408,257	S *	4/1999	Elishewitz	D8/99
D414,671	S *	10/1999	Halligan	D8/99
D427,043	S *	6/2000	Cheng	D8/99
D429,986	S *	8/2000	Cheng	D8/99
6,105,255	A	8/2000	Cheng	30/161
6,113,617	A	9/2000	van der Merwe	606/167
D432,386	S *	10/2000	Elishewitz	D8/99
6,370,778	B1 *	4/2002	Conable	30/161
6,398,635	B1	6/2002	DeMezzo	452/17
D464,553	S *	10/2002	Brown	D8/99
6,493,946	B1	12/2002	Carrillo	30/295

(Continued)

Primary Examiner — Ricky Pham

(74) *Attorney, Agent, or Firm* — Connolly Bove Lodge & Hutz LLP

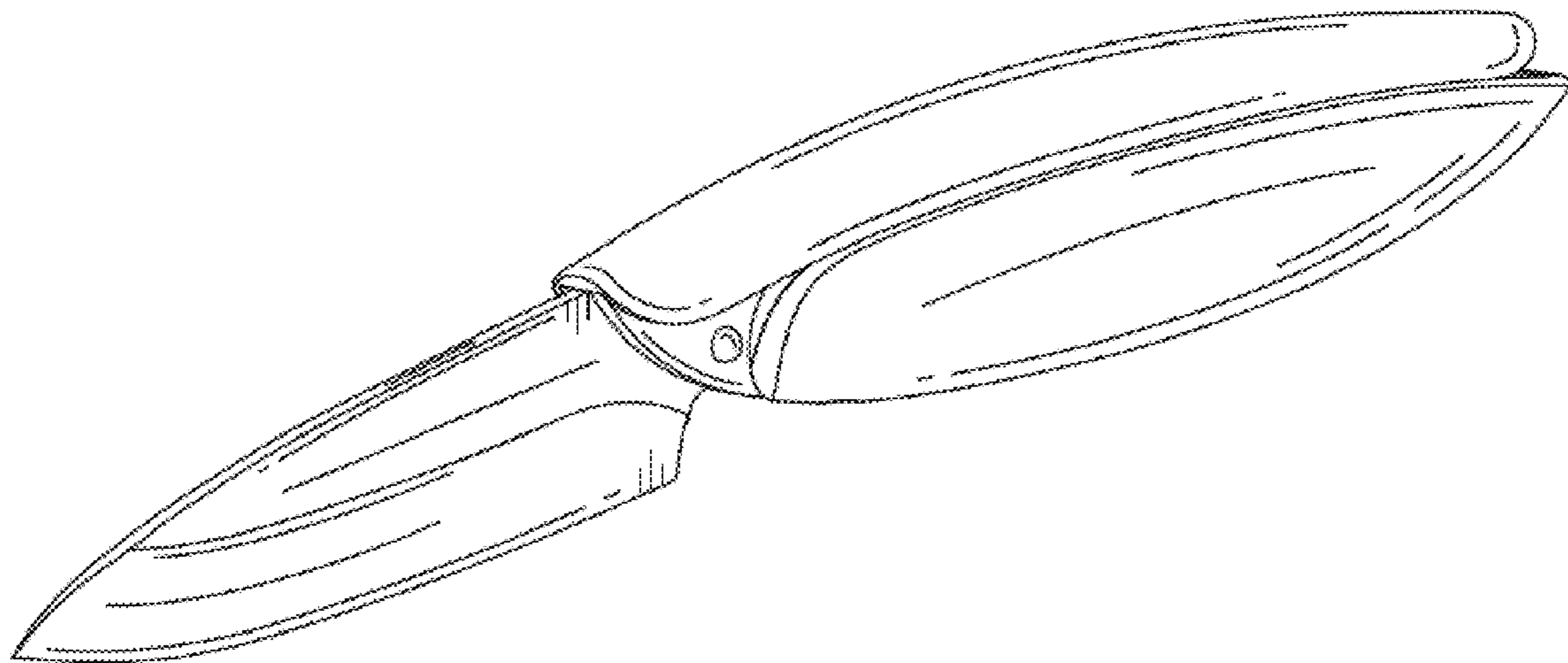
(57) **CLAIM**

The ornamental design for a knife with a folding guard, as shown and described.

DESCRIPTION

FIG. 1 is a perspective view of a knife with a folding guard in an open position;
FIG. 2 is a perspective view of the knife of FIG. 1 with the folding guard in a closed position;
FIG. 3 is a side view of the knife as shown in FIG. 1;
FIG. 4 is a bottom view of the knife as shown in FIG. 1;
FIG. 5 is a top view of the knife as shown in FIG. 1;
FIG. 6 is a right end view of the knife as shown in FIG. 3;
FIG. 7 is a left end view of the knife as shown in FIG. 3;
FIG. 8 is a side view of the knife as shown in FIG. 2;
FIG. 9 is a bottom view of the knife as shown in FIG. 2;
FIG. 10 is a top view of the knife as shown in FIG. 2;
FIG. 11 is a right end view of the knife as shown in FIG. 8;
and,
FIG. 12 is a left end view of the knife as shown in FIG. 8.

1 Claim, 10 Drawing Sheets



US D644,493 S

Page 2

U.S. PATENT DOCUMENTS

6,625,890	B2	9/2003	Hufnagel et al.	30/344	D567,055	S *	4/2008	Renzi et al.	D8/99
6,668,460	B2 *	12/2003	Feng	30/161	7,458,159	B2 *	12/2008	Galyean et al.	30/160
D488,045	S *	4/2004	Onion	D8/99	D593,838	S *	6/2009	Williams	D8/99
D505,057	S *	5/2005	Ralph	D8/99	2002/0188309	A1	12/2002	Adelman et al.	
6,918,183	B2	7/2005	Alfi	30/151	2005/0229404	A1	10/2005	Nordqvist et al.	
D509,124	S *	9/2005	Keppel et al.	D8/99	2007/0245570	A1	10/2007	Tsuda	30/161
D520,843	S *	5/2006	Voros	D8/99	2009/0100683	A1	4/2009	Lion et al.	
D553,469	S *	10/2007	Onion	D8/99					

* cited by examiner

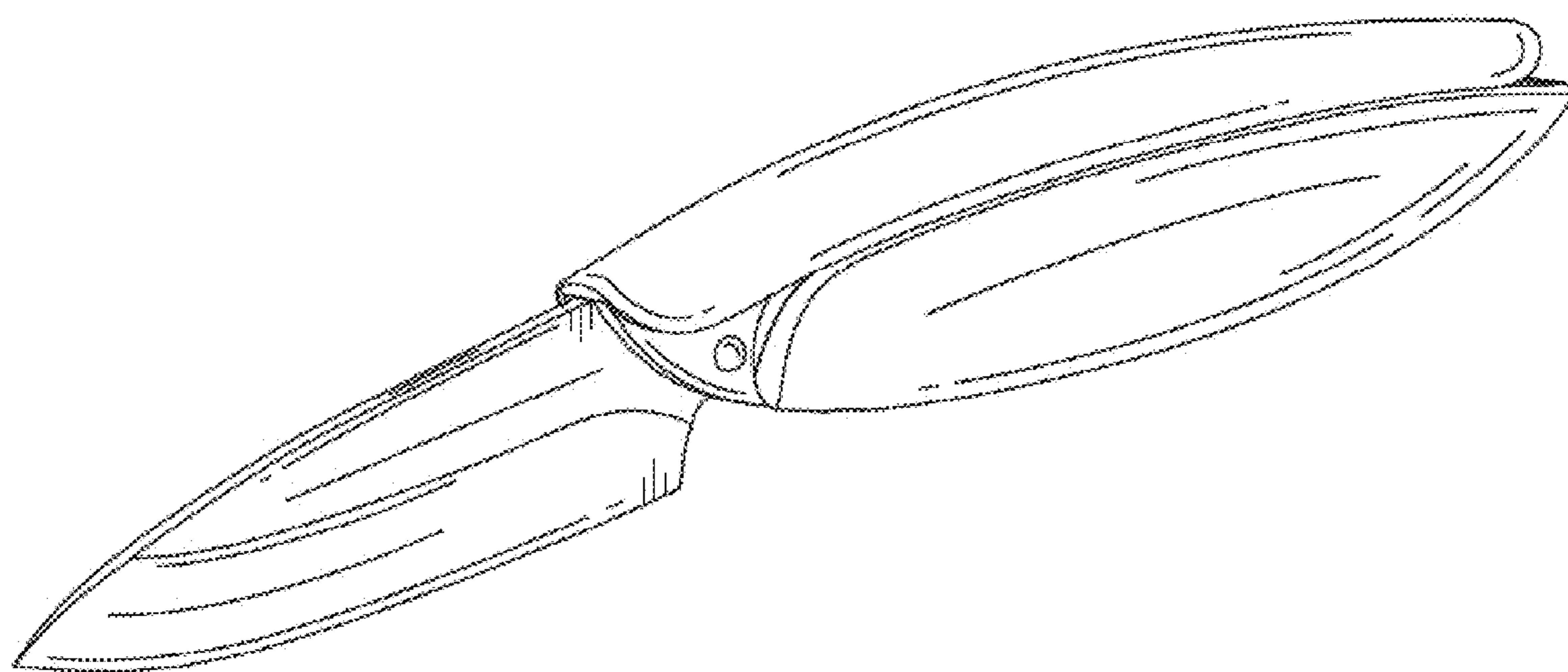


Figure 1

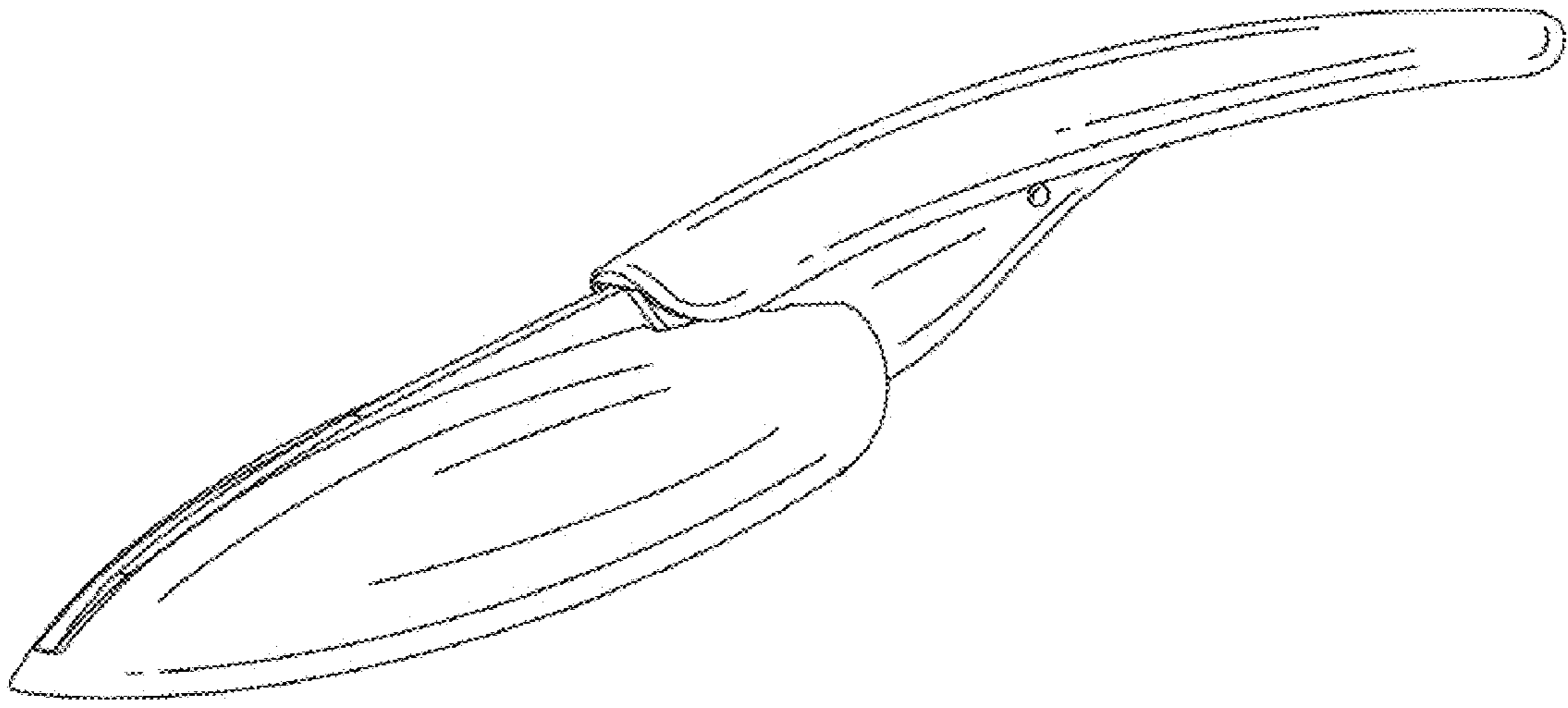


Figure 2

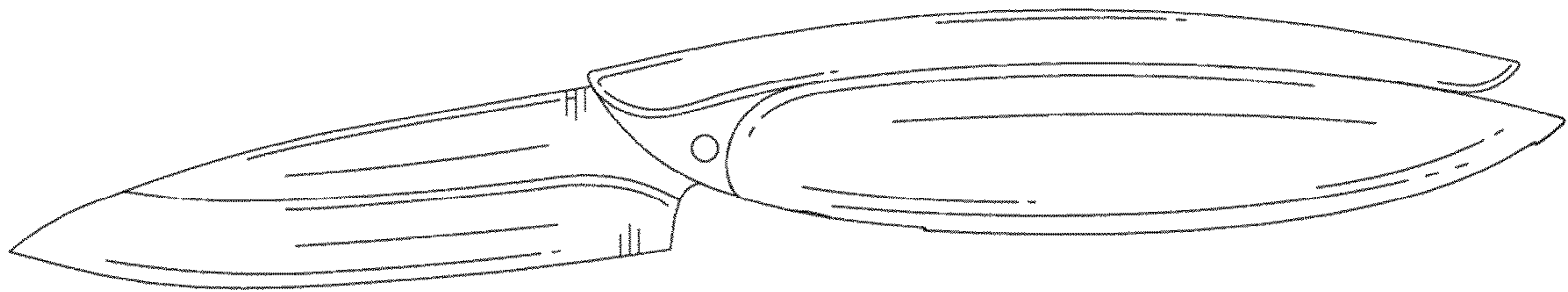


Figure 3

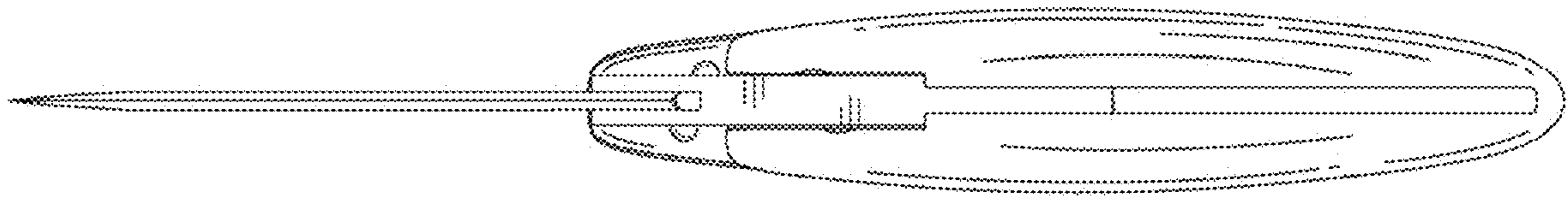


Figure 4




Figure 5

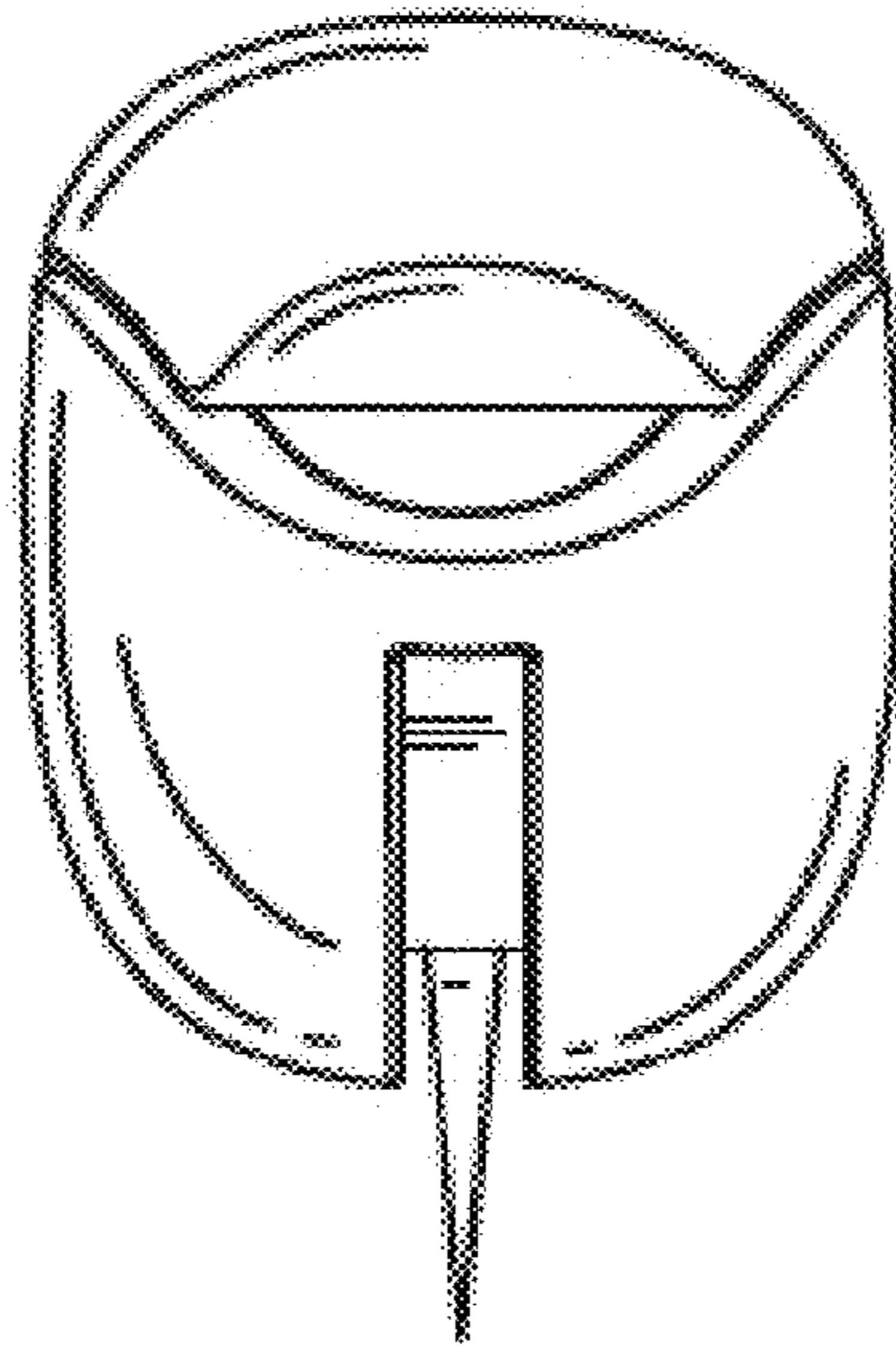


Figure 6

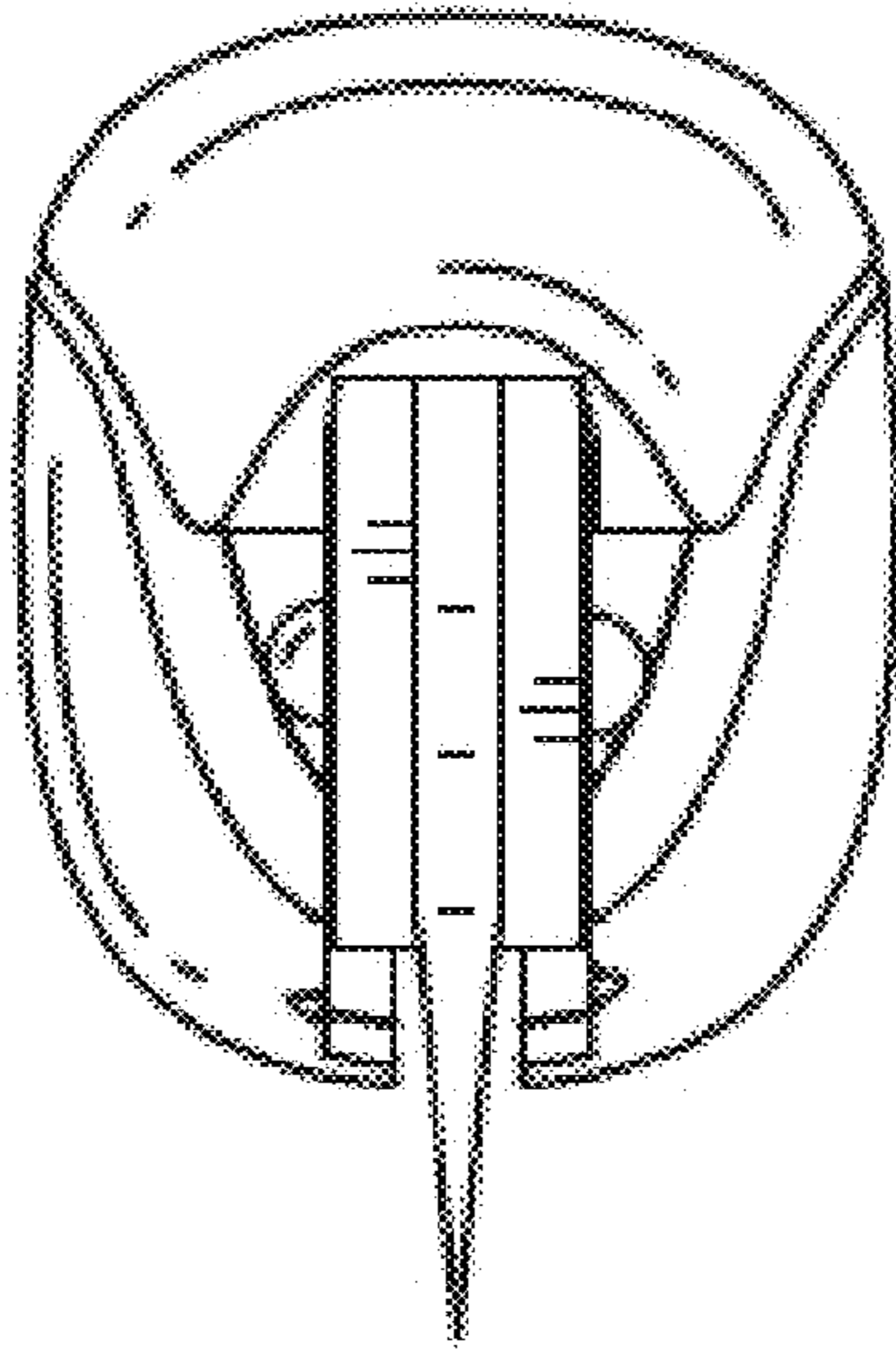


Figure 7




Figure 8

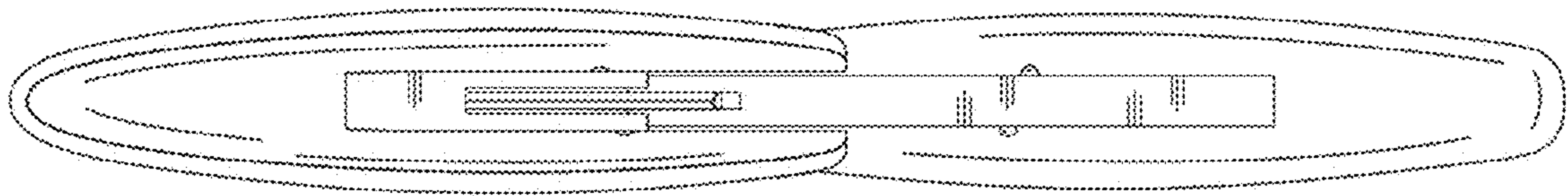


Figure 9




Figure 10

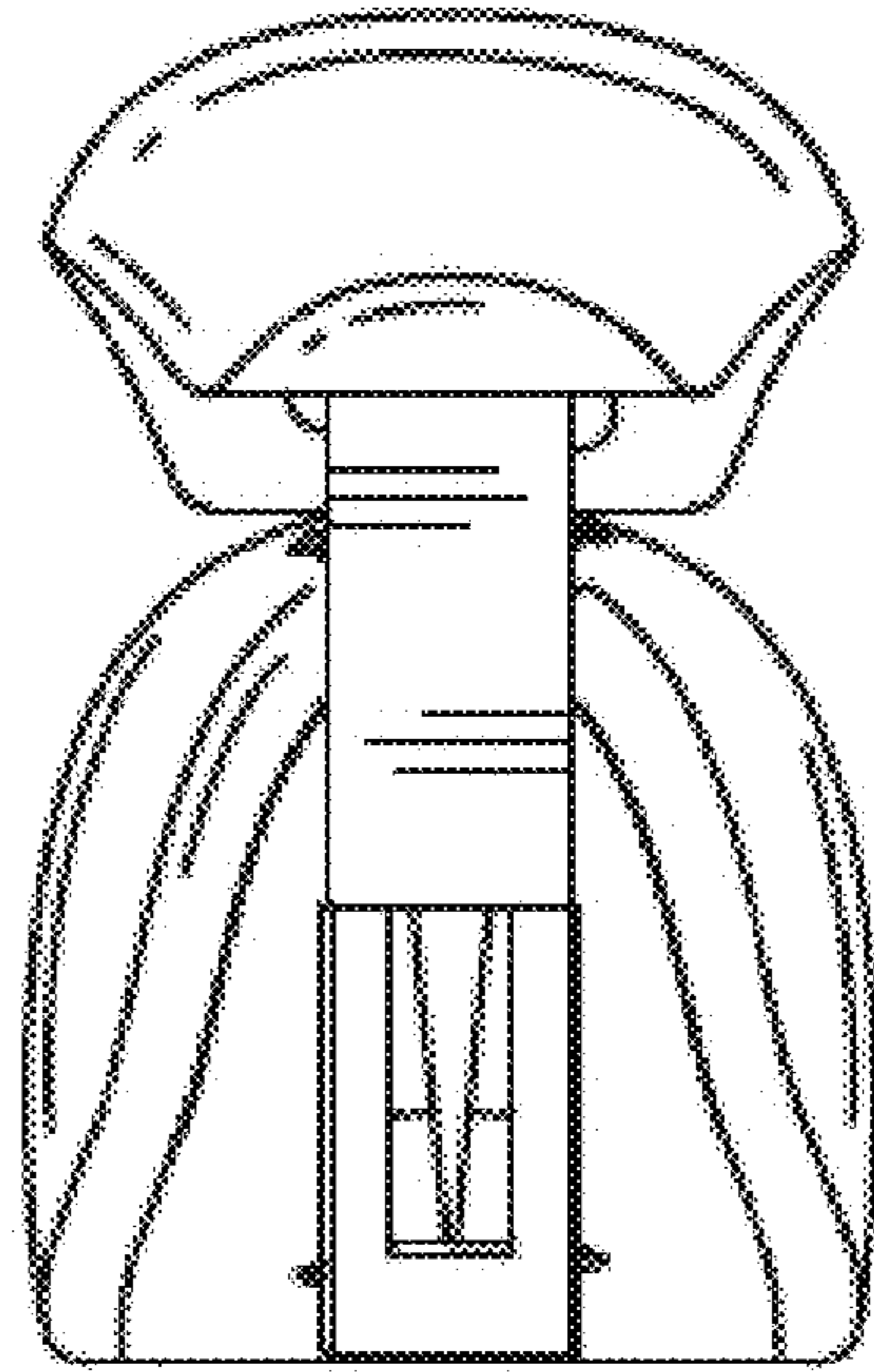


Figure 11

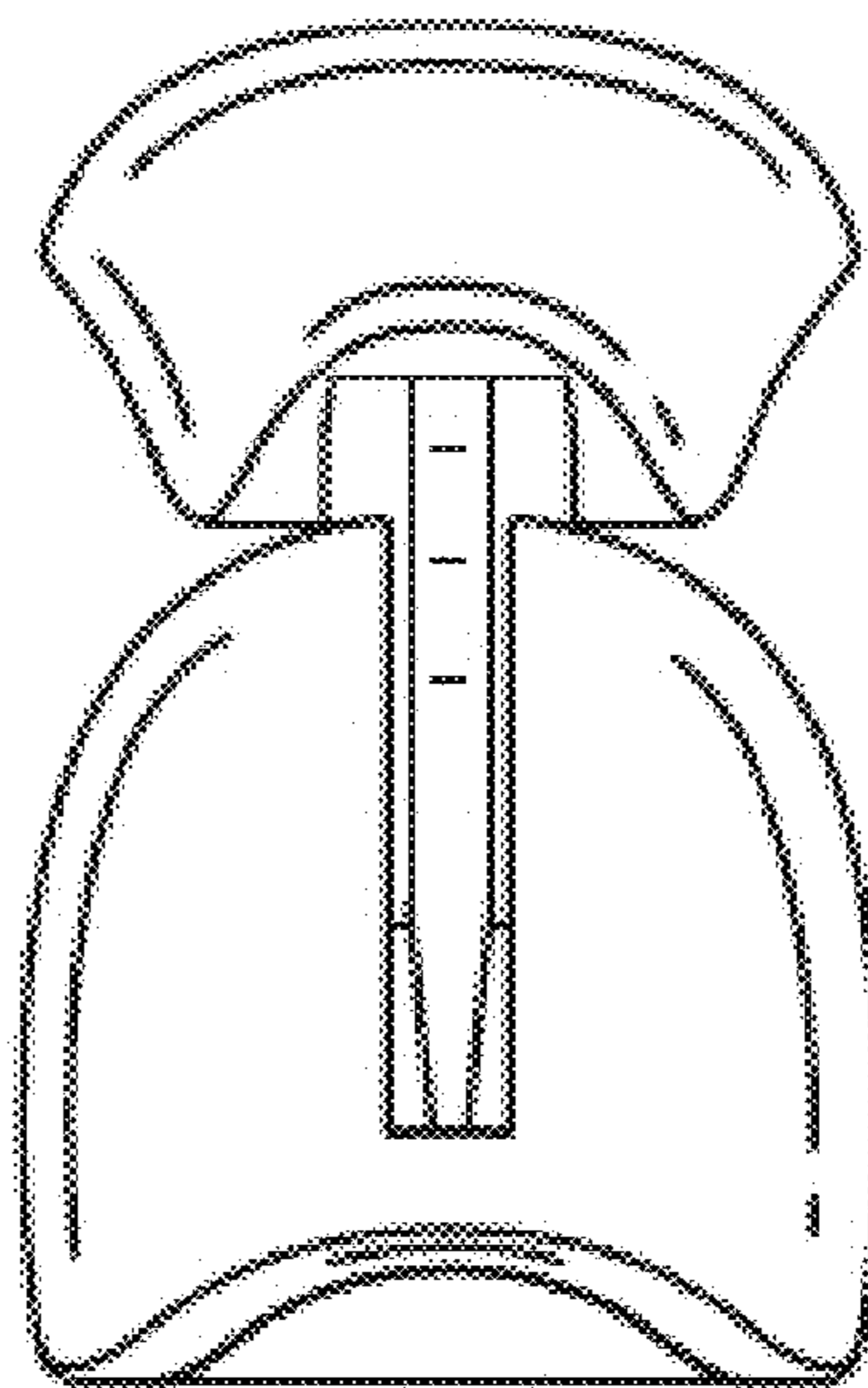


Figure 12