

US00D644487S

(12) **United States Design Patent**
Crookshanks et al.

(10) **Patent No.:** **US D644,487 S**

(45) **Date of Patent:** **** Sep. 6, 2011**

(54) **APPLIANCE**

(75) Inventors: **Kent Allen Stephen Crookshanks**,
Anderson, SC (US); **Vittorio**
Cascianelli, Anderson, SC (US)

(73) Assignee: **Electrolux Home Products, Inc.**,
Charlotte, NC (US)

(**) **Term:** **14 Years**

(21) **Appl. No.:** **29/306,654**

(22) **Filed:** **Apr. 14, 2008**

(51) **LOC (9) Cl.** **07-02**

(52) **U.S. Cl.** **D7/405**

(58) **Field of Classification Search** D7/339–341,
D7/346–349, 402, 405, 406; D8/315, 317,
D8/319; D6/494, 510; 126/21 A, 21 R, 39 B,
126/41 D, 41 E, 198, 273 R; 312/384.4,
312/404; 219/391–394; D15/89; 16/110.1,
16/415, 436

See application file for complete search history.

(56) **References Cited**

U.S. PATENT DOCUMENTS

1,049,476	A *	1/1913	Hathaway	248/251
1,669,802	A *	5/1928	Armstrong	219/392
1,810,843	A *	6/1931	Moecker, Jr. et al.	126/41 D
2,044,154	A *	6/1936	Coulston	126/39 H
D168,893	S *	2/1953	Gustafson	D7/340
3,274,988	A *	9/1966	McArthur, Jr.	126/39 R
D316,357	S *	4/1991	Chanda	D7/405
5,860,538	A *	1/1999	Duero et al.	211/123
6,166,353	A *	12/2000	Senneville et al.	219/385
6,191,391	B1 *	2/2001	Deo et al.	219/407
6,220,682	B1 *	4/2001	Vertullo	312/334.28
D521,805	S *	5/2006	Hessen et al.	D7/405
D530,972	S *	10/2006	Park	D7/340
7,235,762	B2 *	6/2007	Gagas et al.	219/400
D546,623	S *	7/2007	Kim	D7/402
D564,835	S *	3/2008	Crookshanks et al.	D7/405
D564,836	S *	3/2008	Crookshanks et al.	D7/405

D565,351	S *	4/2008	Crookshanks et al.	D7/405
D566,465	S *	4/2008	Crookshanks	D7/405
D568,100	S *	5/2008	Jeon	D7/402
D568,682	S *	5/2008	Crookshanks	D7/405
D569,178	S *	5/2008	Crookshanks	D7/405
D571,149	S *	6/2008	Crookshanks	D7/405
D572,527	S *	7/2008	Crookshanks	D7/405
D572,528	S *	7/2008	Crookshanks	D7/405
D572,529	S *	7/2008	Crookshanks et al.	D7/405
D572,530	S *	7/2008	Crookshanks et al.	D7/405
D576,184	S *	9/2008	Crookshanks	D15/91
D592,009	S *	5/2009	Crookshanks	D7/405
7,619,182	B2 *	11/2009	Morrow et al.	219/391
D612,209	S *	3/2010	Crookshanks	D7/405
D612,668	S *	3/2010	Crookshanks	D7/387
D612,681	S *	3/2010	Baker et al.	D7/405
D620,211	S *	7/2010	Shail	D32/25
2003/0056334	A1 *	3/2003	Finkelstein	16/436
2004/0004068	A1 *	1/2004	Atkinson	219/413
2008/0203878	A1 *	8/2008	Lim et al.	312/405.1
2008/0272679	A1 *	11/2008	Wuesthoff et al.	312/404
2009/0008404	A1 *	1/2009	Kim et al.	221/150 R
2009/0322196	A1 *	12/2009	Park	312/404
2010/0090574	A1 *	4/2010	Lim et al.	312/404
2011/0006656	A1 *	1/2011	Nam et al.	312/404

* cited by examiner

Primary Examiner — T. Chase Nelson

(74) *Attorney, Agent, or Firm* — Banner & Witcoff, Ltd.

(57) **CLAIM**

The ornamental design for an appliance, as shown and described.

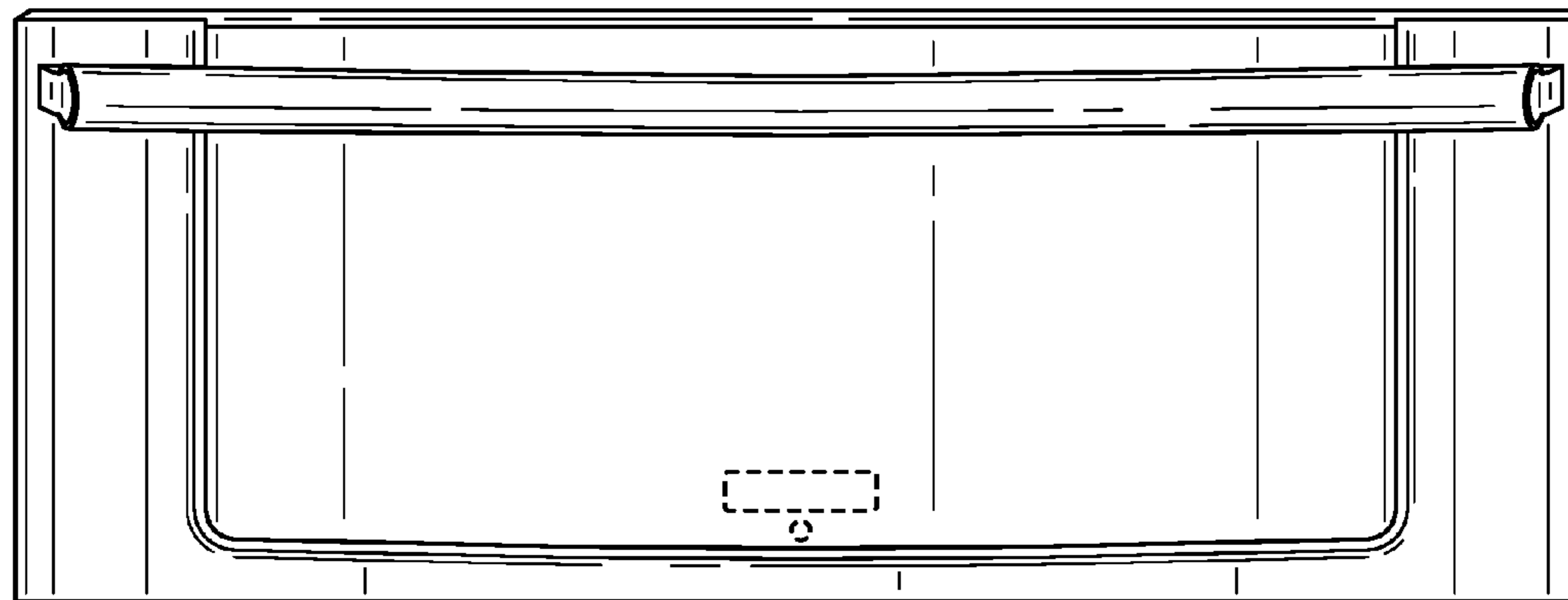
DESCRIPTION

FIG. 1 is a front view of a portion of an appliance showing our new design; and,

FIG. 2 is a perspective view thereof.

The unshown top, right side, bottom, and rear of the appliance forms no part of the claimed design. The broken line showing of a rectangle, a circle, and the rear portion of the appliance, including the unshaded areas therein, is for illustrative purposes only and forms no part of the claimed design.

1 Claim, 1 Drawing Sheet



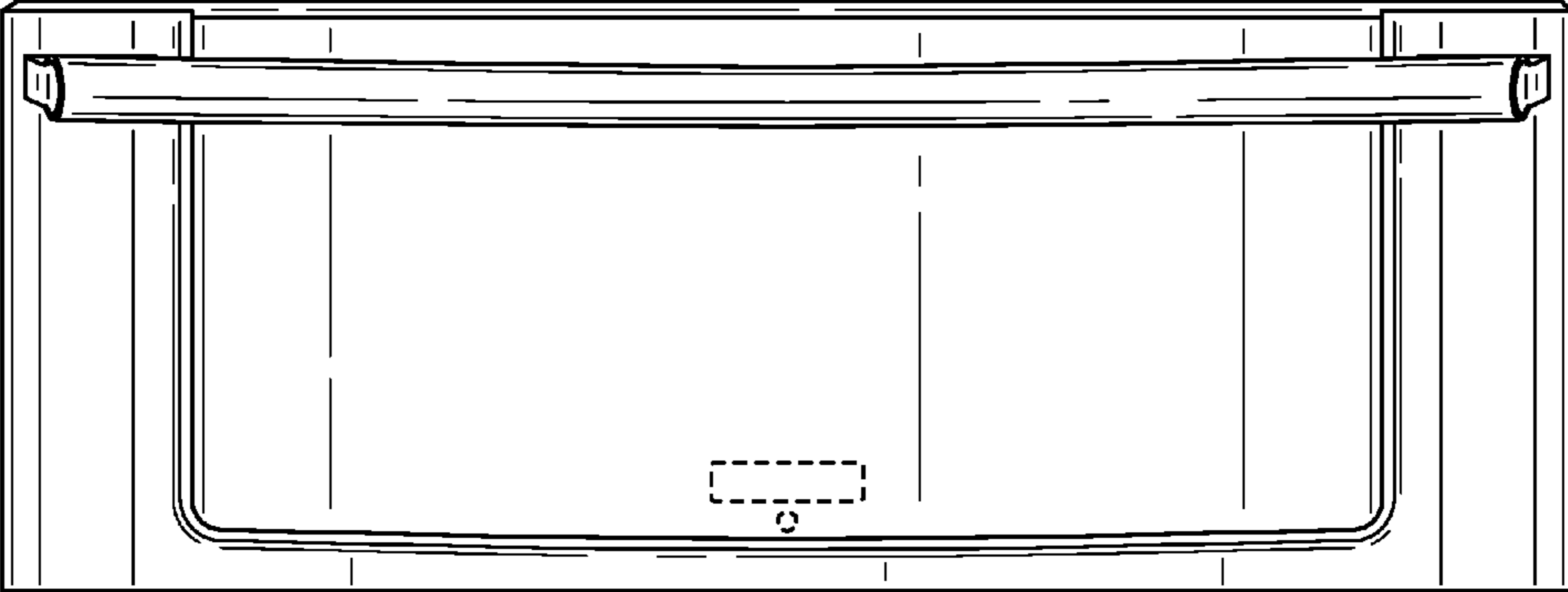


FIG. 1

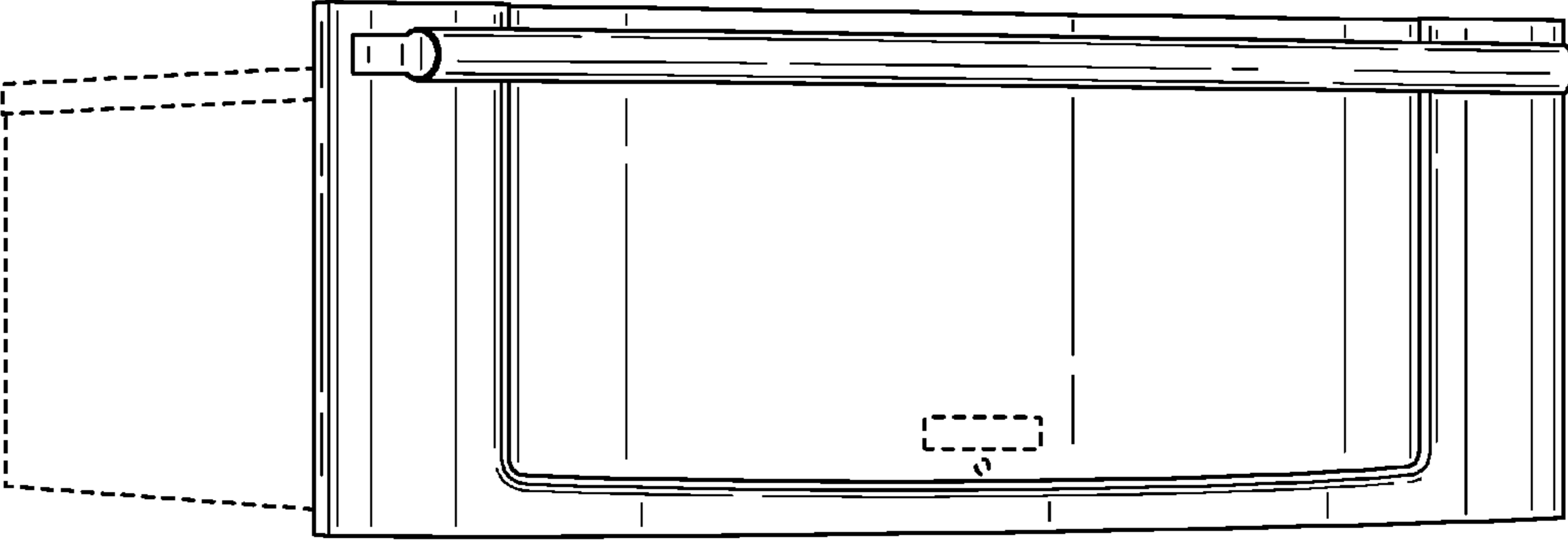


FIG. 2