



US00D644484S

(12) **United States Design Patent**
Rae

(10) **Patent No.:** **US D644,484 S**

(45) **Date of Patent:** **** Sep. 6, 2011**

(54) **COOKWARE LID HANDLE**

(75) Inventor: **Robert A. Rae**, Las Vegas, NV (US)

(73) Assignee: **Meyer Intellectual Properties Limited**
(VG)

(**) Term: **14 Years**

(21) Appl. No.: **29/372,971**

(22) Filed: **Feb. 11, 2011**

(51) **LOC (9) Cl.** **07-02**

(52) **U.S. Cl.** **D7/394**

(58) **Field of Classification Search** D7/354-361,
D7/391, 393-395, 396.2, 514, 664; D8/107,
D8/300, 301, 306, 315, 316, 317, 319, 320,
D8/321; 16/430, 431, 110.1, 114.1, 407,
16/416, 429, 443, 441; 220/377, 573.1-573.5,
220/752, 753, 755, 756, 760, 772, 773, 912;
D3/318; 138/121, 145, 173

See application file for complete search history.

(56) **References Cited**

U.S. PATENT DOCUMENTS

D506,350 S * 6/2005 Cheng D7/360
D507,931 S * 8/2005 Rae D7/393

D567,580 S * 4/2008 Rae D7/394
D569,681 S * 5/2008 Rae D7/391
D588,402 S * 3/2009 Rae D7/394
D622,097 S * 8/2010 Rae D7/394

* cited by examiner

Primary Examiner — Cynthia M Chin

(74) *Attorney, Agent, or Firm* — Edward S. Sherman

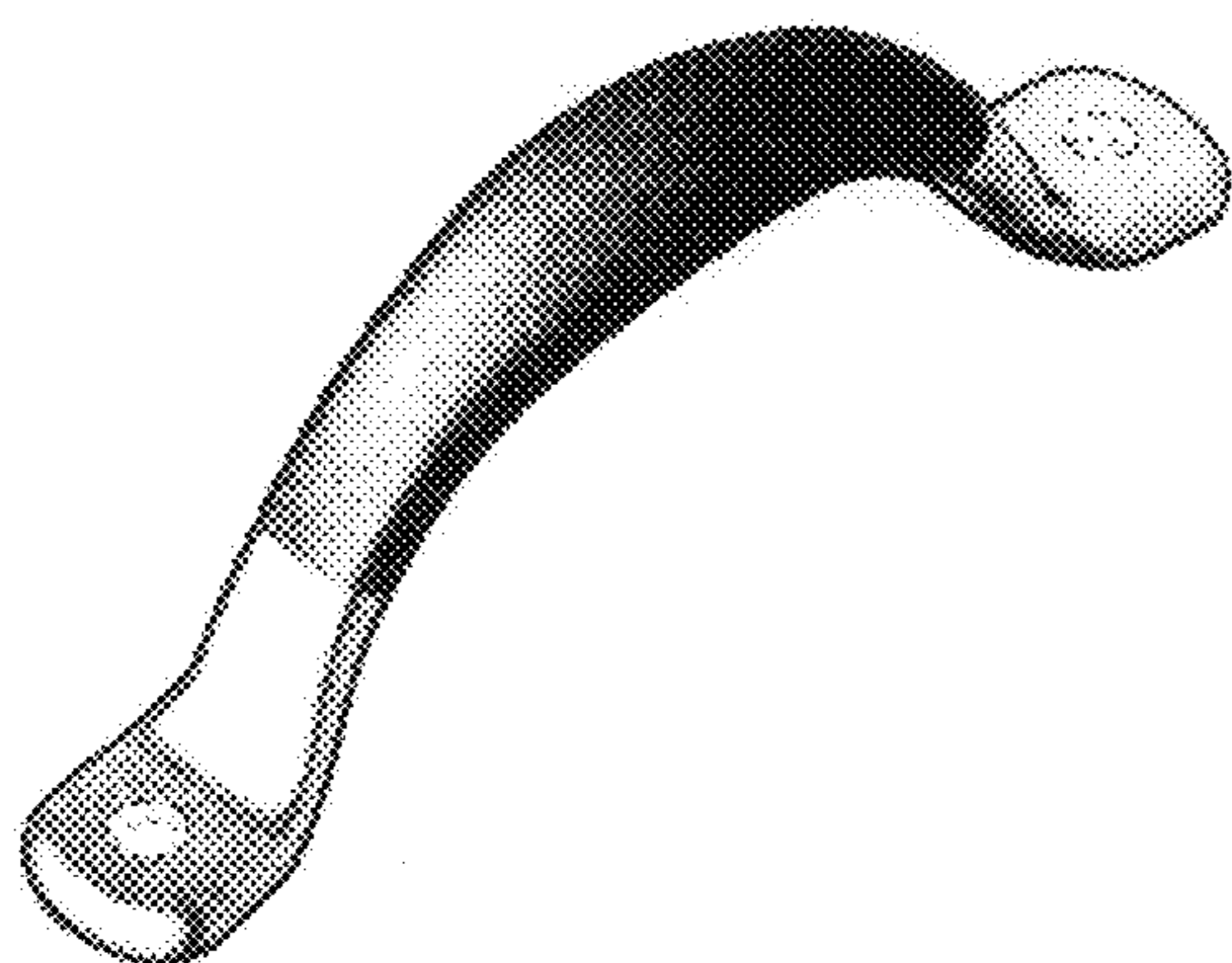
(57) **CLAIM**

The ornamental design for a cookware lid handle, as shown and described.

DESCRIPTION

FIG. 1 is a perspective view of the “cookware lid handle” showing my new design;
FIG. 2 is a front elevational view thereof, the back elevational view being a mirror image thereof;
FIG. 3 is a top plan view thereof;
FIG. 4 is a bottom plan view thereof; and,
FIG. 5 is a right side elevational view thereof, the left side elevational view being a mirror image thereof.
The broken lines in FIGS. 1, 3, 4 and 5 are for illustrative purposes only, depicting the environment of the new design, forming no part thereof as claimed.

1 Claim, 3 Drawing Sheets



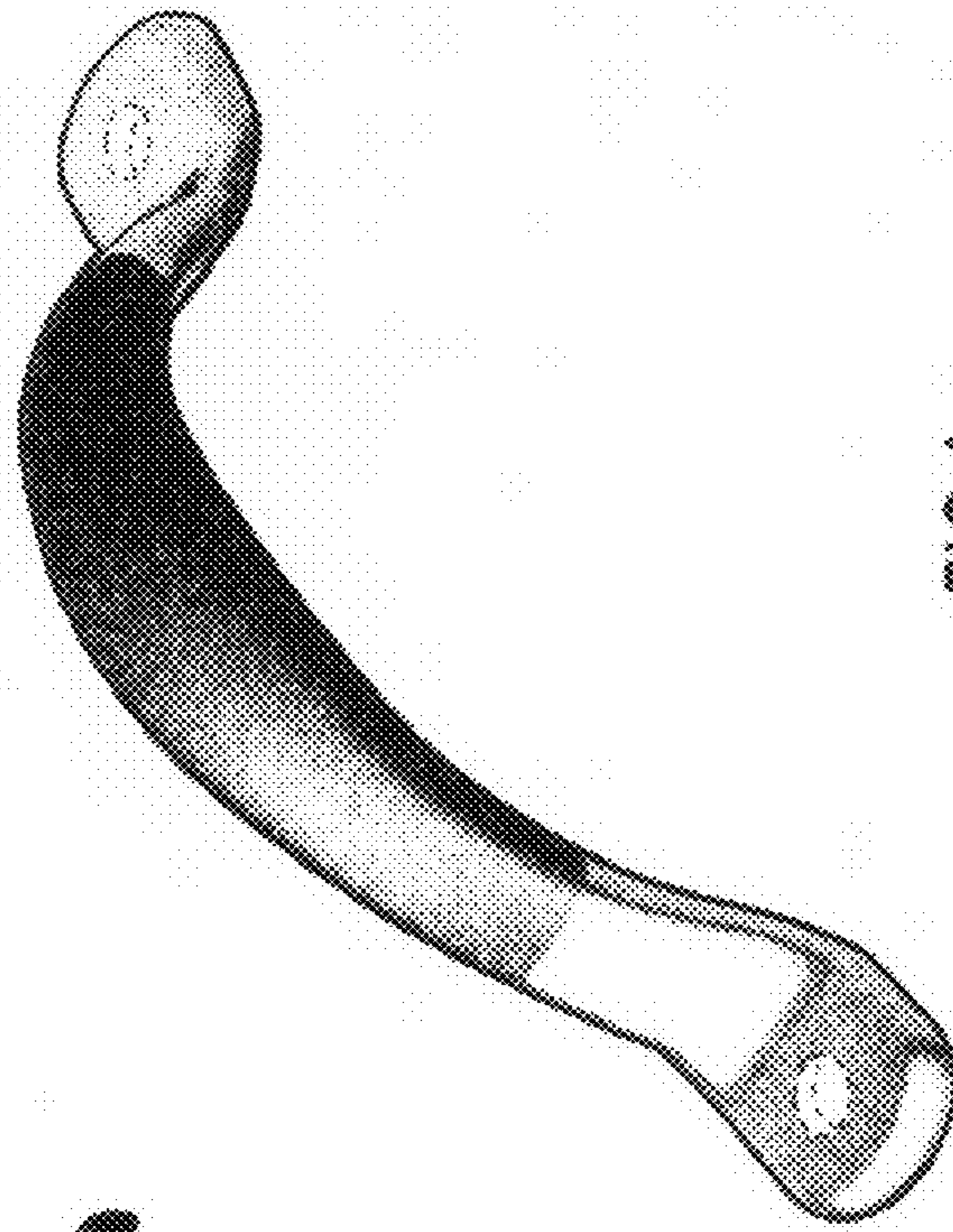


FIG. 1




FIG. 2




FIG. 3




FIG. 4

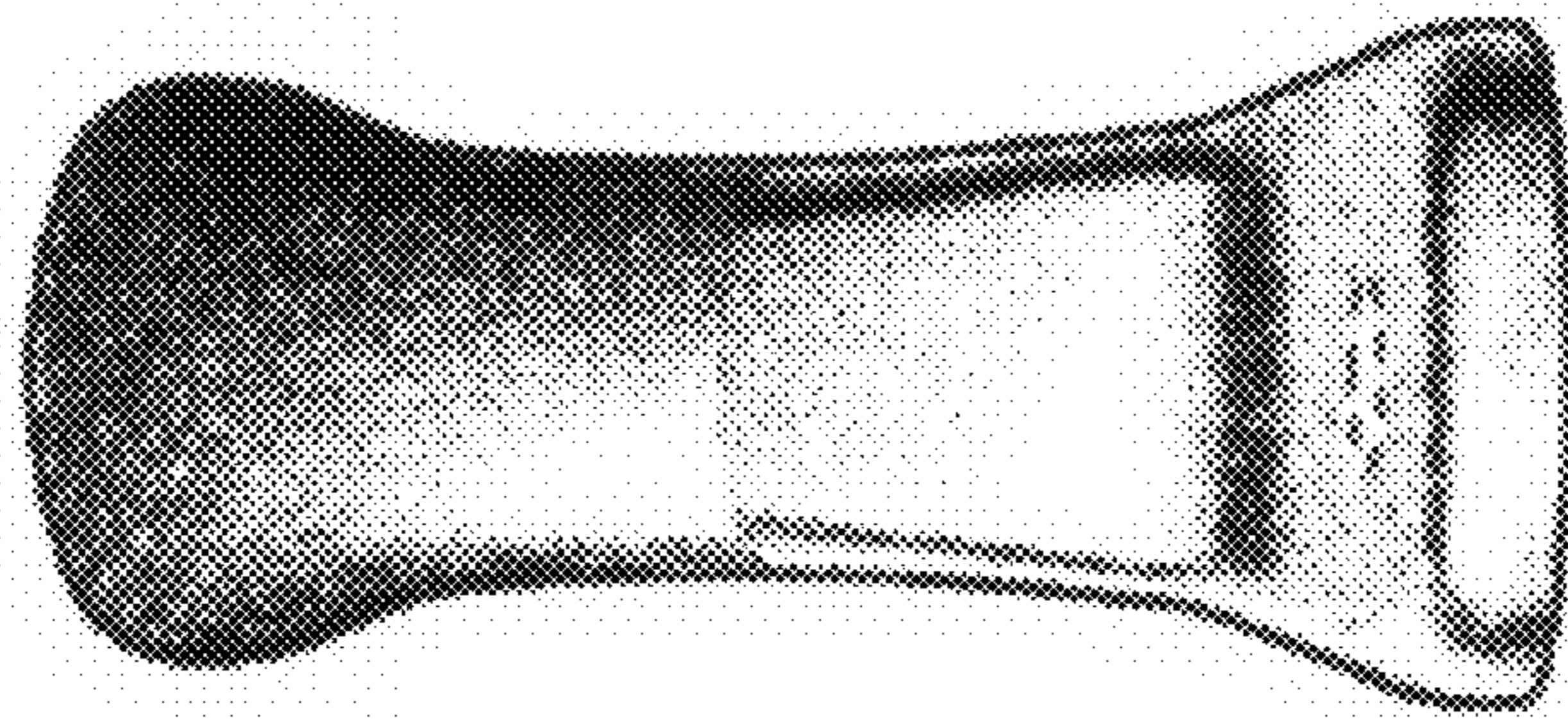


FIG. 5