



US00D644483S

(12) **United States Design Patent**  
**Rae**

(10) **Patent No.:** **US D644,483 S**  
(45) **Date of Patent:** **\*\* Sep. 6, 2011**

(54) **COOKWARE LID HANDLE**

(75) Inventor: **Robert A. Rae**, Las Vegas, NV (US)

(73) Assignee: **Meyer Intellectual Properties Limited**  
(VG)

(\*\*) Term: **14 Years**

(21) Appl. No.: **29/372,970**

(22) Filed: **Feb. 11, 2011**

(51) **LOC (9) Cl.** ..... **07-02**

(52) **U.S. Cl.** ..... **D7/394**

(58) **Field of Classification Search** ..... D7/354-361,  
D7/391, 393-395, 396.2, 514, 664; D8/107,  
D8/300, 301, 306, 315, 316, 317, 319, 320,  
D8/321; 16/430, 431, 110.1, 114.1, 407,  
16/416, 429, 443, 441; 220/377, 573.1-573.5,  
220/752, 753, 755, 756, 760, 772, 773, 912;  
D3/318; 138/121, 145, 173

See application file for complete search history.

(56) **References Cited**

**U.S. PATENT DOCUMENTS**

D505,046 S *	5/2005	Rae	.....	D7/395
D506,350 S *	6/2005	Cheng	.....	D7/360
D507,931 S *	8/2005	Rae	.....	D7/393
D565,890 S *	4/2008	Bunting et al.	.....	D7/394

D580,705 S *	11/2008	Moulin Robson	.....	D7/394
D584,921 S *	1/2009	Moulin Robson	.....	D7/394
D588,402 S *	3/2009	Rae	.....	D7/394
D592,449 S *	5/2009	Rae	.....	D7/394
D614,912 S *	5/2010	Pantaleo	.....	D7/394
D630,049 S *	1/2011	Rae	.....	D7/394
D634,973 S *	3/2011	Rae	.....	D7/394

\* cited by examiner

*Primary Examiner* — Cynthia M Chin

(74) *Attorney, Agent, or Firm* — Edward S. Sherman

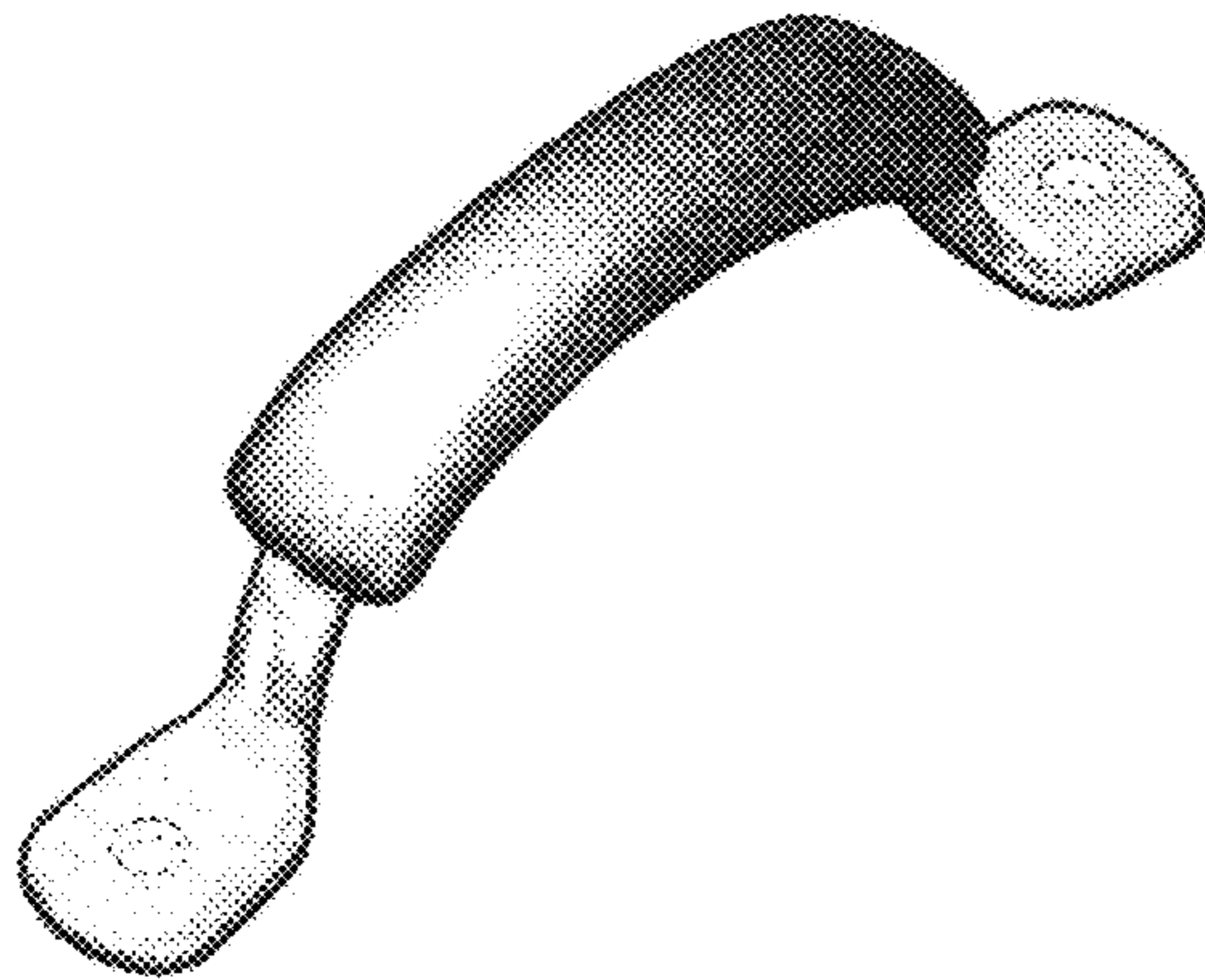
(57) **CLAIM**

The ornamental design for a cookware lid handle, as shown and described.

**DESCRIPTION**

FIG. 1 is a perspective view of the “cookware lid handle” showing my new design;  
FIG. 2 is a top plan view thereof;  
FIG. 3 is a bottom plan view thereof;  
FIG. 4 is a front elevational view thereof, the back elevational view being a mirror image thereof; and,  
FIG. 5 is a right side elevational view thereof, the left side elevational view being a mirror image thereof.  
The broken lines in FIGS. 1, 2, 3 and 5 are for illustrative purposes only, depicting the environment of the new design, forming no part thereof as claimed.

**1 Claim, 3 Drawing Sheets**



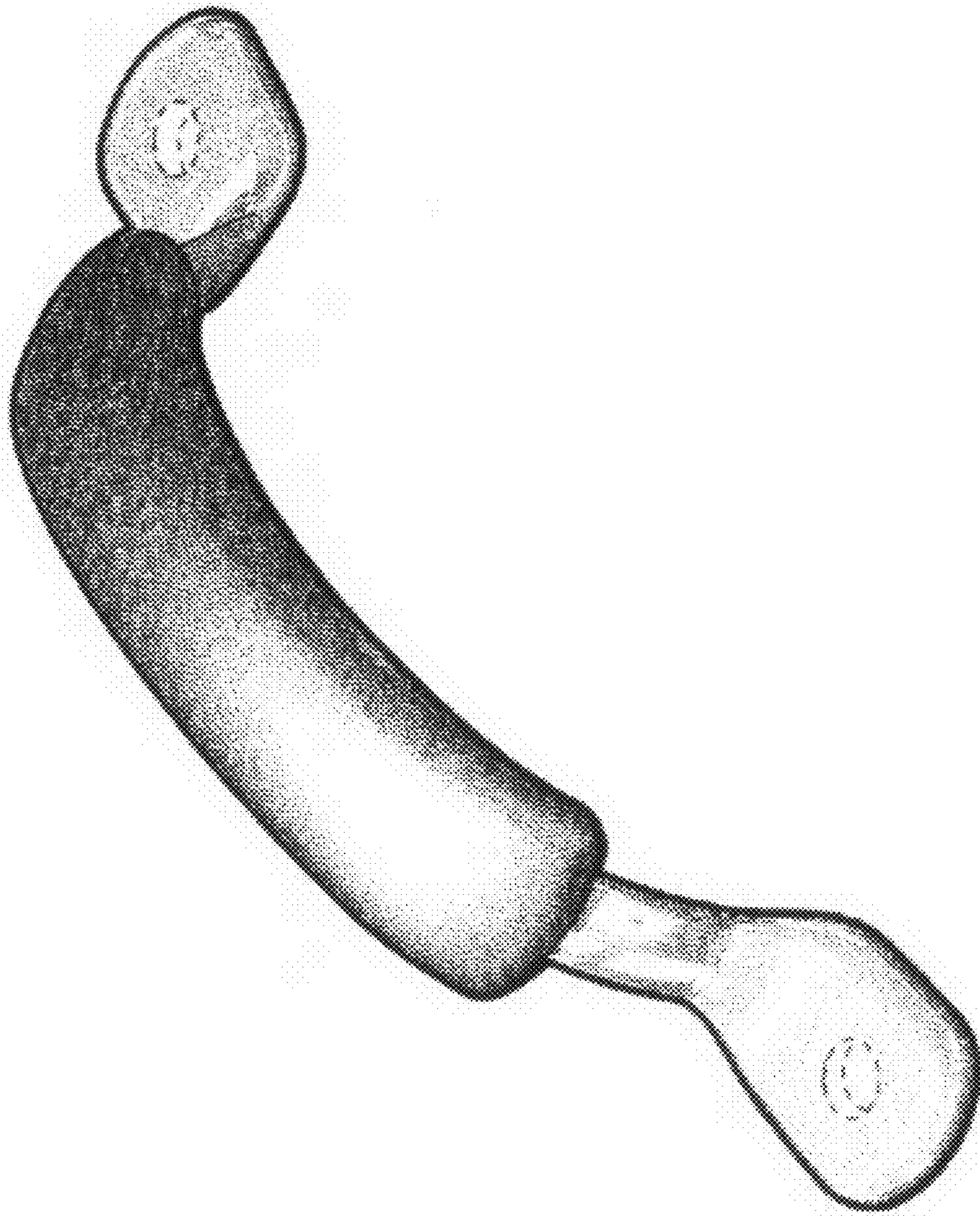


FIG. 1

FIG. 2





FIG. 3



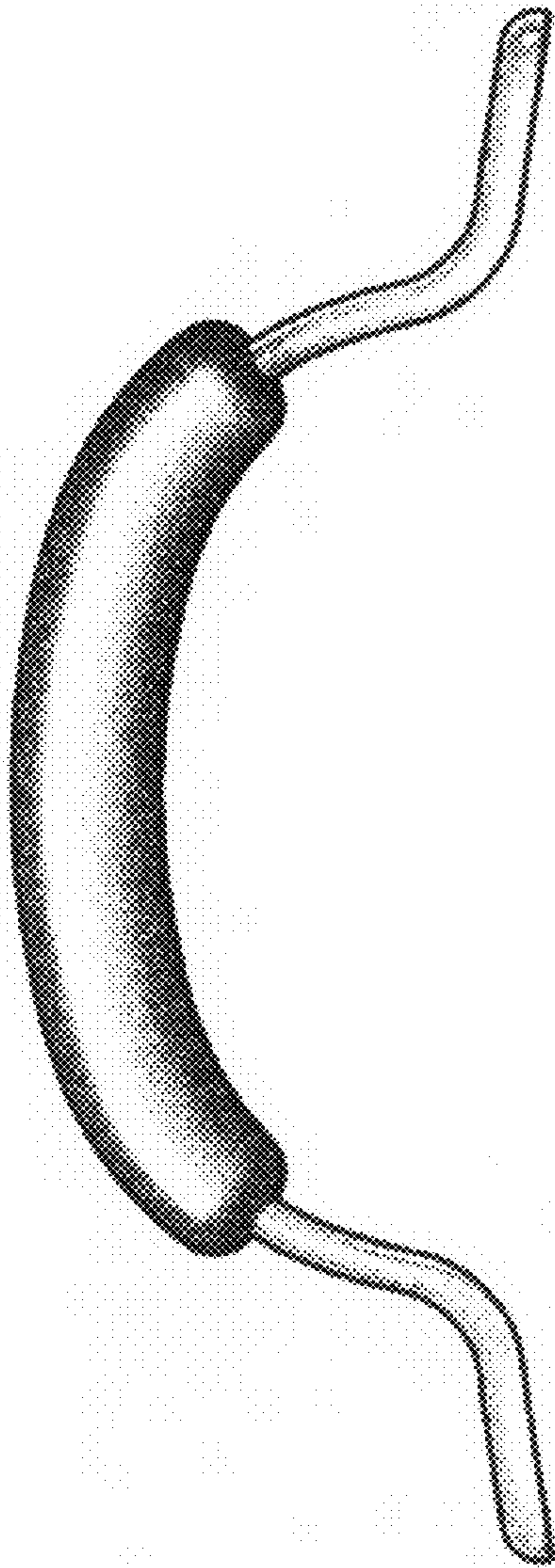


FIG. 4

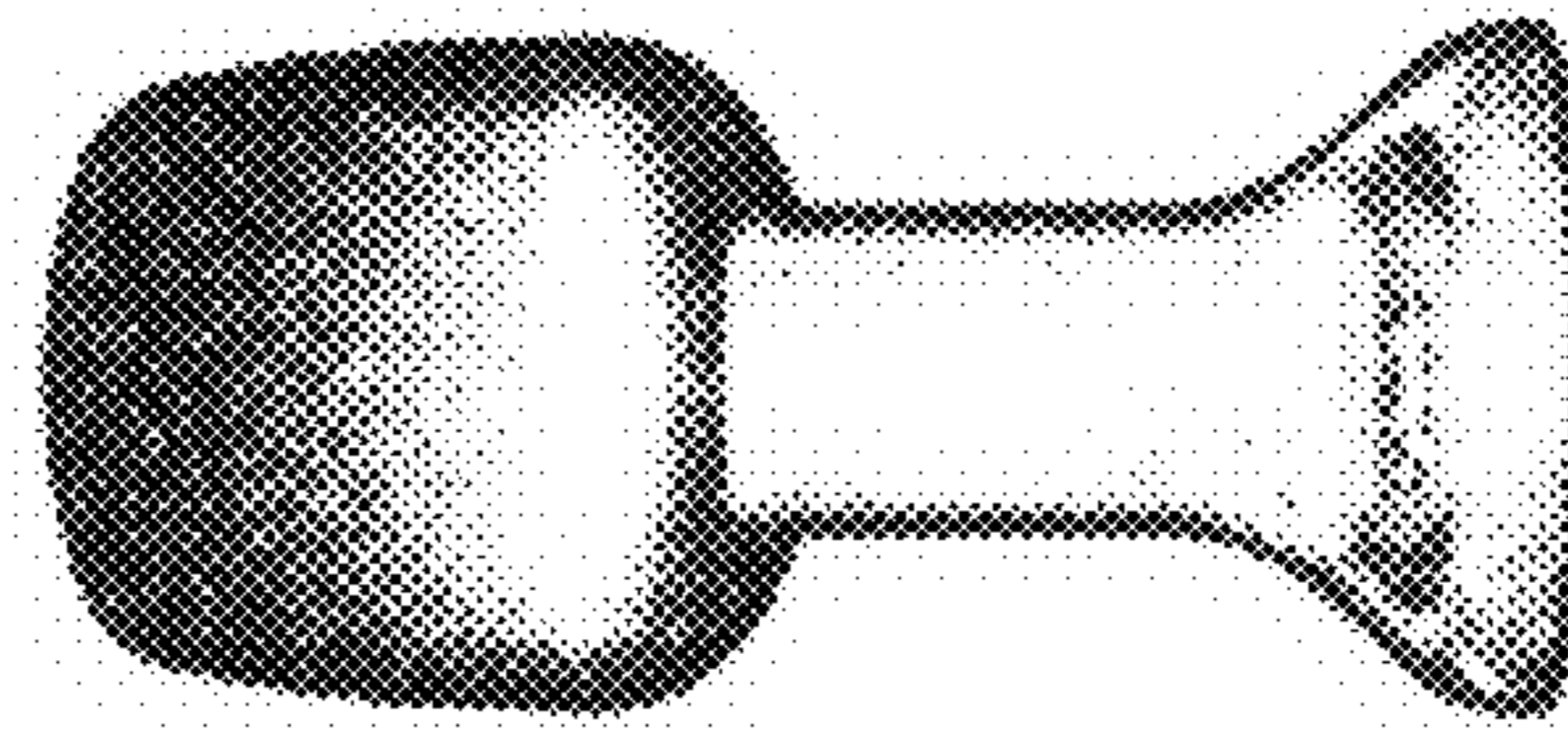


FIG. 5