



US00D644482S

(12) **United States Design Patent**  
**Groll**

(10) **Patent No.:** **US D644,482 S**

(45) **Date of Patent:** **\*\* Sep. 6, 2011**

(54) **LOOP HANDLE FOR COOKWARE**

(75) **Inventor:** **William A. Groll, McMurray, PA (US)**

(73) **Assignee:** **All-Clad Metalcrafters LLC,**  
**Canonsburg, PA (US)**

(\*\*) **Term:** **14 Years**

(21) **Appl. No.:** **29/369,625**

(22) **Filed:** **Sep. 10, 2010**

(51) **LOC (9) Cl.** ..... **07-02**

(52) **U.S. Cl.** ..... **D7/394**

(58) **Field of Classification Search** ..... D7/354-361,  
D7/391, 393-395, 396.2, 514, 664; D8/107,  
D8/300, 301, 306, 315, 316, 317, 319, 320,  
D8/321; 16/430, 431, 110.1, 114.1, 407,  
16/416, 429, 443, 441; 220/377, 573.1-573.5,  
220/752, 753, 755, 756, 760, 772, 773, 912;  
D3/318; 138/121, 145, 173

See application file for complete search history.

(56) **References Cited**

**U.S. PATENT DOCUMENTS**

D440,463 S	4/2001	Groll	
D450,217 S *	11/2001	Rae	D7/393
D509,420 S *	9/2005	Hauber	D8/300
D526,785 S *	8/2006	Brasnet	D3/318

D565,346 S *	4/2008	Bunting et al.	D7/394
D567,580 S *	4/2008	Rae	D7/394
D578,346 S *	10/2008	Rae	D7/394
D597,786 S *	8/2009	Molayem	D7/394
D598,703 S *	8/2009	Tetreault	D7/394
D619,413 S *	7/2010	Rae	D7/394

\* cited by examiner

*Primary Examiner* — Cynthia M Chin

(74) *Attorney, Agent, or Firm* — The Webb Law Firm

(57) **CLAIM**

The ornamental design for a loop handle for cookware, as shown and described.

**DESCRIPTION**

FIG. 1 is a perspective view of the loop handle for cookware of the present invention;

FIG. 2 is a top plan view of the loop handle for cookware of FIG. 1;

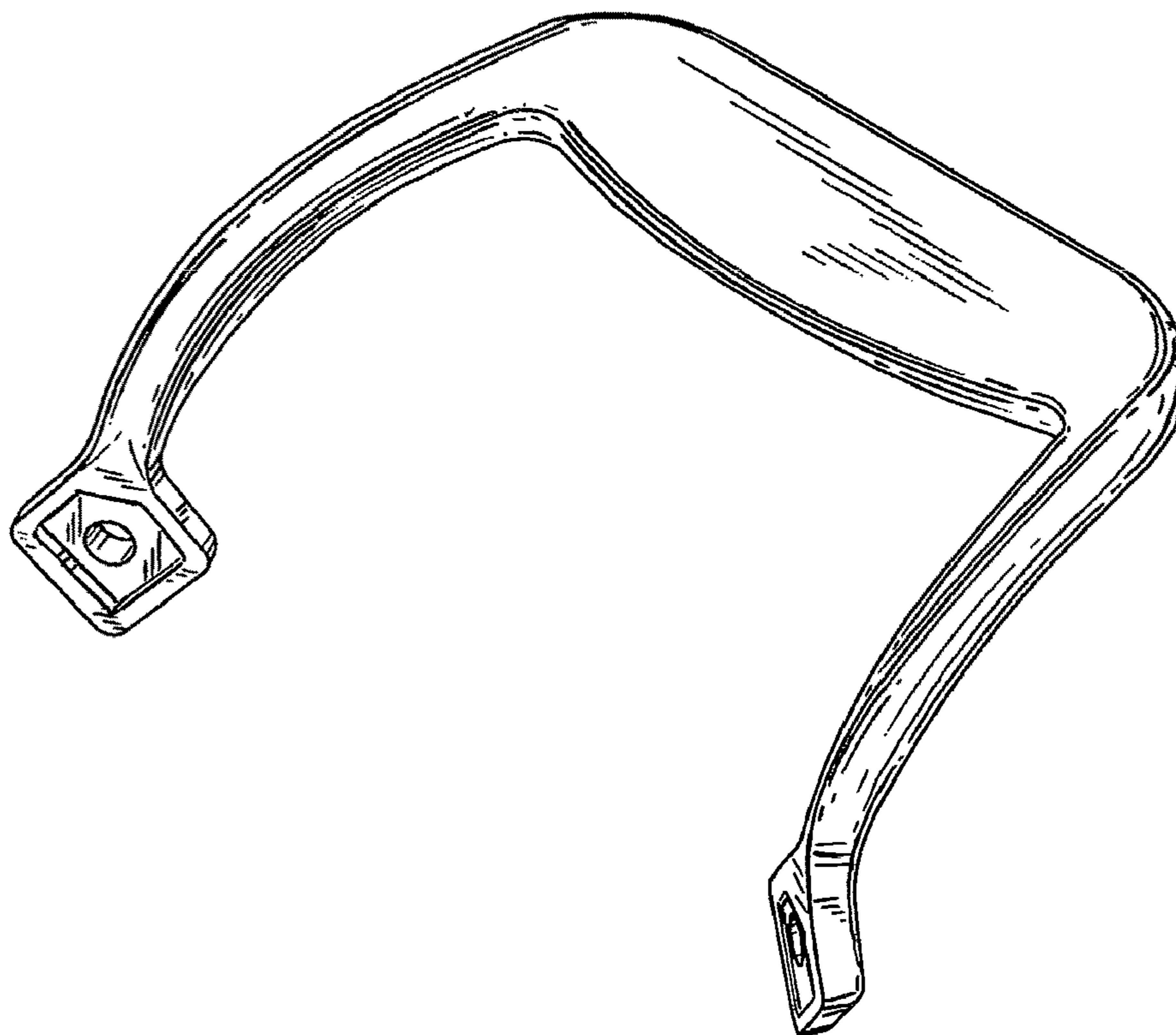
FIG. 3 is a rear elevation view of the loop handle for cookware of FIG. 1;

FIG. 4 is a side elevation view of the loop handle for cookware of FIG. 1;

FIG. 5 is a front elevation view of the loop handle for cookware of FIG. 1; and,

FIG. 6 is a bottom plan view of the loop handle for cookware of FIG. 1.

**1 Claim, 3 Drawing Sheets**



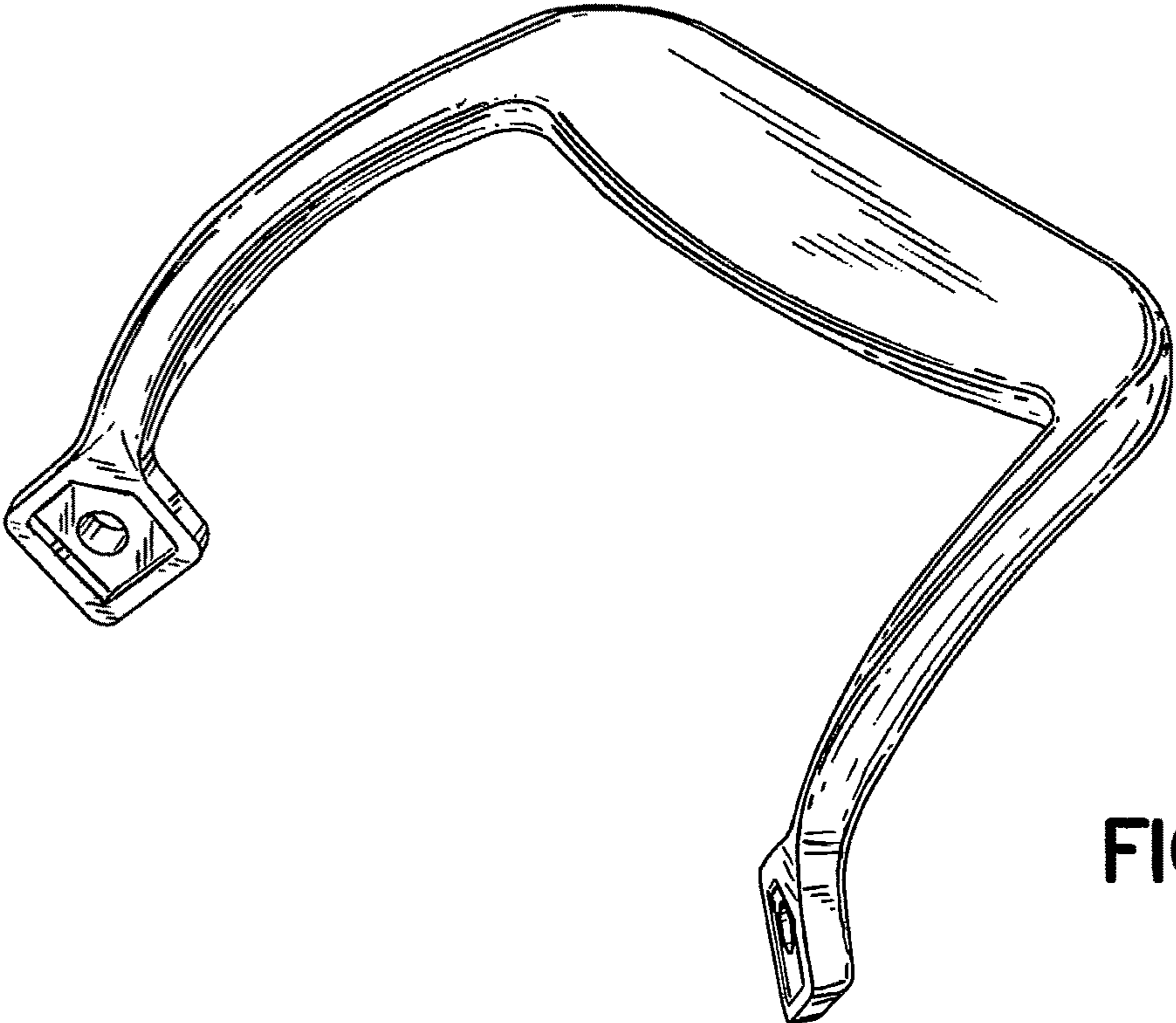


FIG. 1

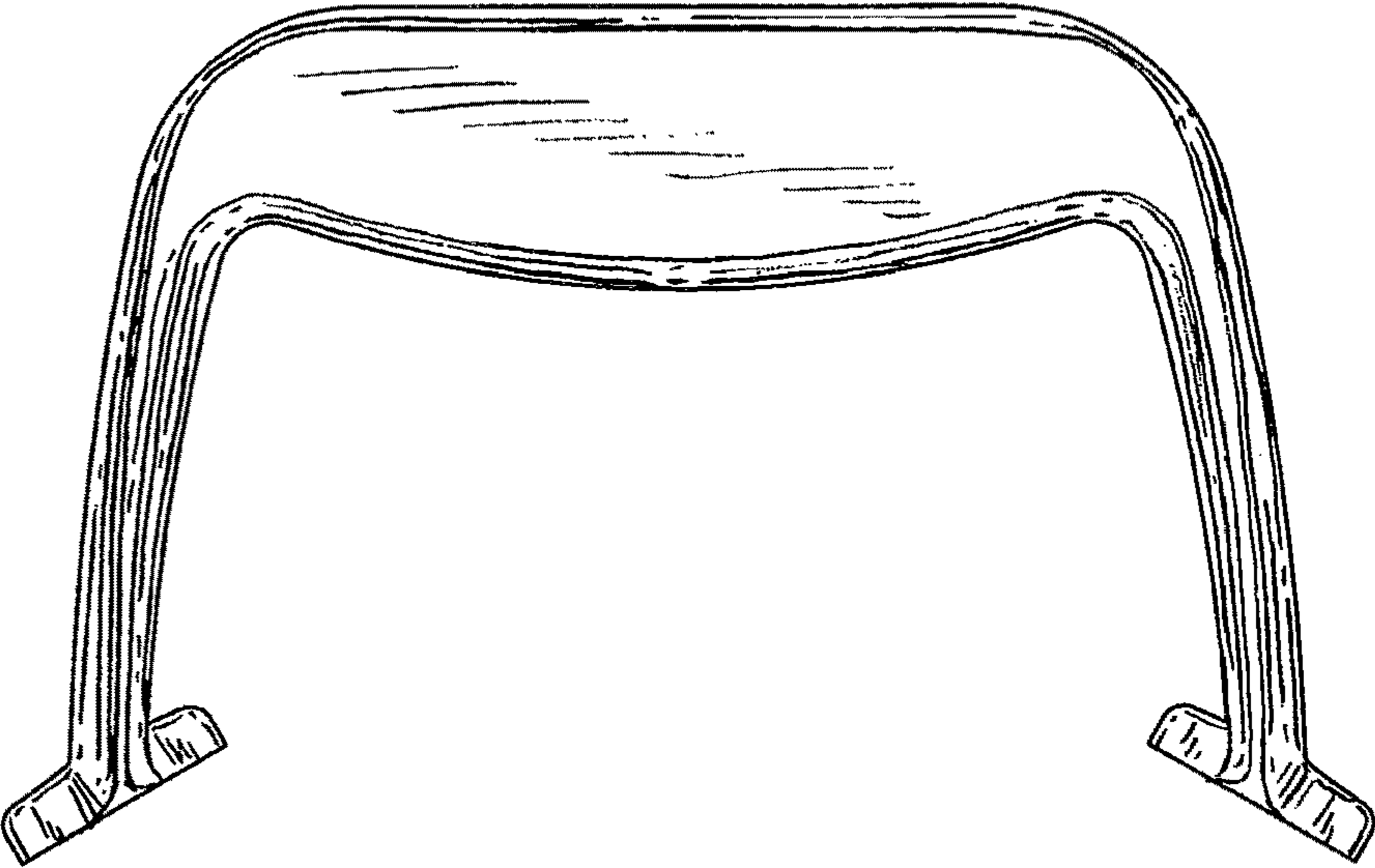


FIG. 2




FIG. 3

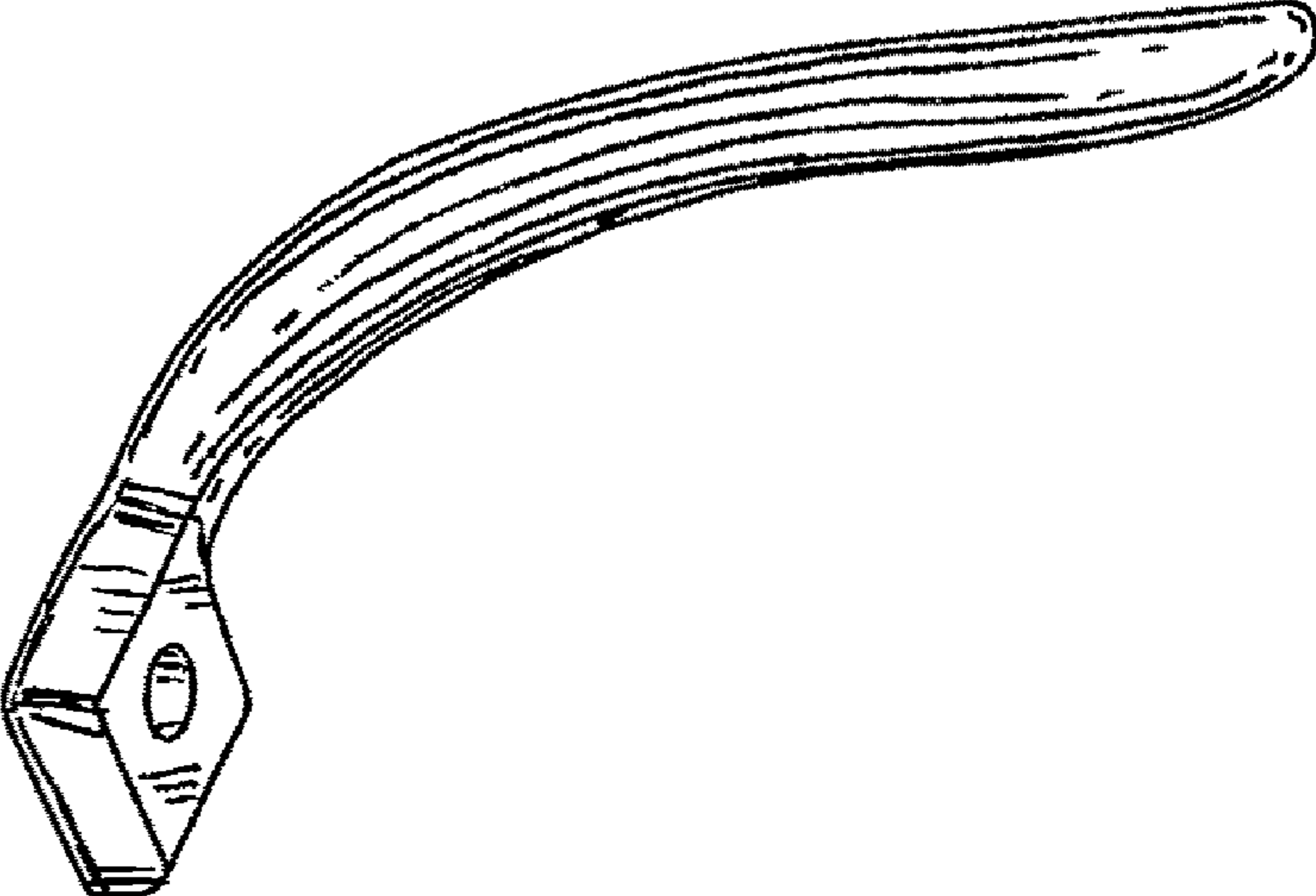


FIG. 4




FIG. 5

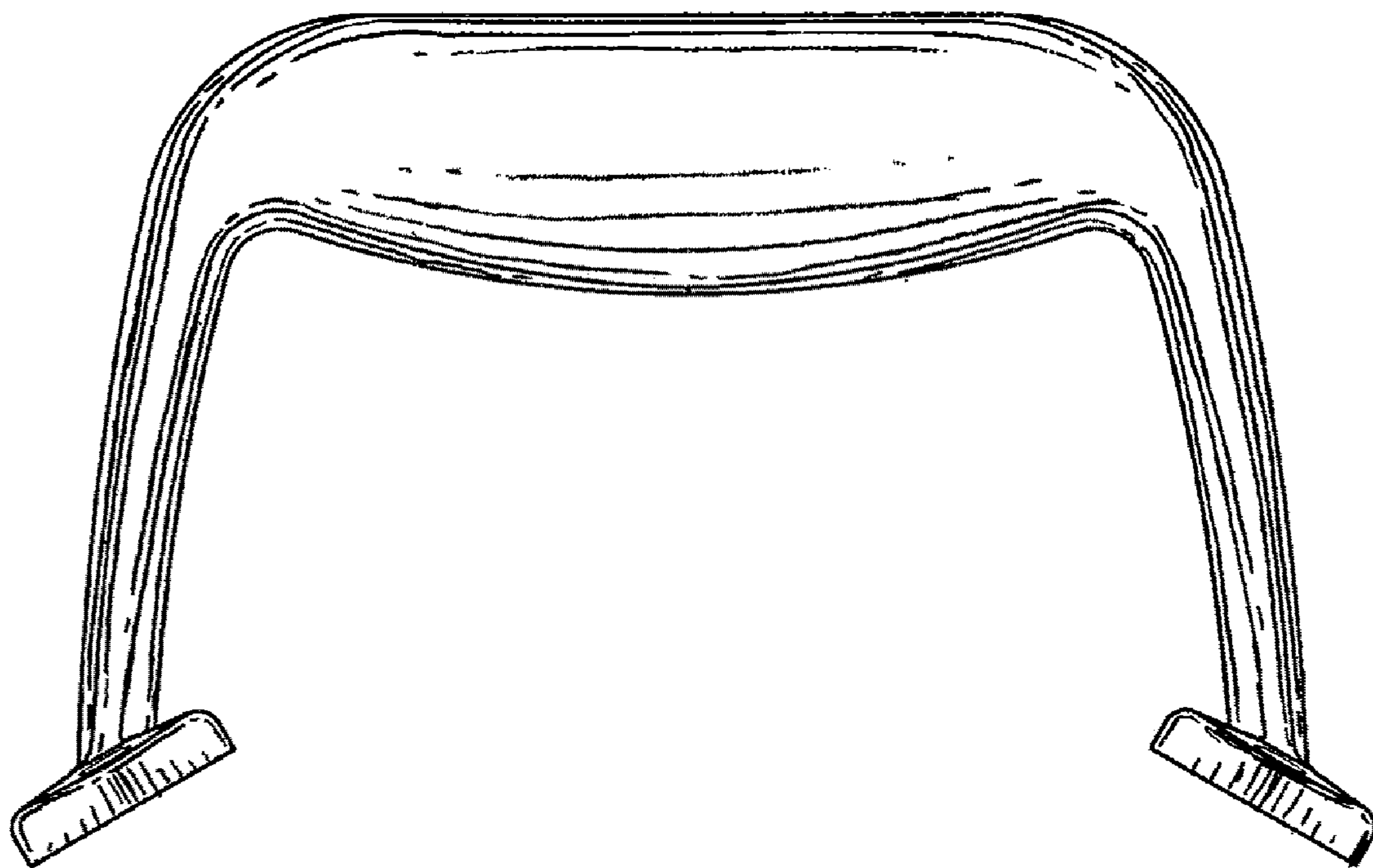


FIG. 6