



US00D644481S

(12) **United States Design Patent**
Groll

(10) **Patent No.:** **US D644,481 S**

(45) **Date of Patent:** **** Sep. 6, 2011**

- (54) **LID HANDLE FOR COOKWARE**
- (75) Inventor: **William A. Groll**, McMurray, PA (US)
- (73) Assignee: **All-Clad Metalcrafters LLC**,
Canonsburg, PA (US)
- (**) Term: **14 Years**
- (21) Appl. No.: **29/369,608**
- (22) Filed: **Sep. 10, 2010**
- (51) **LOC (9) Cl.** **07-02**
- (52) **U.S. Cl.** **D7/394**
- (58) **Field of Classification Search** D7/354-361,
D7/391, 393-395, 396.2, 514, 664; D8/107,
D8/300, 301, 306, 315, 316, 317, 319, 320,
D8/321; 16/430, 431, 110.1, 114.1, 407,
16/416, 429, 443, 441; 220/377, 573.1-573.5,
220/752, 753, 755, 756, 760, 772, 773, 912;
D3/318; 138/121, 145, 173
See application file for complete search history.

D564,857 S *	3/2008	Lee	D8/316
D565,890 S *	4/2008	Bunting et al.	D7/394
D578,372 S *	10/2008	James et al.	D8/316
D580,705 S *	11/2008	Moulin Robson	D7/394
D584,921 S *	1/2009	Moulin Robson	D7/394
D596,918 S *	7/2009	Menzies	D8/315
D611,297 S *	3/2010	Tetreault	D7/394

* cited by examiner

Primary Examiner — Cynthia M Chin
(74) *Attorney, Agent, or Firm* — The Webb Law Firm

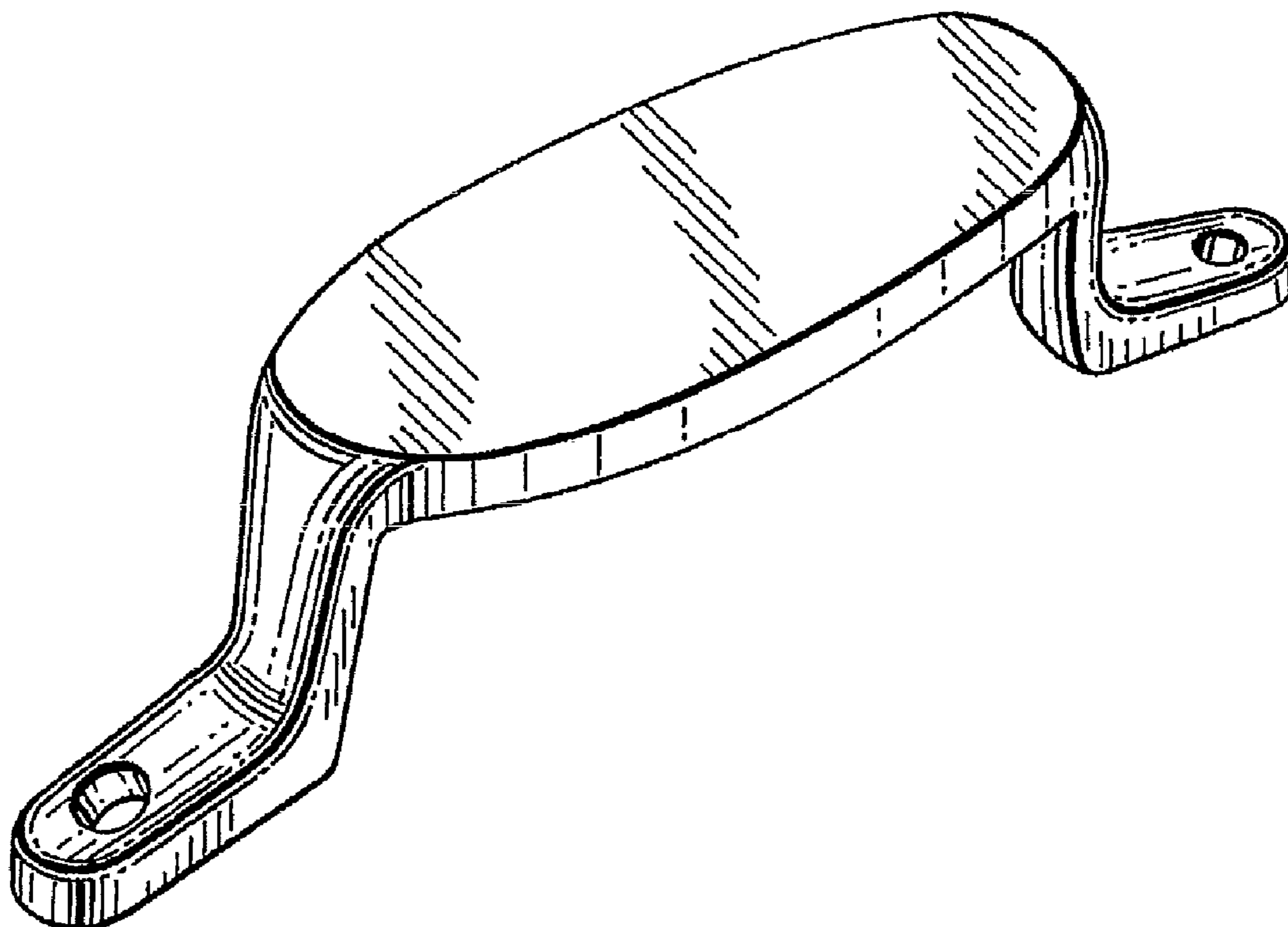
(57) **CLAIM**
The ornamental design for a lid handle for cookware, as shown and described.

DESCRIPTION

FIG. 1 is a perspective view of the lid handle for cookware of the present invention;
 FIG. 2 is a top plan view of the lid handle for cookware of FIG. 1;
 FIG. 3 is a front elevation view of the lid handle for cookware of FIG. 1;
 FIG. 4 is a side elevation view of the lid handle for cookware of FIG. 1; and,
 FIG. 5 is a bottom plan view of the lid handle for cookware of FIG. 1.
 The broken lines represent portions of the article that form no part of the claim.

1 Claim, 3 Drawing Sheets

- (56) **References Cited**
- U.S. PATENT DOCUMENTS
- D28,324 S * 3/1898 Pritchard D7/394
- D239,798 S * 5/1976 Vrignaud D8/316
- D440,463 S 4/2001 Groll
- D527,982 S * 9/2006 Brassat D8/317
- D530,590 S * 10/2006 Singtoroj et al. D8/302



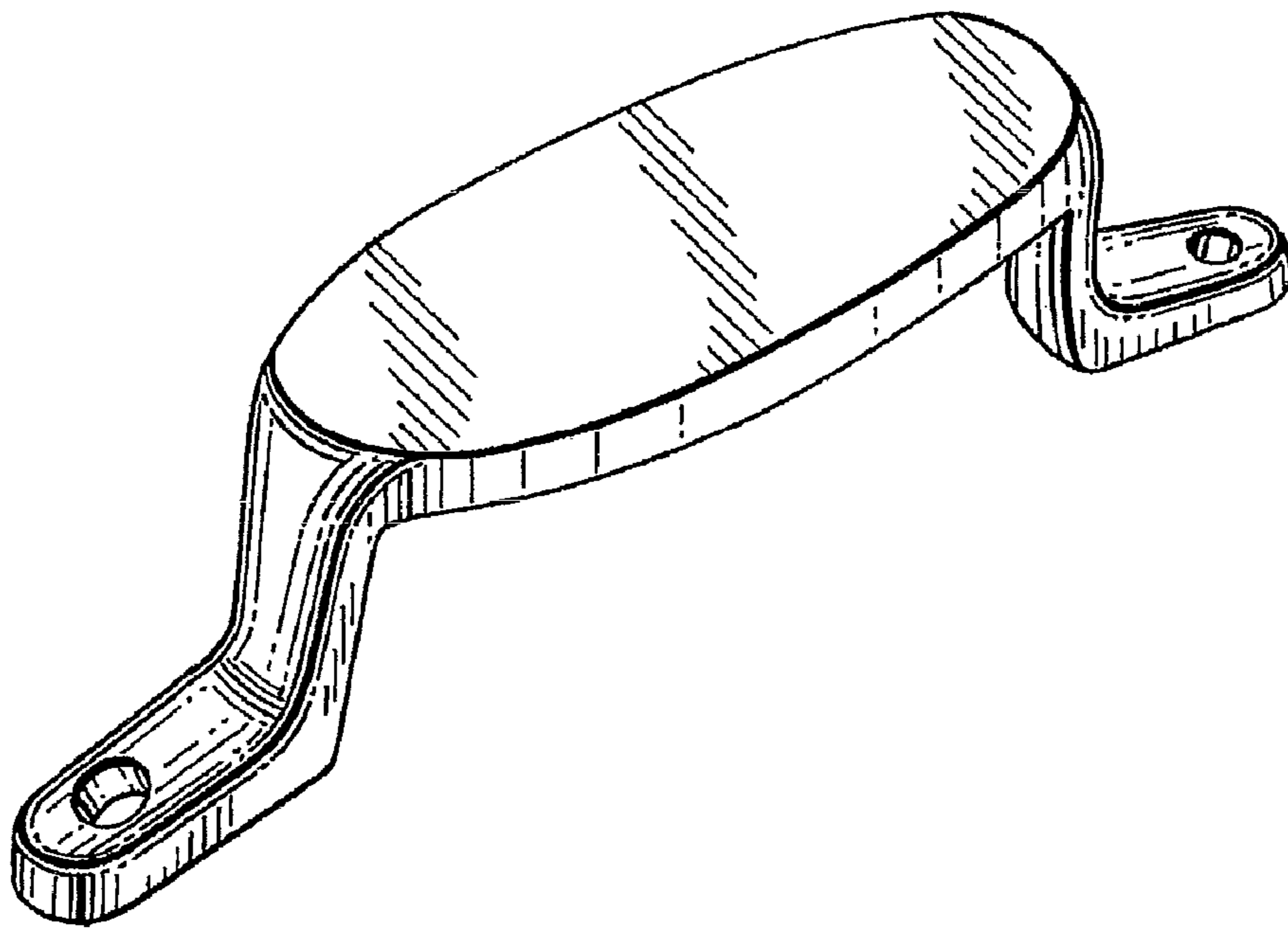


FIG. 1

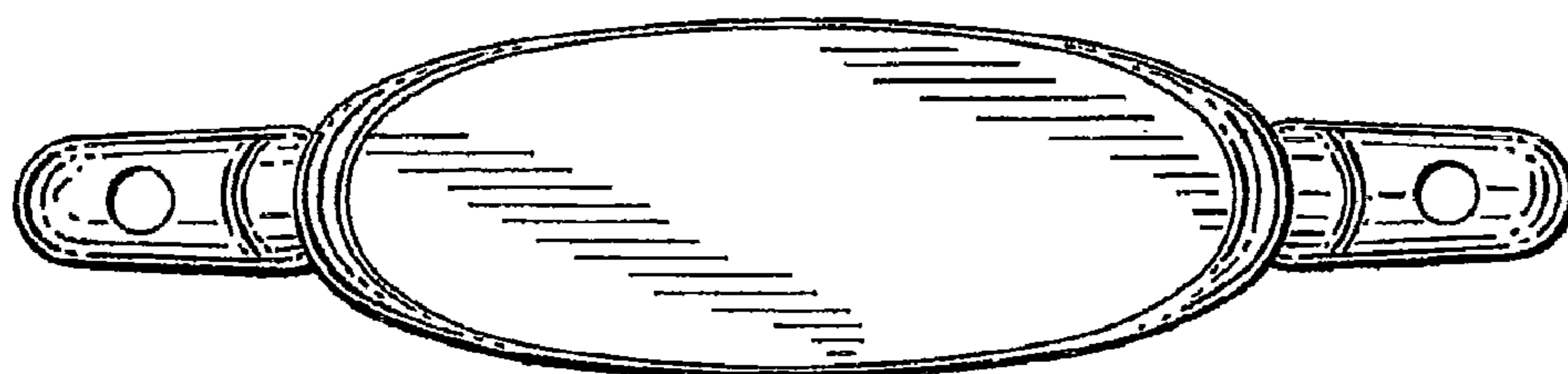


FIG. 2

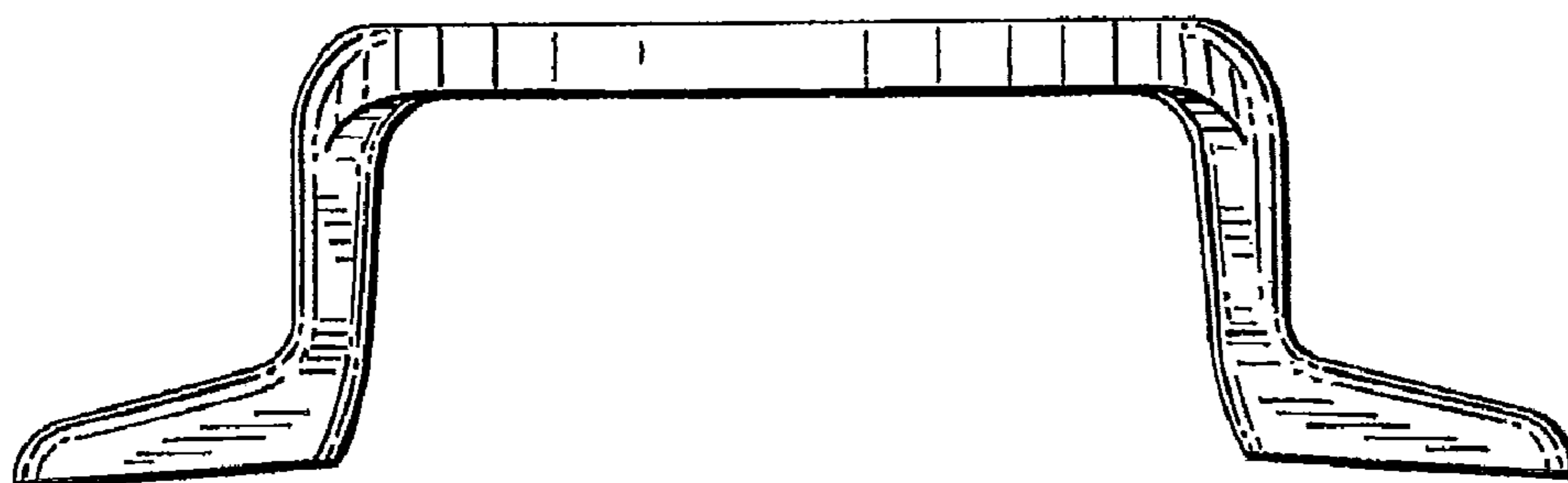


FIG. 3

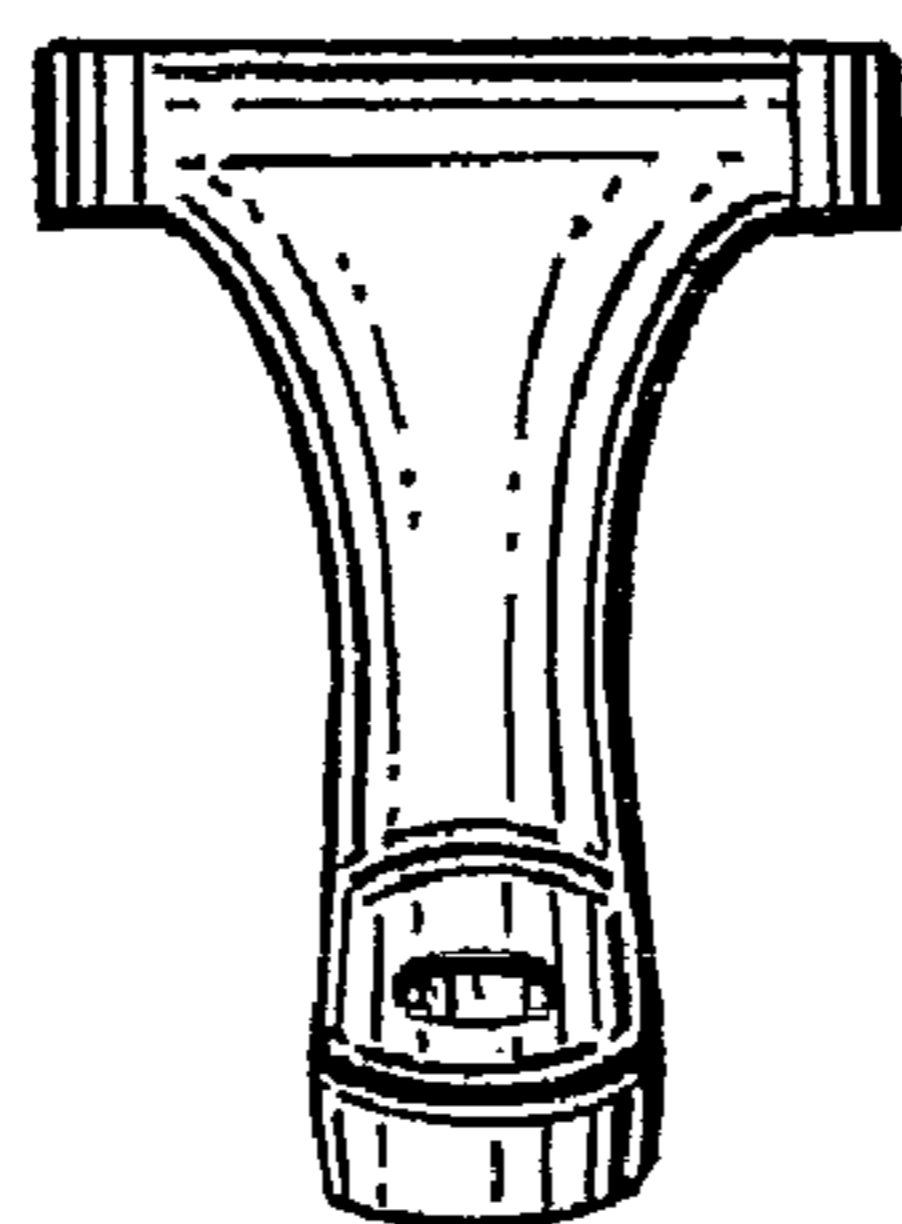


FIG. 4

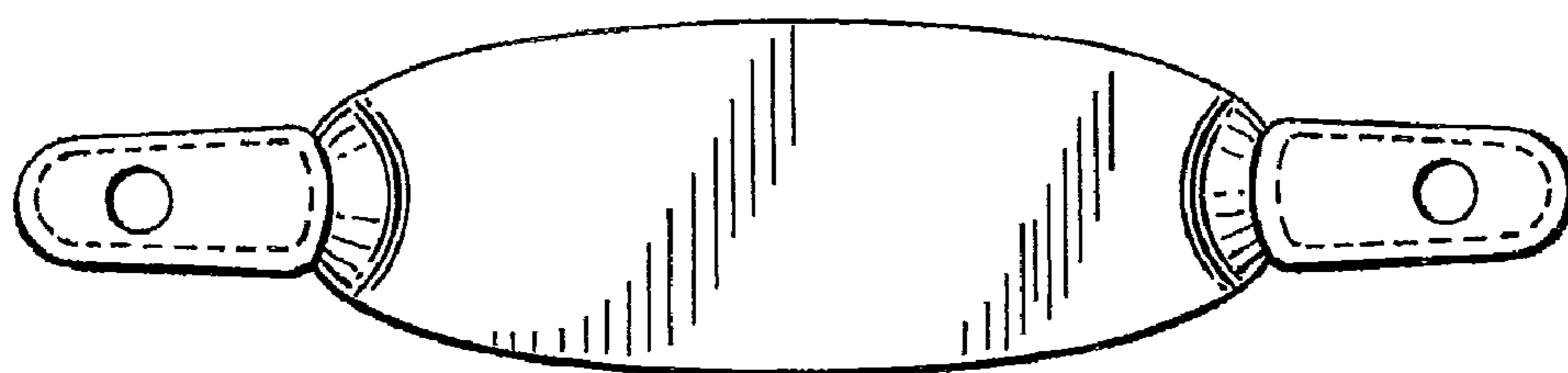


FIG. 5