



US00D644466S

(12) **United States Design Patent**  
**Wu**

(10) **Patent No.:** **US D644,466 S**  
(45) **Date of Patent:** **\*\* Sep. 6, 2011**

(54) **CHAIR BACK**

(76) Inventor: **Yao-Chuan Wu**, Chiayi Hsien (TW)

(\*\*) Term: **14 Years**

(21) Appl. No.: **29/361,942**

(22) Filed: **May 18, 2010**

(51) **LOC (9) Cl.** ..... **06-01**

(52) **U.S. Cl.** ..... **D6/502**

(58) **Field of Classification Search** ..... D6/334-336,  
D6/364, 365, 366, 367, 369, 374, 379, 380,  
D6/500-502; 297/284.4, 284.7, 353, 452.18,  
297/452.29, 452.3, 452.56, 452.64

See application file for complete search history.

(56) **References Cited**

**U.S. PATENT DOCUMENTS**

D493,627 S *	8/2004	Ma	.....	D6/366
6,843,530 B1 *	1/2005	Wu	.....	297/284.4
D501,333 S *	2/2005	Piretti	.....	D6/366
D509,975 S *	9/2005	Pan	.....	D6/502
D510,671 S *	10/2005	Wu	.....	D6/502
D510,826 S *	10/2005	Pan	.....	D6/502

D534,384 S *	1/2007	Su	.....	D6/502
D540,079 S *	4/2007	Bock	.....	D6/502
D540,080 S *	4/2007	Su	.....	D6/502
D546,086 S *	7/2007	Chen	.....	D6/366
D591,540 S *	5/2009	Lu	.....	D6/500

\* cited by examiner

*Primary Examiner* — Mimosa De

(74) *Attorney, Agent, or Firm* — Alan Kamrath; Kamrath & Associates PA

(57) **CLAIM**

The ornamental design for a chair back, as shown and described.

**DESCRIPTION**

FIG. 1 is a perspective view of a chair back showing my design;

FIG. 2 is a front elevational view thereof;

FIG. 3 is a rear elevational view thereof;

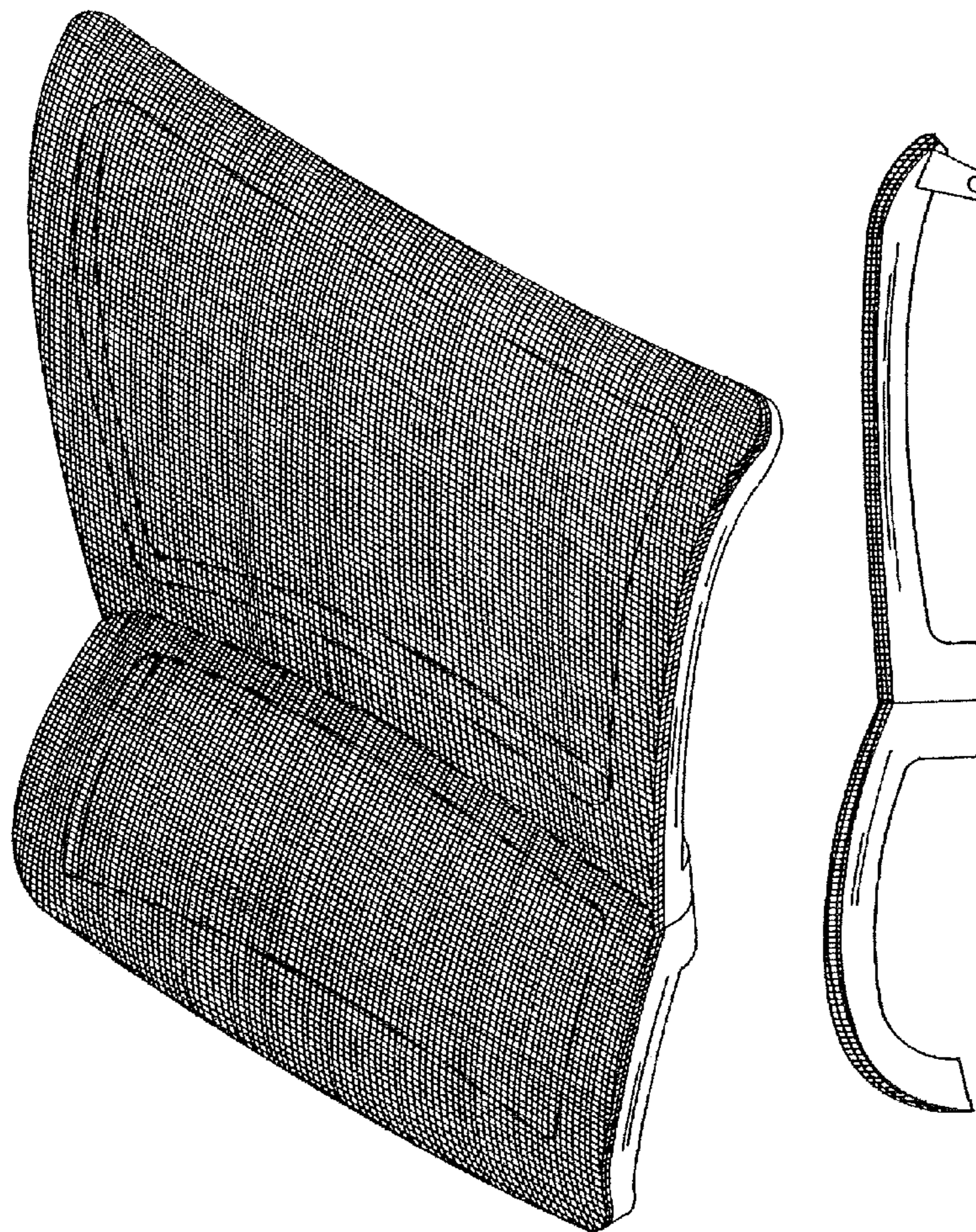
FIG. 4 is a left side elevational view thereof;

FIG. 5 is a right side elevational view thereof;

FIG. 6 is a top plan view thereof; and,

FIG. 7 is a bottom plan view thereof.

**1 Claim, 7 Drawing Sheets**






FIG. 1




FIG.2

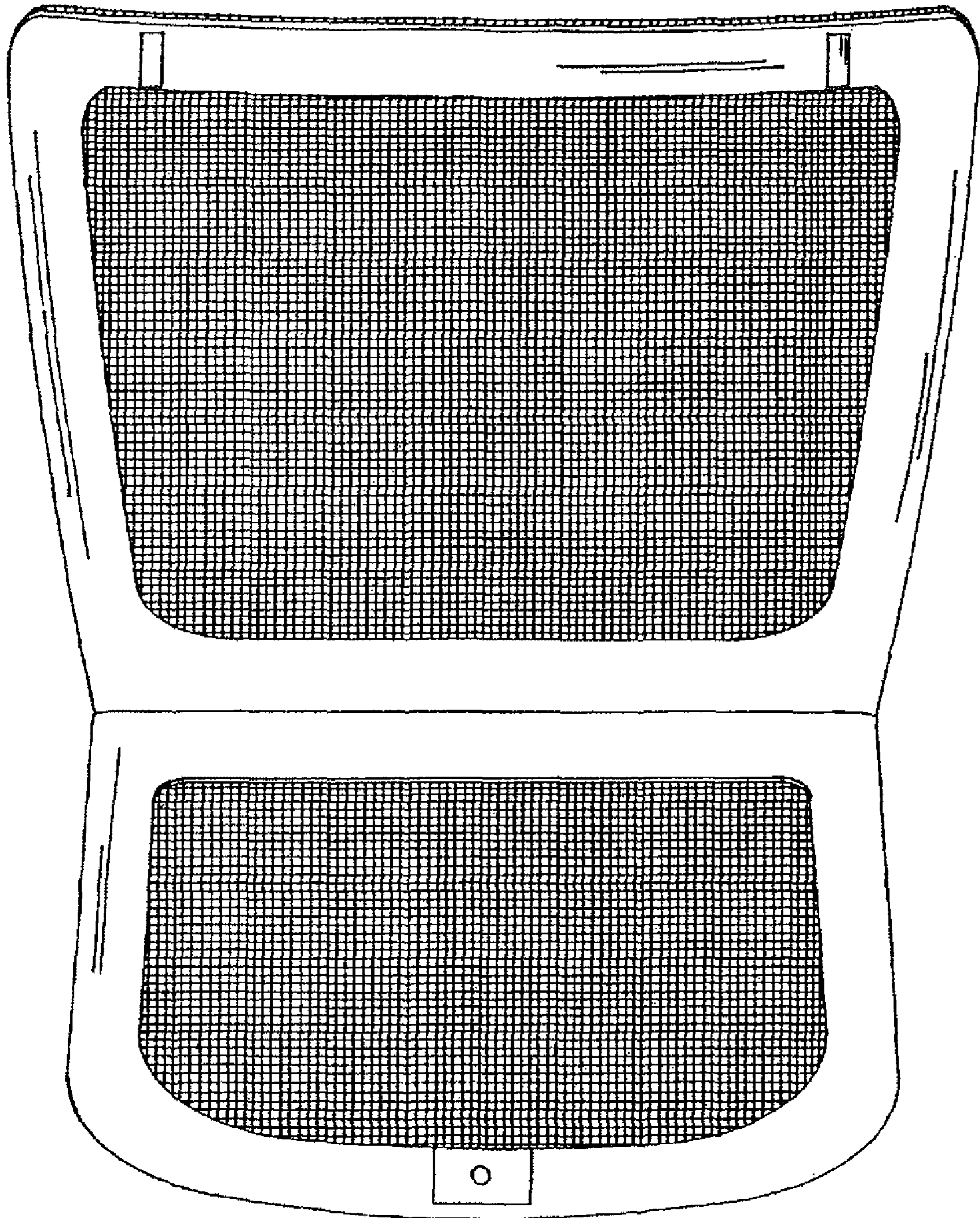


FIG. 3

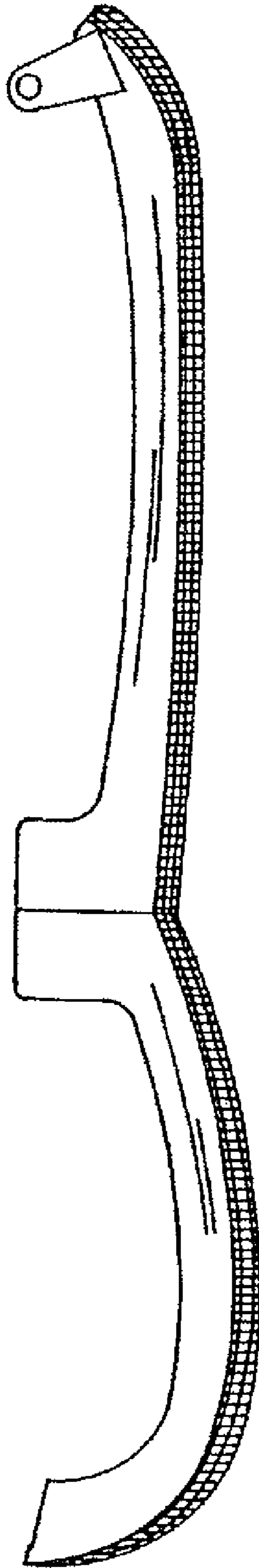


FIG.4

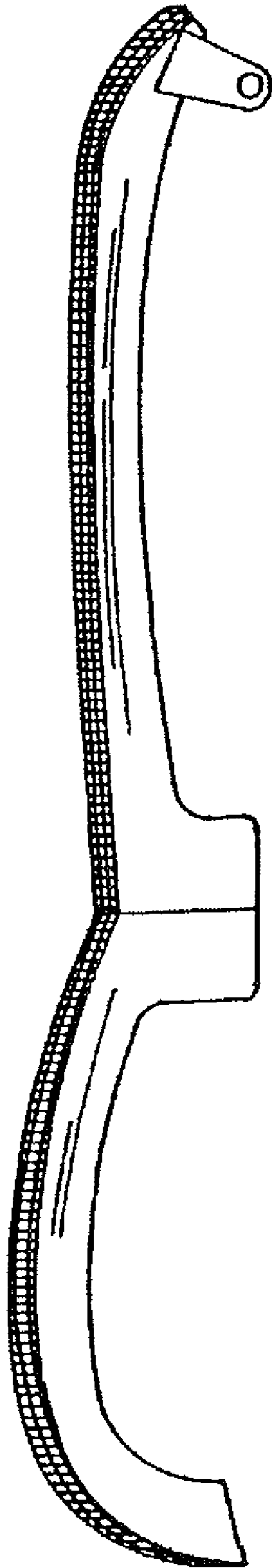


FIG.5

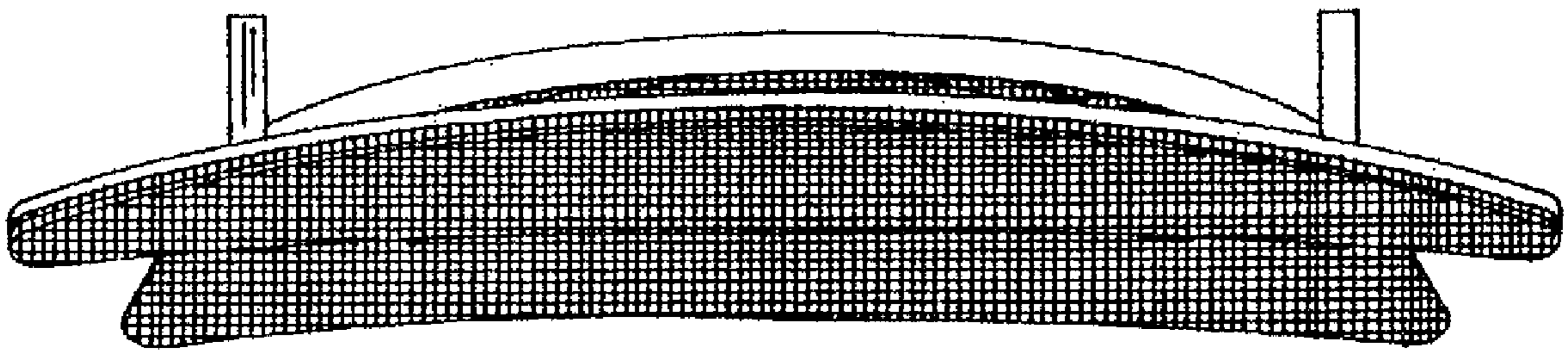


FIG. 6

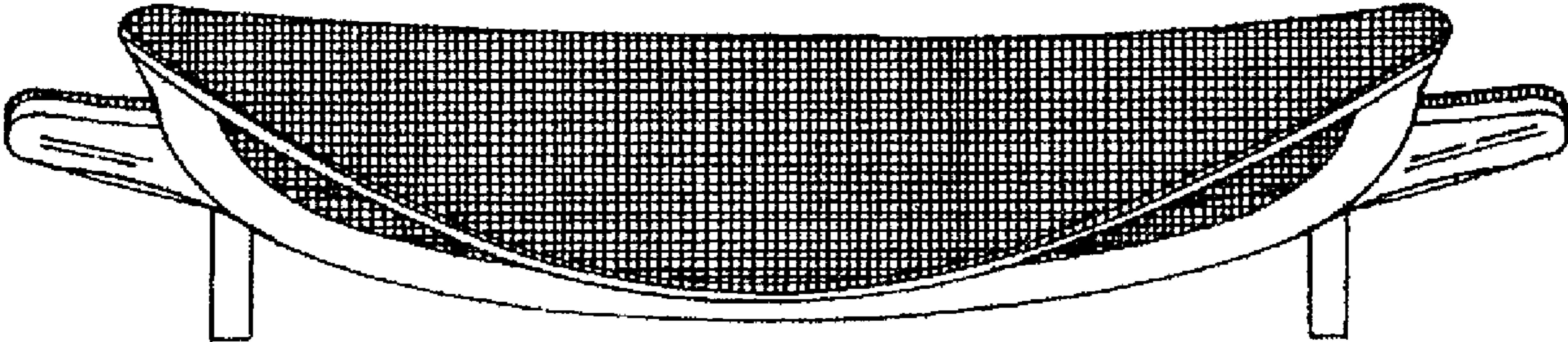


FIG.7