



US00D644460S

(12) **United States Design Patent**
Lewis

(10) **Patent No.:** **US D644,460 S**

(45) **Date of Patent:** **** Sep. 6, 2011**

(54) **TABLE BASE**

(76) **Inventor:** **Sally Sirkin Lewis**, Beverly Hills, CA
(US)

(**) **Term:** **14 Years**

(21) **Appl. No.:** **29/366,659**

(22) **Filed:** **Jul. 28, 2010**

(51) **LOC (9) Cl.** **06-06**

(52) **U.S. Cl.** **D6/495**

(58) **Field of Classification Search** D6/480-489,
D6/495-499, 450-451; 108/150, 153.1,
108/155, 156, 161; 248/188, 188.1, 188.8

See application file for complete search history.

(56) **References Cited**

U.S. PATENT DOCUMENTS

D103,983 S * 4/1937 Alexander D6/485
4,196,535 A * 4/1980 Heimo 40/738
D339,935 S * 10/1993 Giugiaro D6/485

D340,370 S * 10/1993 Giugiaro D6/495
D342,403 S * 12/1993 Magnusson D6/499
D622,522 S * 8/2010 Lewis D6/495

* cited by examiner

Primary Examiner — Janice Seeger

(74) *Attorney, Agent, or Firm* — Cox Smith Matthews
Incorporated

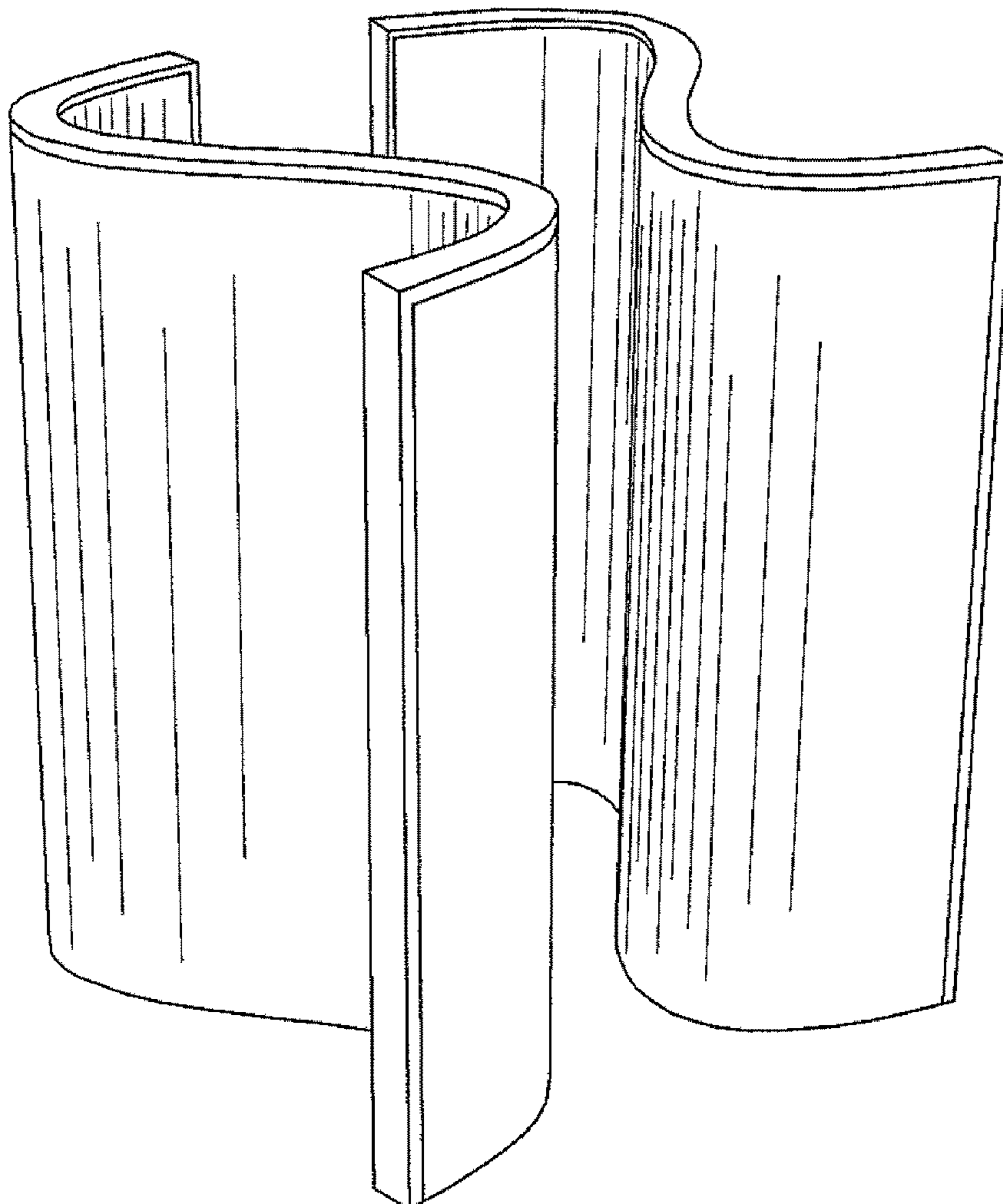
(57) **CLAIM**

The ornamental design for a table base, as shown and
described.

DESCRIPTION

FIG. 1 is a perspective view of the table base of my design;
FIG. 2 is a top view of the table base;
FIG. 3 is a front view of the table base, (the back side view,
being a mirror image of the front view, is not shown);
FIG. 4 is a right side view of the table base;
FIG. 5 is a left side view of the table base; and,
FIG. 6 is a bottom view of the table base.

1 Claim, 3 Drawing Sheets



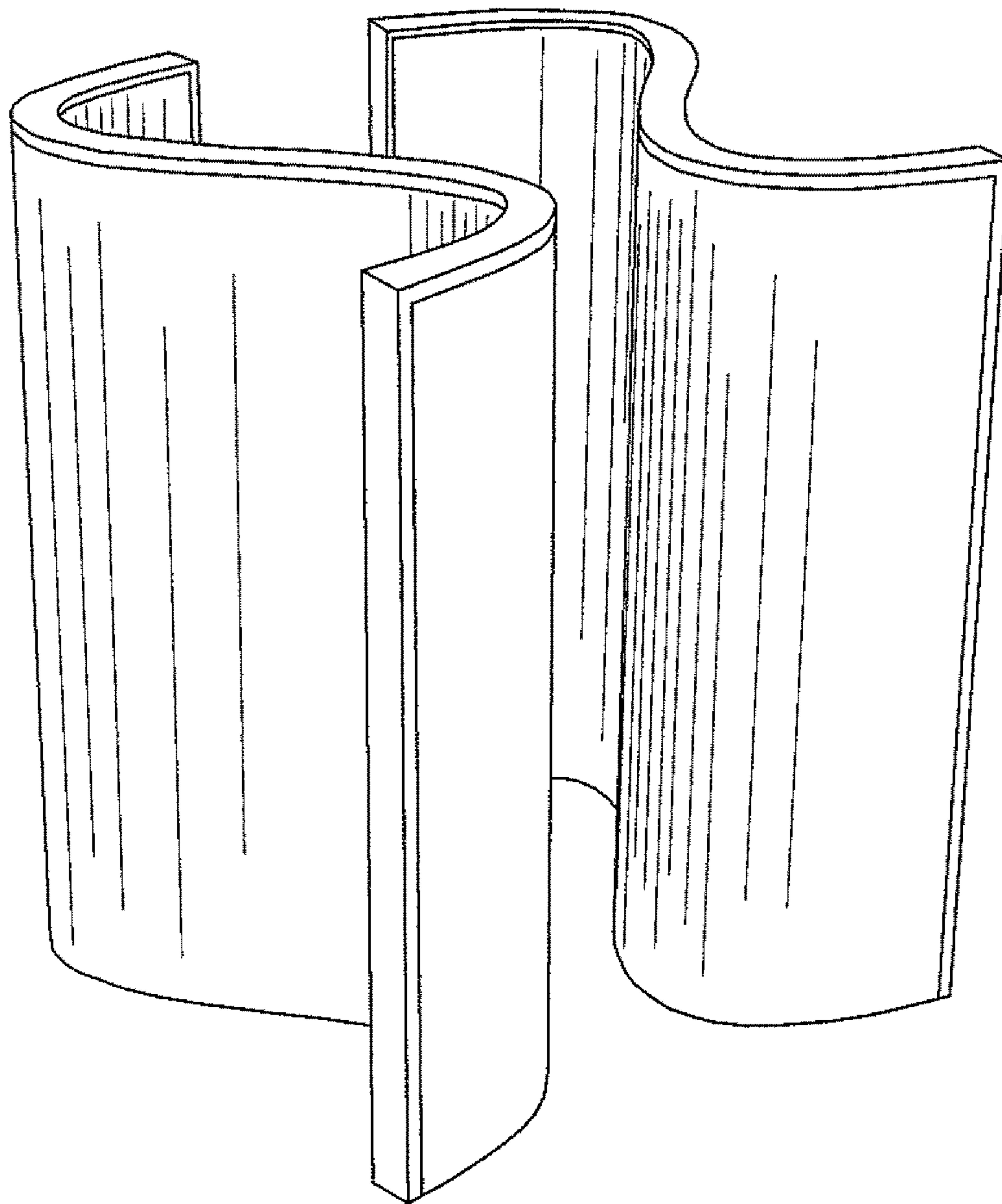


FIG. 1

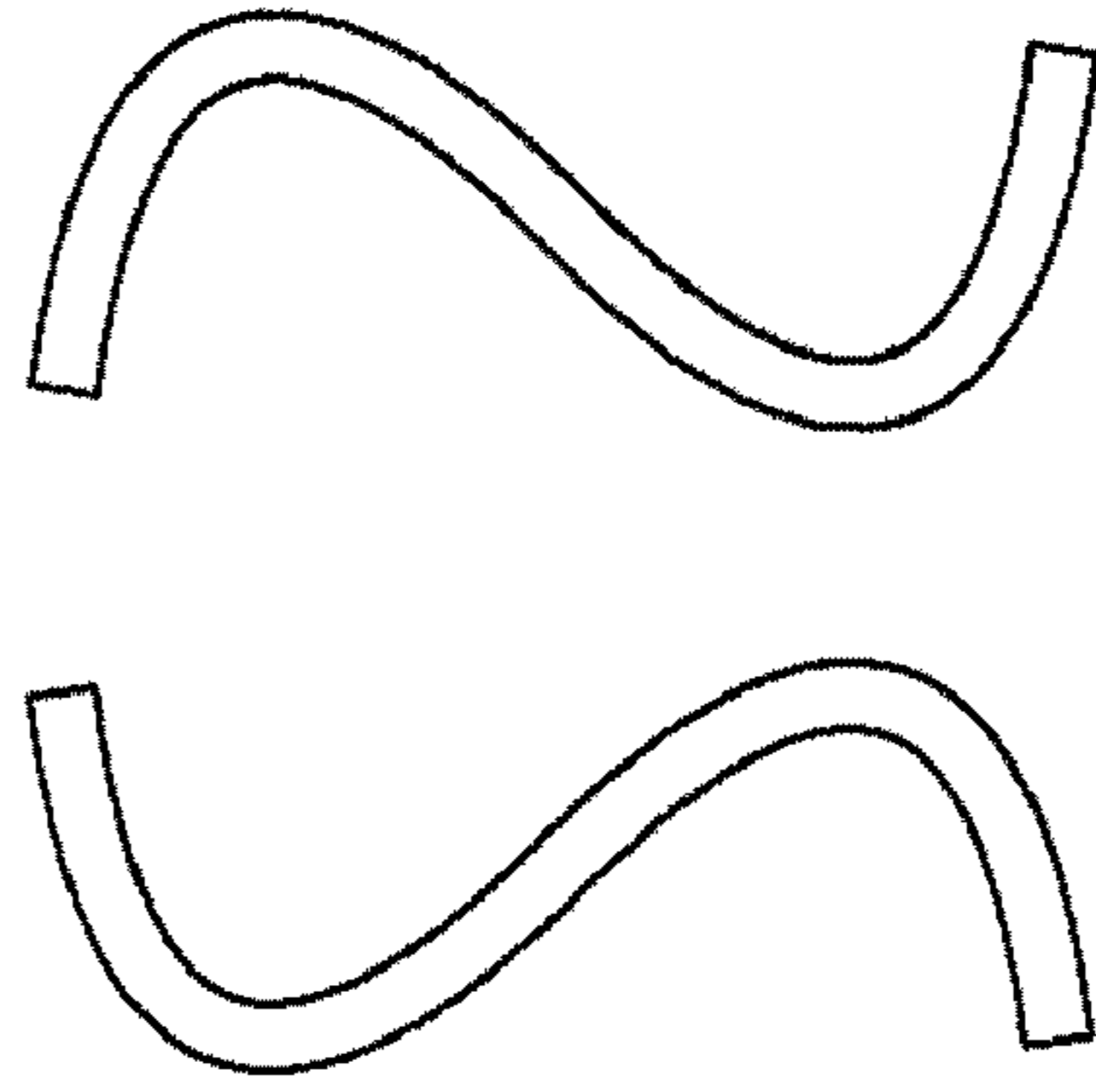


FIG. 2




FIG. 3




FIG. 4




FIG. 5

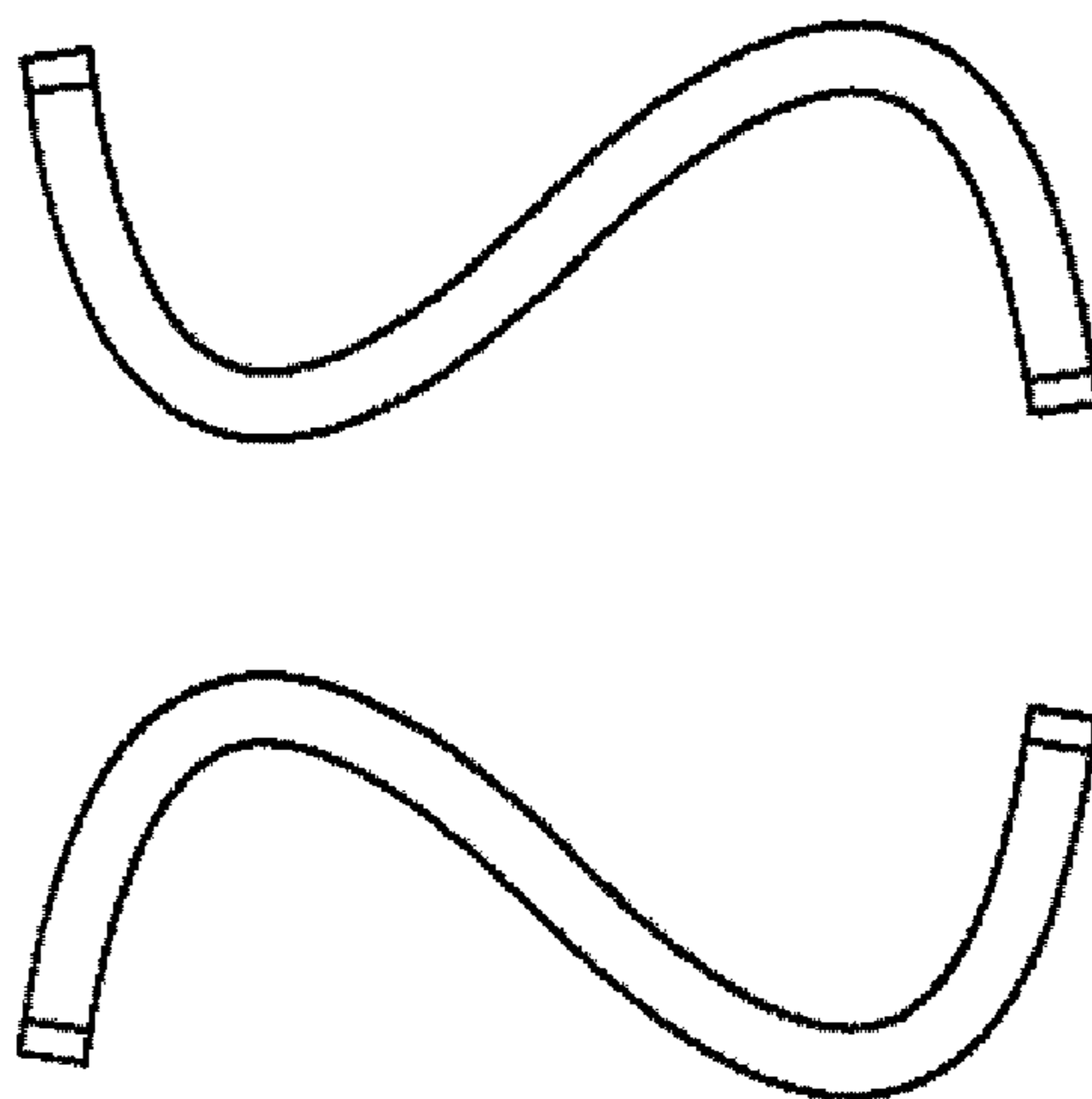


FIG. 6