



US00D644452S

(12) **United States Design Patent**
Naples et al.

(10) **Patent No.:** **US D644,452 S**
(45) **Date of Patent:** **** Sep. 6, 2011**

(54) **MERCHANDISING DISPLAY RACK**
(75) Inventors: **Chrissy Naples**, Atlanta, GA (US);
Vince Voron, Duluth, GA (US); **Travis**
Beaty, Denver, NC (US)
(73) Assignee: **The Coca-Cola Company**, Atlanta, GA
(US)
(**) Term: **14 Years**

6,315,135 B1 * 11/2001 Stuart 211/87.01
D477,160 S * 7/2003 Grosfillex D6/479
D492,138 S * 6/2004 Dardashti D6/479
D495,901 S * 9/2004 Bosman D6/479
D522,278 S * 6/2006 O'Reilly D6/479
D525,455 S * 7/2006 O'Reilly D6/436
D528,327 S * 9/2006 O'Reilly D6/479
D538,068 S * 3/2007 Newhouse et al. D6/484
D538,556 S * 3/2007 Arias D6/479
D608,115 S * 1/2010 Trinh et al. D6/477
D617,581 S * 6/2010 Bauchet D6/479

* cited by examiner

(21) Appl. No.: **29/383,909**

(22) Filed: **Jan. 24, 2011**

(51) **LOC (9) Cl.** **06-04**

(52) **U.S. Cl.** **D6/449**

(58) **Field of Classification Search** D6/449,
D6/479, 473, 478, 396, 484, 477, 436, 408,
D6/509; 211/87.01, 36, 42, 43, 85.1, 85.2,
211/188, 85.26, 59.2, 59.3; 108/193, 110;
312/107-108, 351, 283, 257.1; 248/174,
248/176.1; D20/119

See application file for complete search history.

(56) **References Cited**

U.S. PATENT DOCUMENTS

D347,754 S * 6/1994 Mehlin D6/479
5,628,256 A * 5/1997 Lazarus 108/110
5,685,238 A * 11/1997 Chambers 108/193
D417,801 S * 12/1999 Robert D6/449
D426,987 S * 6/2000 Lewis D6/479
D447,364 S * 9/2001 Stone D6/477

Primary Examiner — Philip S Hyder

Assistant Examiner — Sydney Buffalow

(74) *Attorney, Agent, or Firm* — Michael J. Kline

(57) **CLAIM**

We claim the ornamental design for a merchandising display rack, as shown and described.

DESCRIPTION

FIG. 1 is a front right perspective view of a merchandising display rack showing our new design;
FIG. 2 is a back right perspective view thereof;
FIG. 3 is a left side elevational view thereof;
FIG. 4 is a right side elevational view thereof;
FIG. 5 is a front elevational view thereof;
FIG. 6 is a back elevational view thereof;
FIG. 7 is a top plan view thereof; and,
FIG. 8 is a bottom plan view thereof.

1 Claim, 7 Drawing Sheets

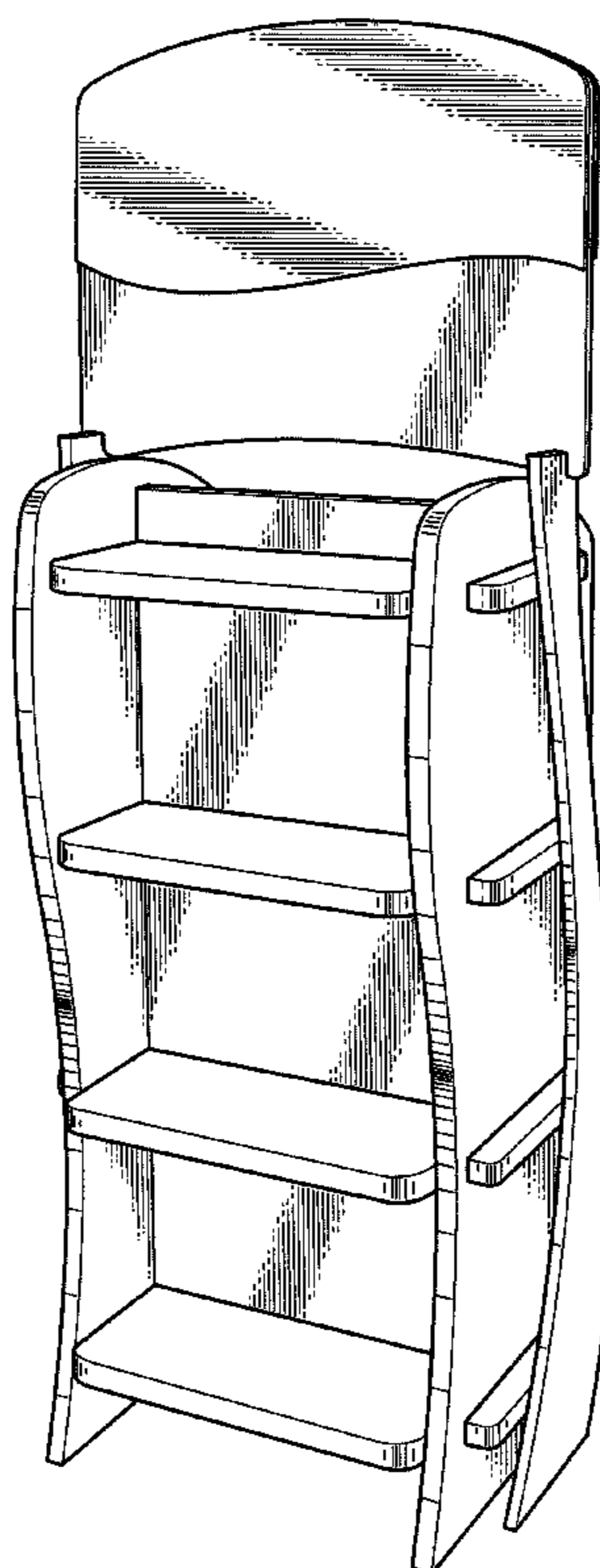


FIG. 1

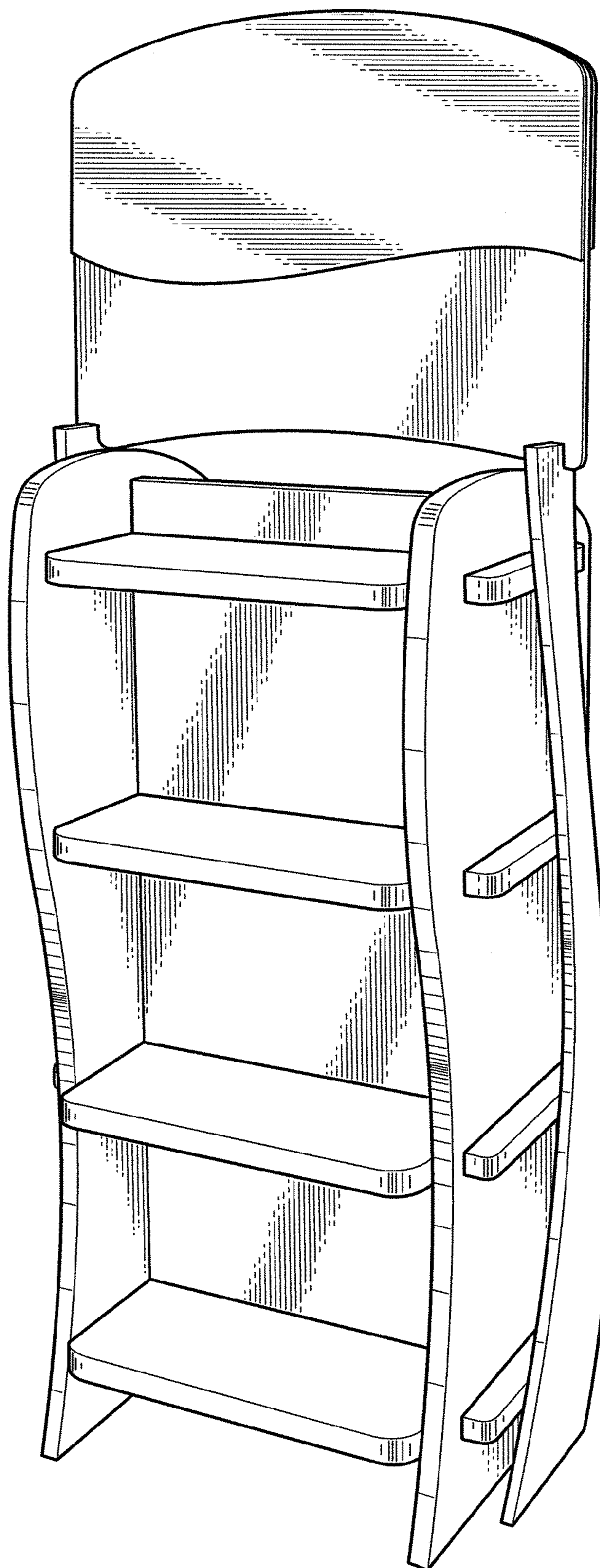


FIG. 2

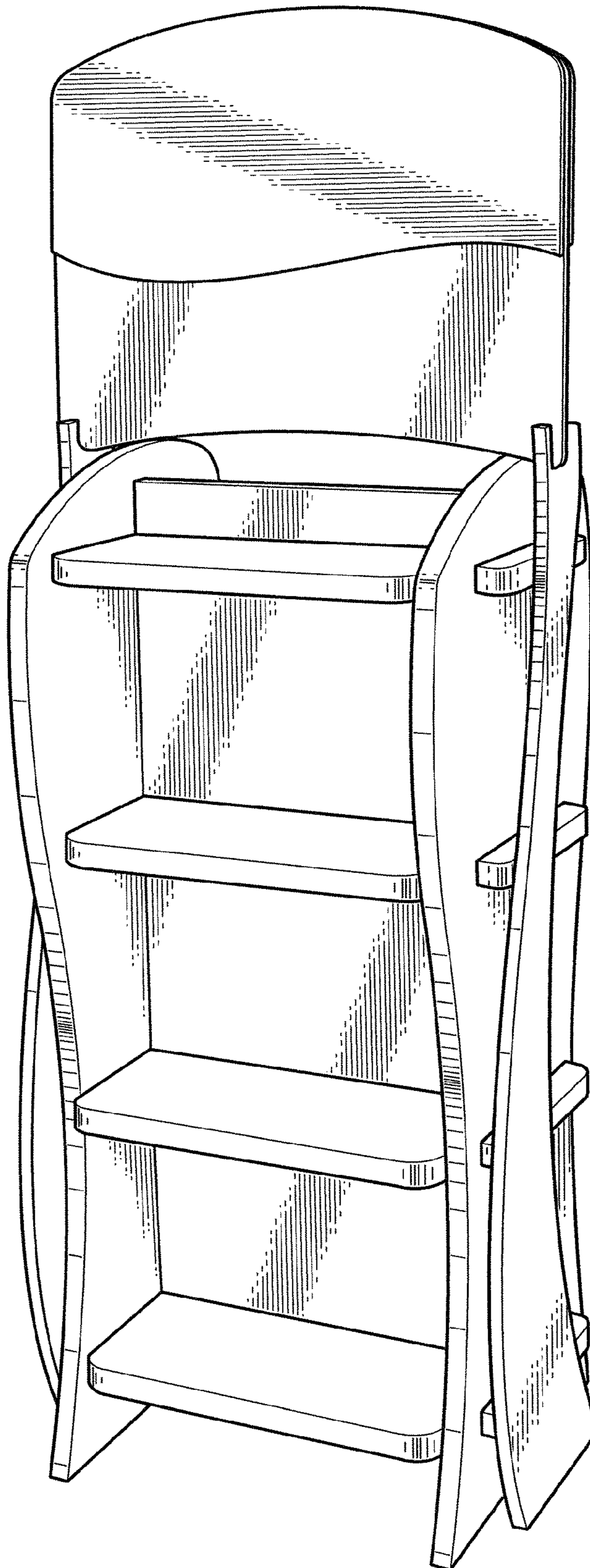


FIG. 3

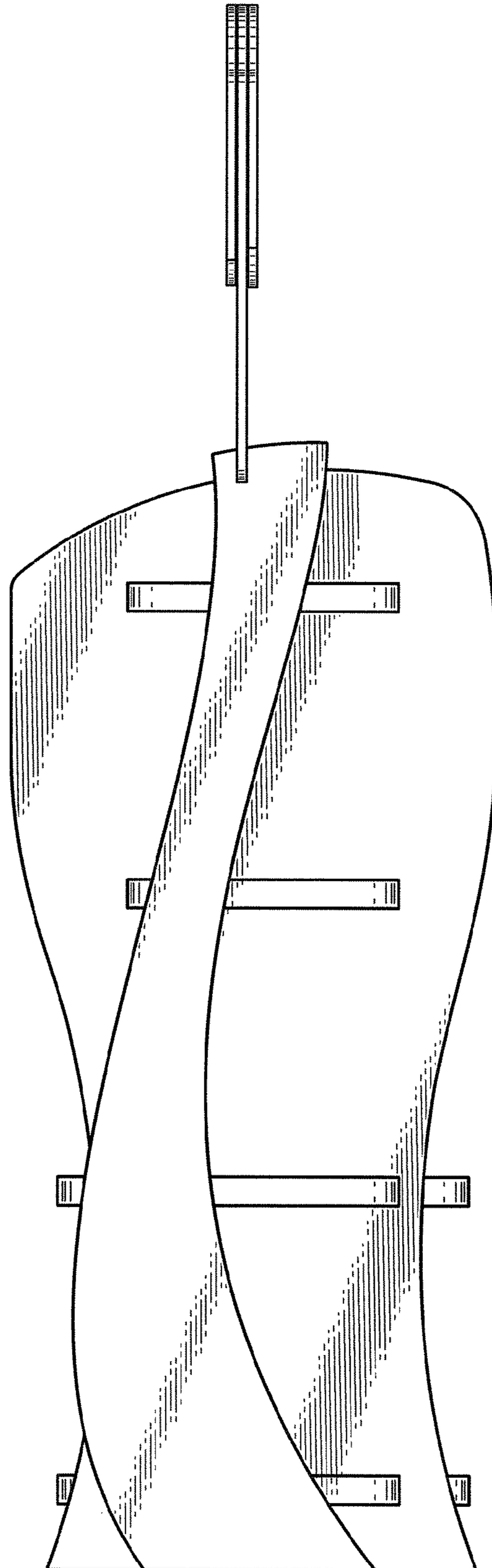
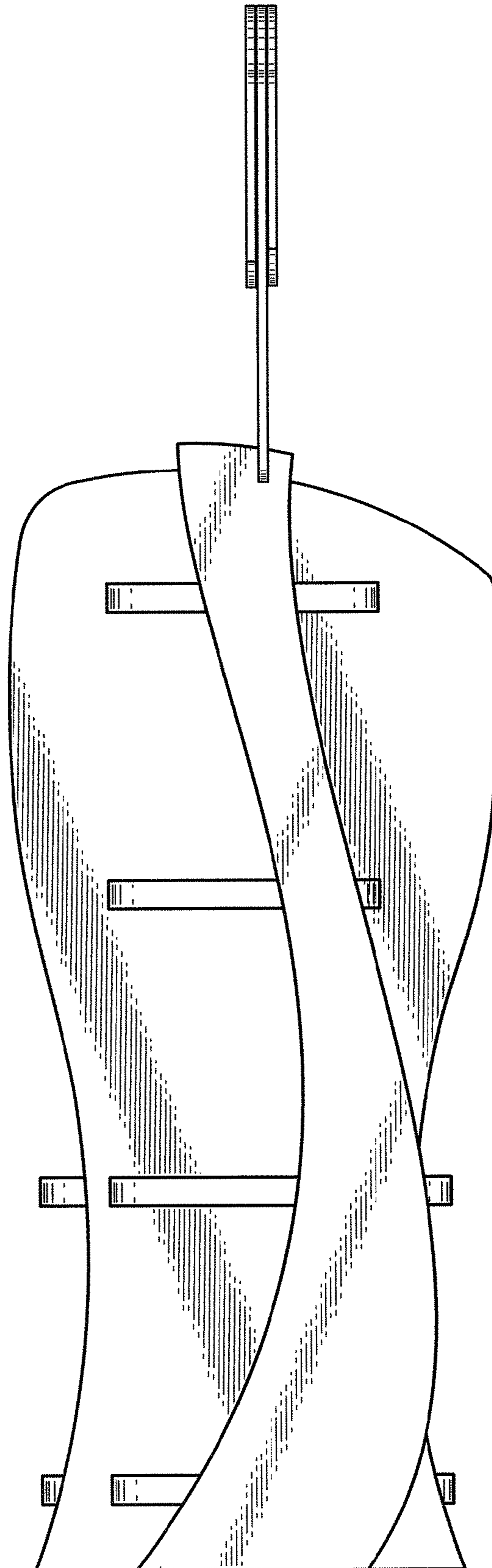


FIG. 4



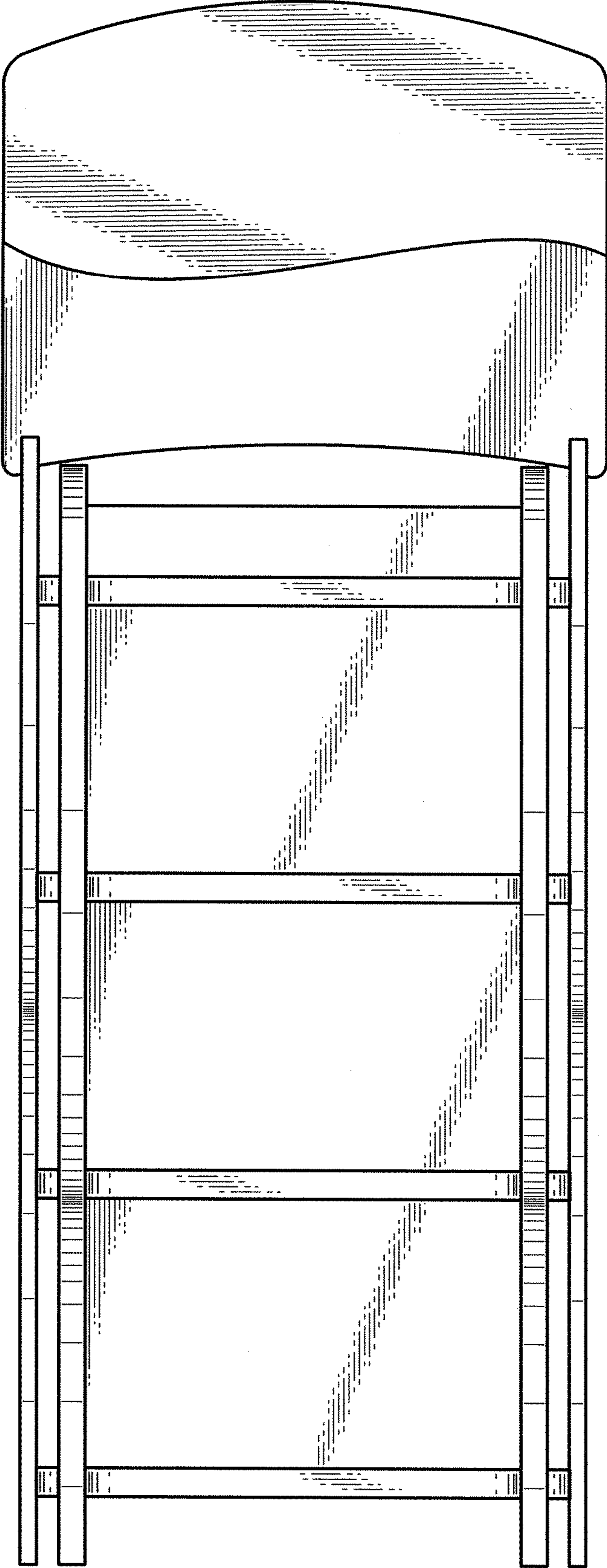
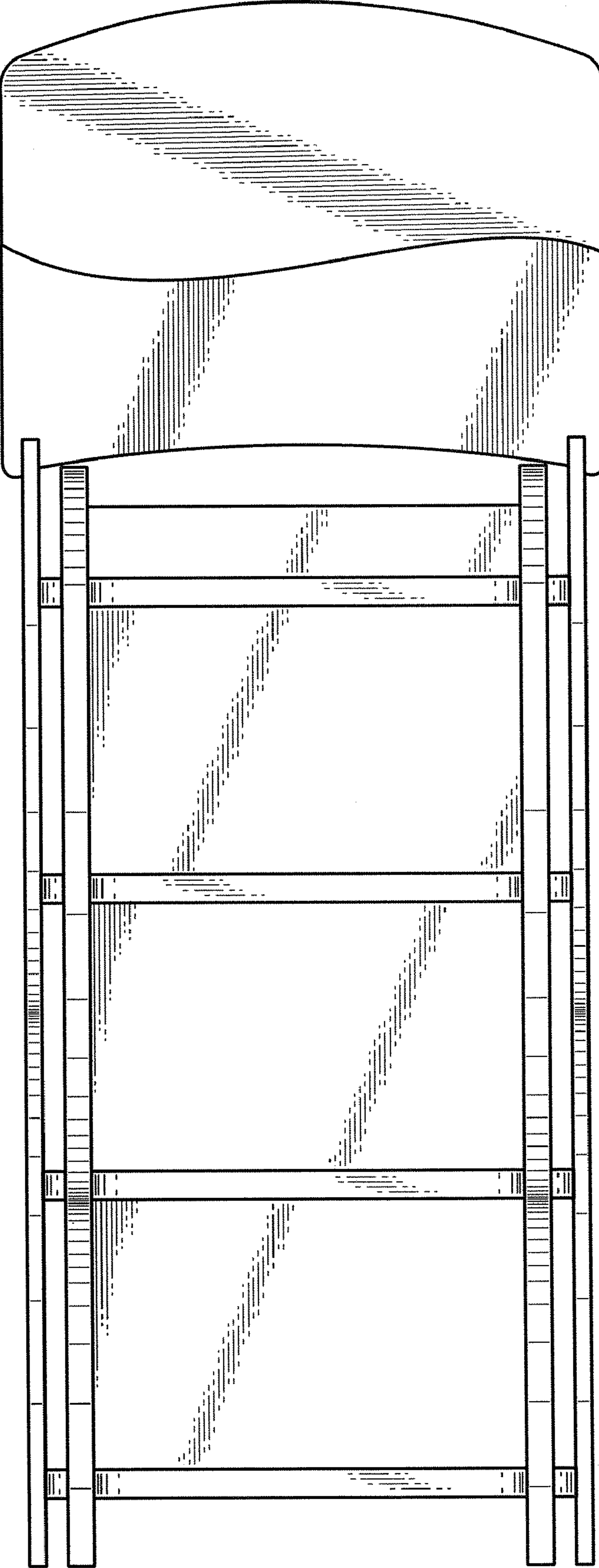


FIG. 5

FIG. 6



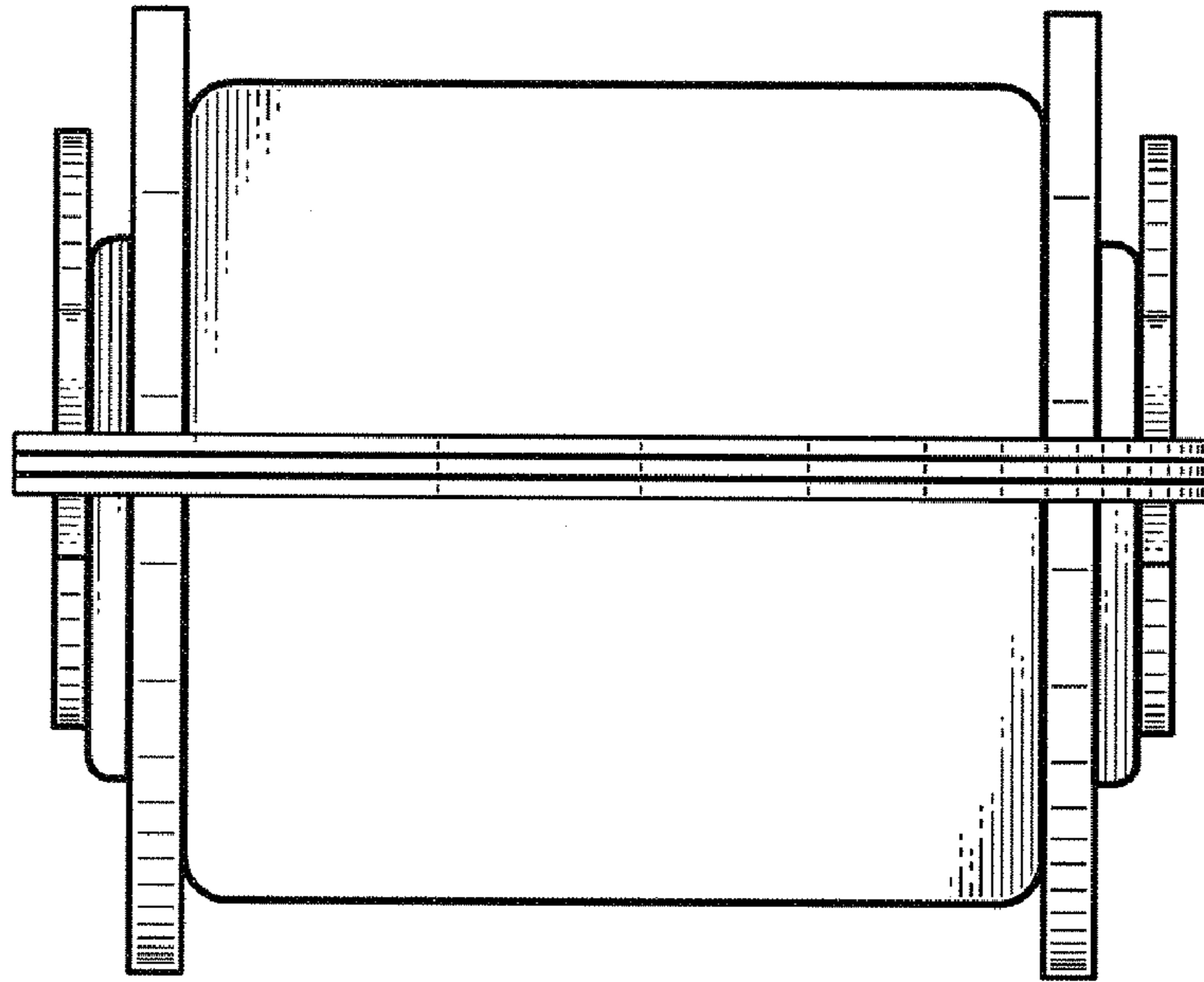


FIG. 7




FIG. 8