



US00D644449S

(12) **United States Design Patent**  
**Clark**

(10) **Patent No.:** **US D644,449 S**

(45) **Date of Patent:** **\*\* Sep. 6, 2011**

- (54) **BED**
- (75) Inventor: **David A. Clark**, Charlotte, NC (US)
- (73) Assignee: **Universal Furniture International, Inc.**, High Point, NC (US)
- (\*\*) Term: **14 Years**
- (21) Appl. No.: **29/356,910**

- D564,778 S \* 3/2008 Juneau ..... D6/393
- D565,333 S \* 4/2008 Mohundro ..... D6/505
- D598,683 S \* 8/2009 Lim ..... D6/503

\* cited by examiner

*Primary Examiner* — Janice Seeger

(74) *Attorney, Agent, or Firm* — MacCord Mason PLLC

(57) **CLAIM**

The ornamental design for a bed, as shown and described.

**DESCRIPTION**

- (22) Filed: **Mar. 4, 2010**
  - (51) **LOC (9) Cl.** ..... **06-02**
  - (52) **U.S. Cl.** ..... **D6/393**
  - (58) **Field of Classification Search** ..... D6/382,  
D6/383, 388, 393–395, 505–508, 503; 5/53.1,  
5/907, 279.1, 280, 281
- See application file for complete search history.

FIG. 1 is a front perspective view of a bed showing my new design;

FIG. 2 is a front view of the headboard and footboard;

FIG. 3 is a front view of the headboard;

FIG. 4 is a front view of the footboard; and,

FIG. 5 is a side view, the opposite side being a mirror image thereof.

The headboard and footboard are shown separately for clarity of disclosure.

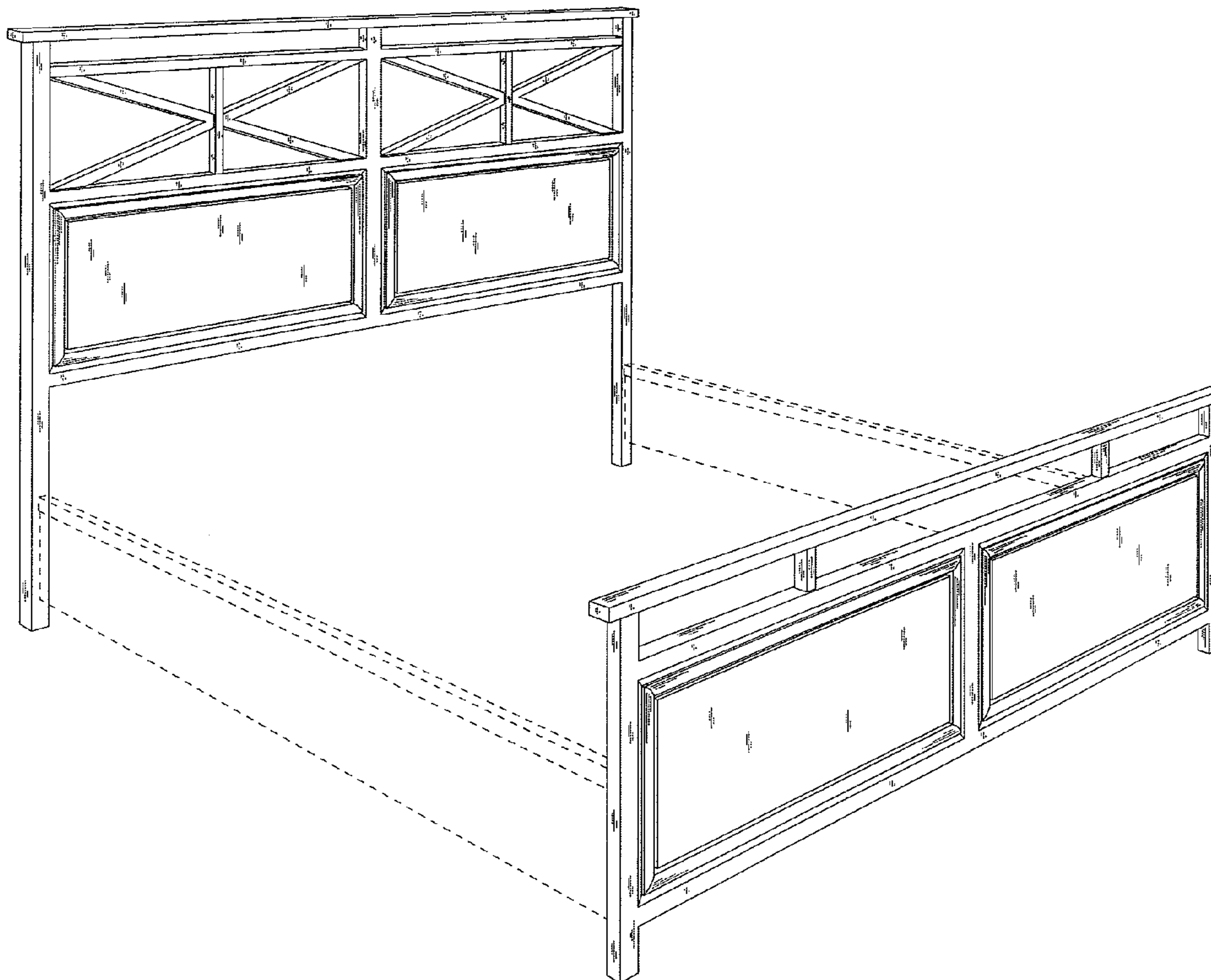
The elements shown in dotted lines are for illustrative purposes only and form no part of the claimed design.

(56) **References Cited**

U.S. PATENT DOCUMENTS

- D340,148 S \* 10/1993 Ball ..... D6/393
- D404,217 S \* 1/1999 Zaidman et al. .... D6/393
- D466,730 S \* 12/2002 Camfferman ..... D6/505

**1 Claim, 5 Drawing Sheets**



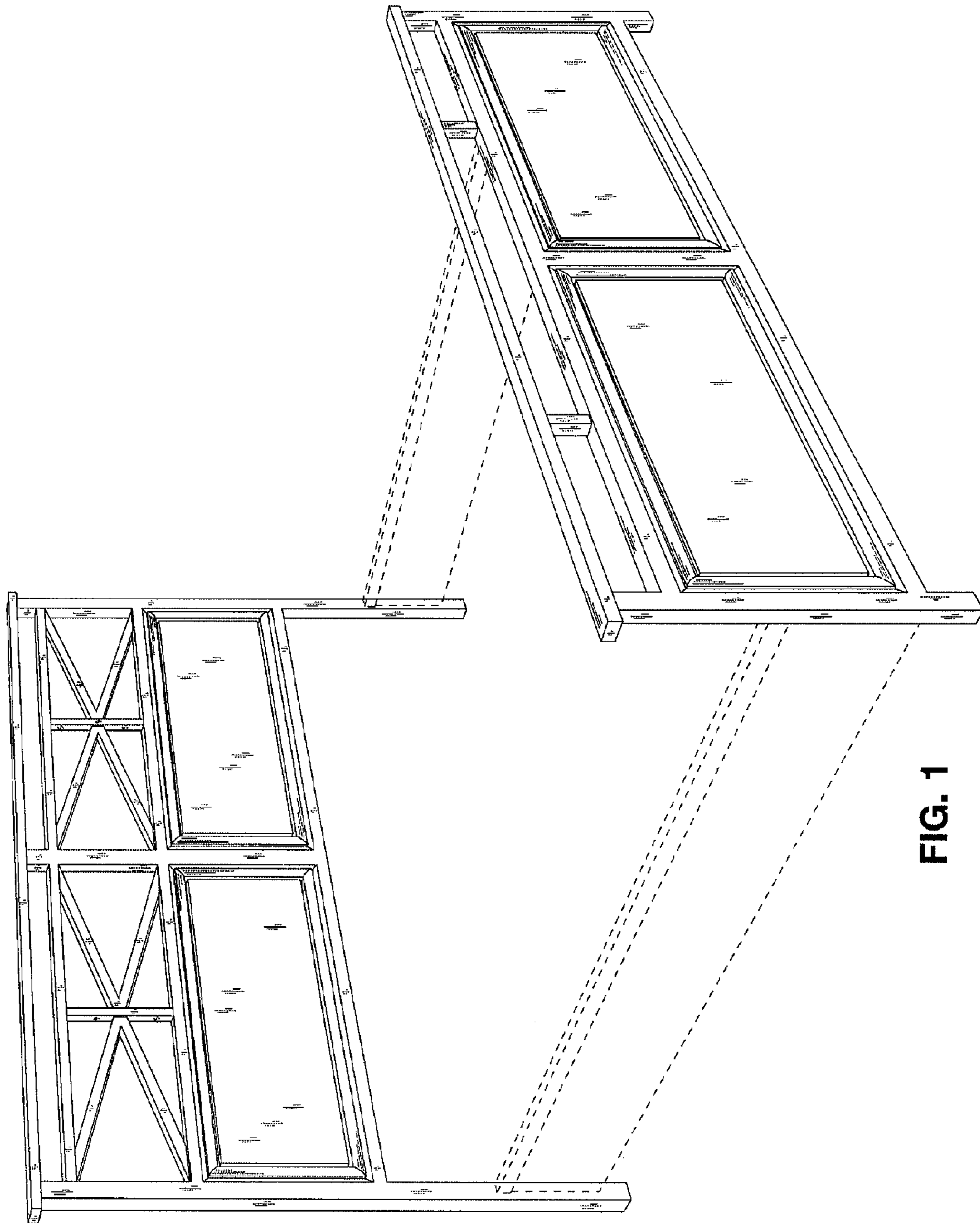


FIG. 1




FIG. 2




FIG. 3




FIG. 4



FIG. 5