

US00D644445S

(12) **United States Design Patent**  
**Hu**

(10) **Patent No.:** **US D644,445 S**

(45) **Date of Patent:** **\*\* Sep. 6, 2011**

(54) **BOOSTER**

(75) Inventor: **Jun-Jie Hu**, Taipei (TW)

(73) Assignee: **Wonderland Nurserygoods Company Limited**, Central, Hong Kong (CN)

(\*\*) Term: **14 Years**

(21) Appl. No.: **29/347,624**

(22) Filed: **Mar. 18, 2010**

(30) **Foreign Application Priority Data**

Nov. 6, 2009 (CN) ..... 2009 3 0284897

(51) **LOC (9) Cl.** ..... **06-01**

(52) **U.S. Cl.** ..... **D6/339**

(58) **Field of Classification Search** ..... D6/333,  
D6/339; 297/184.13, 184.17, 219.12, 250.1,  
297/256.16, 463.1; D21/428; D12/129;  
5/655

See application file for complete search history.

(56) **References Cited**

**U.S. PATENT DOCUMENTS**

D356,689 S \* 3/1995 Mariol ..... D6/333  
D364,746 S \* 12/1995 Lerner et al. .... D6/339  
D367,368 S \* 2/1996 Drane ..... D6/339  
D374,125 S \* 10/1996 Bernstein et al. .... D6/333

D383,911 S \* 9/1997 Conforti et al. .... D6/333  
D419,311 S \* 1/2000 Maggeni et al. .... D6/333  
D424,312 S \* 5/2000 Hotaling et al. .... D6/333  
D613,081 S \* 4/2010 Poran ..... D6/339  
D617,103 S \* 6/2010 Bearup et al. .... D6/339  
D618,925 S \* 7/2010 Fiore et al. .... D6/339  
2003/0102702 A1 \* 6/2003 Daley et al. .... 297/250.1  
2004/0084938 A1 \* 5/2004 Tomas et al. .... 297/250.1  
2010/0084901 A1 \* 4/2010 Flannery et al. .... 297/250.1

\* cited by examiner

*Primary Examiner* — Sandra Snapp

(74) *Attorney, Agent, or Firm* — Bacon & Thomas, PLLC


(57) **CLAIM**

The ornamental design for a booster, as shown.

**DESCRIPTION**

FIG. 1 is a perspective view of a booster of a new design;  
FIG. 2 is a front view of the booster of the new design;  
FIG. 3 is a rear view of the booster of the new design;  
FIG. 4 is a top view of the booster of the new design;  
FIG. 5 is a bottom view of the booster of the new design;  
FIG. 6 is a left-side view of the booster of the new design;  
FIG. 7 is a right-side view of the booster of the new design;  
and,  
FIG. 8 is a perspective view of the booster of the new design,  
with a feeding tray provided thereon.

**1 Claim, 5 Drawing Sheets**






FIG. 1




FIG. 2




FIG. 3




FIG. 4




FIG. 5




FIG. 6



FIG. 7




FIG. 8