



US00D644443S

(12) **United States Design Patent**  
**Mignot et al.**

(10) **Patent No.:** **US D644,443 S**  
(45) **Date of Patent:** **\*\* Sep. 6, 2011**

(54) **PAPER PRODUCT**

(75) Inventors: **Kyoko Mignot**, West Chester, OH (US);  
**James Roy Denbow**, Mason, OH (US)

(73) Assignee: **The Procter & Gamble Company**,  
Cincinnati, OH (US)

(\*\*) Term: **14 Years**

(21) Appl. No.: **29/350,656**

(22) Filed: **Nov. 20, 2009**

(51) **LOC (9) Cl.** ..... **05-02**

(52) **U.S. Cl.** ..... **D5/58**

(58) **Field of Classification Search** ..... D5/7, 37,  
D5/56, 57, 58, 60, 61; D6/582; 162/117,  
162/123, 125

See application file for complete search history.

6,180,214	B1	1/2001	Nissing et al.	
D449,453	S	10/2001	Duritsch et al.	
D450,934	S	11/2001	Duritsch et al.	
D464,202	S	10/2002	Young	
D550,969	S *	9/2007	Fung et al.	D5/57
D550,970	S *	9/2007	Vidal et al.	D5/57
D634,130	S *	3/2011	Coffaro et al.	D5/60
D635,370	S *	4/2011	Coffaro et al.	D5/57
D636,609	S *	4/2011	Coffaro et al.	D5/61
D637,821	S *	5/2011	Steeman et al.	D5/58
D638,630	S *	5/2011	Coffaro et al.	D5/58
2007/0272381	A1 *	11/2007	Elony et al.	162/123

**FOREIGN PATENT DOCUMENTS**

CA 130357 1/2010

\* cited by examiner

*Primary Examiner* — Susan Bennett Hattan

*Assistant Examiner* — Barbara B Lohr

(74) *Attorney, Agent, or Firm* — Roddy M. Bullock; Betty J. Zea

(56) **References Cited**

**U.S. PATENT DOCUMENTS**

D30,628	S *	4/1899	Norman	D5/7
D36,460	S *	7/1903	Henry	D6/582
D88,182	S *	11/1932	Weitz	D5/56
D88,208	S	11/1932	Katzman	
D89,078	S *	1/1933	Grulich	D5/56
D125,799	S	3/1941	Kivelson	
3,025,199	A	3/1962	Harwood	
3,746,607	A	7/1973	Harmon et al.	
D231,019	S	3/1974	Gilling et al.	
3,953,638	A	4/1976	Kemp	
4,499,637	A	2/1985	Greenway	
D314,673	S	2/1991	Legare	
D319,349	S	8/1991	Schultz et al.	
D392,106	S	3/1998	Thomas	
D405,270	S	2/1999	Hoener-Long et al.	
D417,790	S	12/1999	Scheunemann et al.	
D419,780	S	2/2000	Funk et al.	
D422,150	S	4/2000	Enderby	
D426,889	S	6/2000	Bissah et al.	
D429,074	S	8/2000	Hurst et al.	

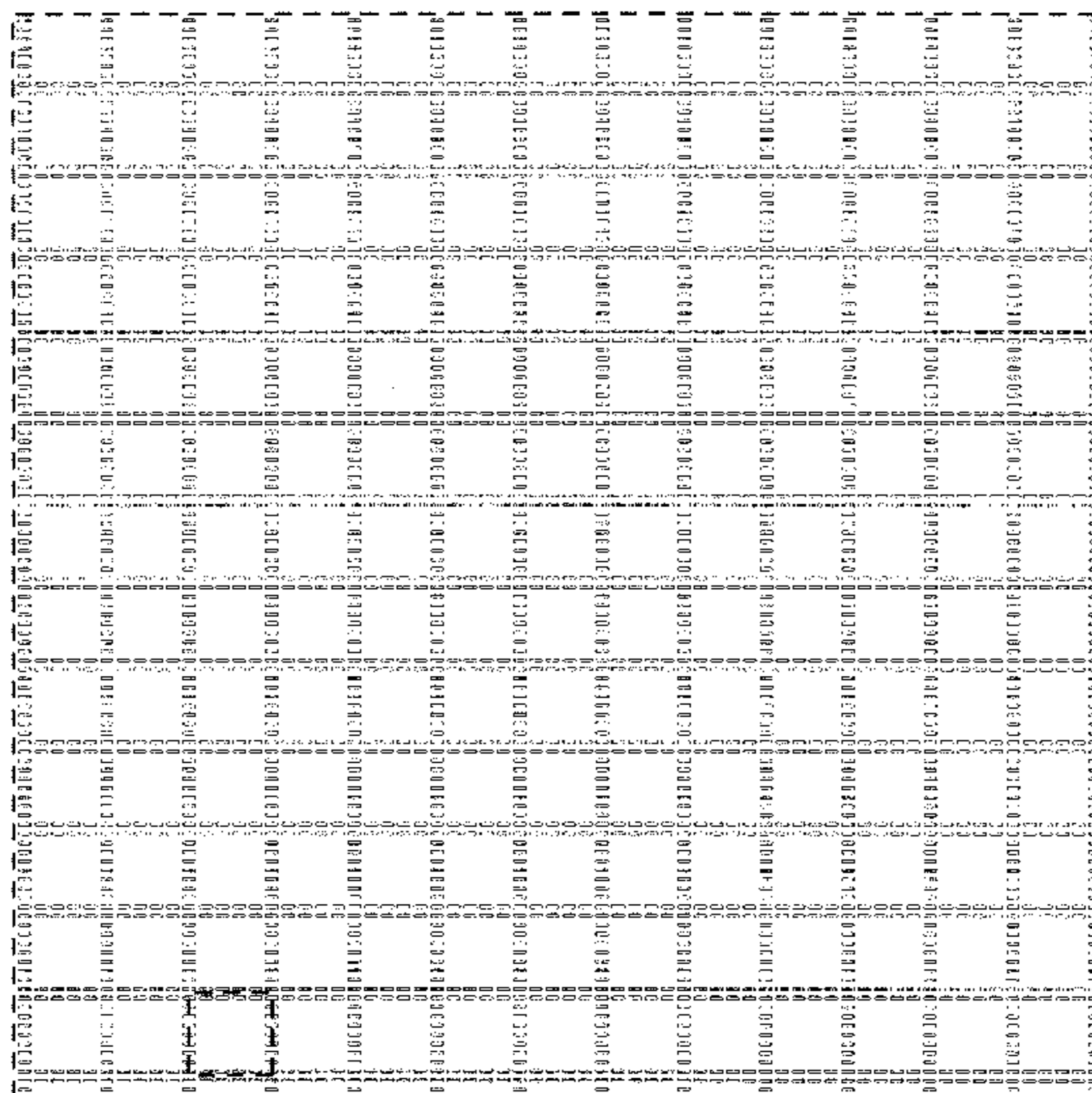
(57) **CLAIM**

The ornamental design for a paper product, as shown and described.

**DESCRIPTION**

FIG. 1 is a top plan view of a paper product showing my new ornamental design; and,  
FIG. 2 is a top plan view of a paper product showing my new ornamental design it being understood that the inner perimeter of broken lines defines a repeat unit of the claimed design, which may repeat uniformly in one or more directions.  
The broken lines in the figures form on part of the claimed design. The broken lines indicate that a specific length and width of the paper product forms no part of the claimed design and that the design may continue in one or more directions. The surface portions not shown in the drawings or described in the specification form no part of the claimed design.

**1 Claim, 2 Drawing Sheets**



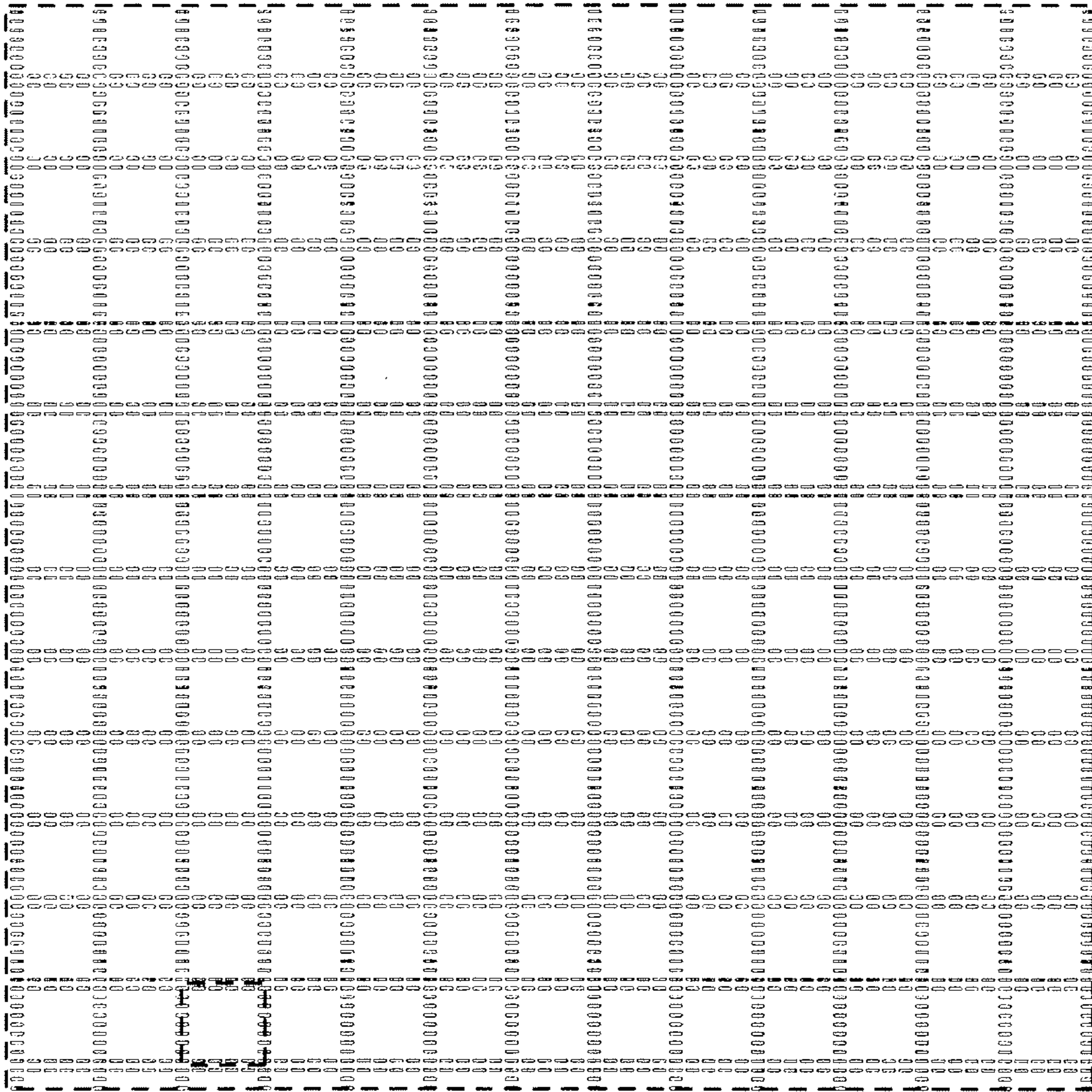


Fig. 1




Fig. 2